



York Catholic
District School Board

Student Performance on the March 2008 Ontario Secondary School Literacy Test (OSSLT)

June 11, 2008

Debra Cormier, Superintendent of Education: Curriculum and Assessment
Marcelle McShine-Quao, Research Officer

HIGHLIGHTS OF STUDENT PERFORMANCE ON THE MARCH 2008 ONTARIO SECONDARY SCHOOL LITERACY TEST (OSSLT)

Quick Facts

The March 2008 Ontario Secondary School Literacy Test (OSSLT) results report on two groups of students: “first-time eligible students” and “previously eligible students.” First-time eligible students are students who entered Grade 9 during the 2006/2007 school year and any others who were placed in this cohort.

Previously eligible students were eligible to write the test in March 2008 if they were not successful during a previous administration of the test, or were absent or deferred from a previous administration. Students who are not successful must successfully complete the Literacy Test or, alternatively, the Ontario Secondary School Literacy Course (OSSLC) – which is one of thirty-two requirements of the Ontario Secondary School Diploma (OSSD).

Results from the seventh administration of the Ontario Secondary School Literacy Test, over the last five years, indicate an increase in student achievement for first-time eligible students in the board (+11%) and for students across the province (+7%).

YCDSB Highlights of the Results of the 2007-2008 Literacy Test

- 4,256 students wrote the test for the first time; 90% of these students were successful.
- 502 students retook the test; 63% of these students were successful.
- Both first-time eligible students and students who retook the test wrote the OSSLT on March 27, 2008.
- Of the 4,357 students who were eligible to take the test for the first time, 98% actually wrote the test and the remainder were absent on the day of the test or were deferred from writing the test. The percentage of students participating in the test has remained stable over the past five years.
- When all first-time eligible students are factored into the overall success rate for the 2006/2007 Grade 9 cohort (i.e., students who actually wrote the test and students who were absent or deferred) the percentage of students who were successful is 88%. *(Deferrals are granted by school principals to students who are not ready to write the literacy test.)*
- The success rate for first-time eligible students who actually wrote the test increased by 11 percentage points, from 79% in 2003 to 90% in 2008.

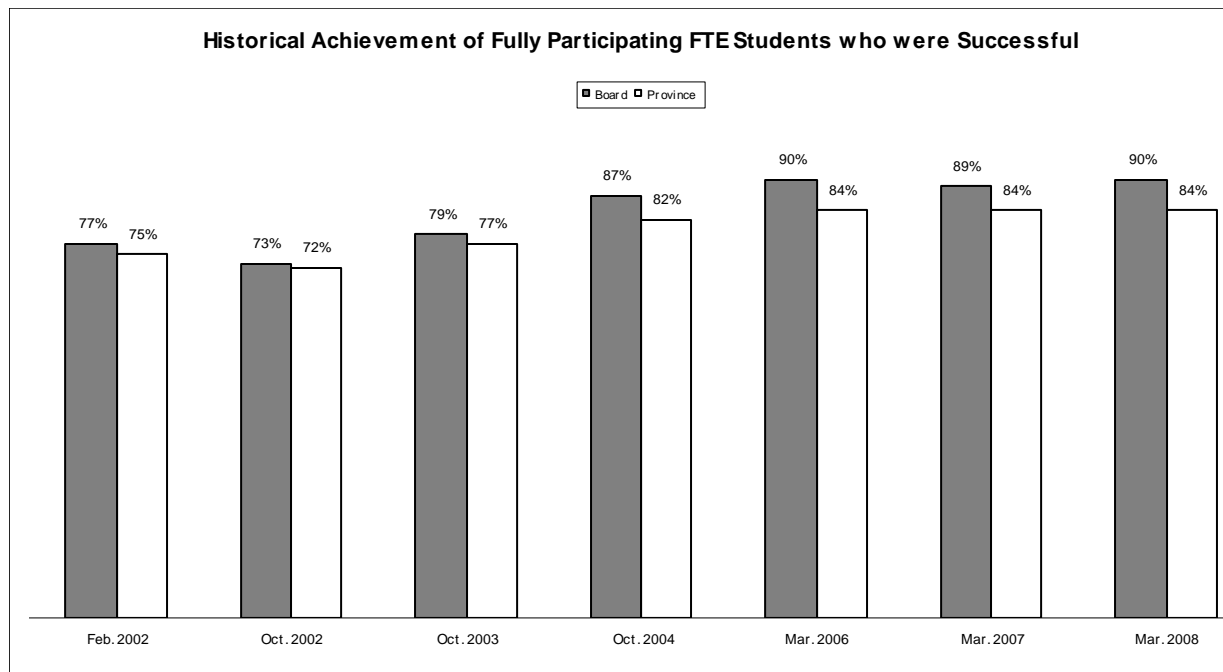
FIRST-TIME ELIGIBLE STUDENTS

Assessment results from the March 2008 administration of the Ontario Secondary School Literacy Test (OSSLT)¹ indicate that ninety percent (90%) of first-time eligible students in the board and eighty-four percent (84%) of first-time eligible students across the province who fully participated in the test were successful.

These results represent an increase of +1% for the board and no change, i.e., +0%, for the province since the previous administration of the Literacy Test. Results from the last three (3) administrations of the Ontario Secondary School Literacy Test indicate that there has been little change in the performance of students who fully participated in the test. Please refer to Table 1 and the chart provided below.

Table 1: Results for Fully Participating² First-Time Eligible (FTE) students in the board and across the province who were successful on the Literacy Test

Fully Participating FTE Students	Board	Province
Mar. 2008	90%	84%
Mar. 2007	89%	84%
Mar. 2006	90%	84%
Oct. 2004	87%	82%
Oct. 2003	79%	77%
Oct. 2002	73%	72%
Feb. 2002	77%	75%



² Results for Fully Participating First-Time Eligible Students are based on all students in the cohort who are working to obtain an Ontario Secondary School Diploma (OSSD) and excludes those students who were absent or deferred from writing the test.

First-Time Eligible Students in York Catholic District School Board

1. More first-time eligible students attending York Catholic schools who actually wrote the test were successful on the Literacy Test (90%) compared to students attending schools across the province (84%). There was little change in achievement for first time eligible students attending schools in the York Catholic District School Board (+1%) and across the province (+0%).
2. This year, there was an increase of +2% in the success rate for all students in the board who were eligible to write the test, from 86% to 88%. Results for all eligible students includes those who were absent or deferred from writing the test (i.e., previously method 2 reporting).
3. The same proportion of first-time eligible students in York Catholic was absent (1%) or deferred (1%) from writing the previous five administrations of the test.
4. More females (93%) were successful on the Literacy Test compared to male students (87%). Females experienced an increase of +2% from the previous year while there was no change in performance for males.
5. The success rate for students with an IEP and IPRC receiving accommodations improved from the previous administration of the test (+3%). There was no change in performance for students with special needs {excluding gifted} (+0%) and students with an IEP only who received accommodations experienced a decline in achievement (-7%) from the previous year.

Note: Please refer to Table 2 on the following page.

6. Students with ESL/ELD learning needs (68%) were not as successful on the Literacy Test compared to all other students (90%); however, students with ESL/ELD learning needs demonstrated greater growth in achievement from the previous year (fully participating students: +1%, fully participating ELLs: +11%).
7. As in previous administrations of the test, a larger proportion of students enrolled in an academic English course successfully completed the Literacy Test compared to students enrolled in other English courses. Students taking a locally developed English course (+7%) and those taking an ESL/ELD course (+5%) demonstrated an increase in performance from the previous year. There was no change in achievement for students taking an academic English course (+0%). Students in an applied English course experienced a decline in achievement from the previous year (-7%).

	Success Rate	Percent Change
Academic English:	96%	+0%
Applied English:	60%	-7%
Locally Developed English:	40%	+7%
Taking ESL/ELD course	61%	+5%

Contextual Data for First-Time Eligible Students in York Catholic, March 2008 OSSLT

Table 2: Results for First-Time Eligible Students in the board who were successful on the Literacy Test by Contextual Information

First-Time Eligible Students	Absent	Deferred	Student Outcomes All Students ³	Student Outcomes Participating Students ⁴
Eligible Students (<i>N</i> = 4,357)	1% (+0%)	1% (+0%)	88% (+2%)	90% (+1%)
Females (<i>N</i> = 2,210)	1% (+0%)	1% (+0%)	91% (+2%)	93% (+2%)
Males (<i>N</i> = 2,147)	1% (+0%)	2% (+0%)	84% (+0%)	87% (+0%)
English Language Learners (<i>N</i> = 83)	0% (+0%)	31% (+13%)	47% (+0%)	68% (+11%)
Students with Special Education Needs (excluding gifted) (<i>N</i> = 443)	2% (-1%)	4% (-2%)	56% (+1%)	59% (+0%)
Students with Special Education Needs Receiving Accommodations (IEP Only) (<i>N</i> = 108)	2% (-2%)	0% (+0%)	51% (-6%)	52% (-7%)
Students with Special Education Needs Receiving Accommodations (IEP and IPRC) (<i>N</i> = 293)	2% (+0%)	0% (+0%)	62% (+3%)	63% (+3%)
Academic Level English (<i>N</i> = 3,516)	1% (+0%)	<1% (+0%)	96% (+1%)	96% (+0%)
Applied Level English (<i>N</i> = 679)	2% (+0%)	1% (-1%)	58% (-7%)	60% (-7%)
Locally Developed English (<i>N</i> = 63)	3% (-4%)	17% (-2%)	32% (+7%)	40% (+7%)
Taking ESL/ELD Course (<i>N</i> = 73)	0% (+0%)	37% (+17%)	38% (-7%)	61% (+5%)

³ Results for All Students are based on eligible students in the 2006/2007 Grade 9 cohort who are working to obtain an Ontario Secondary School Diploma (OSSD) and include students who were absent, as well as, those who were deferred from writing the test.

⁴ Results for Fully Participating are based on all students in the 2006/2007 Grade 9 cohort who are working to obtain an Ontario Secondary School Diploma (OSSD) and exclude those students who were absent or deferred from writing the test.

PREVIOUSLY ELIGIBLE STUDENTS

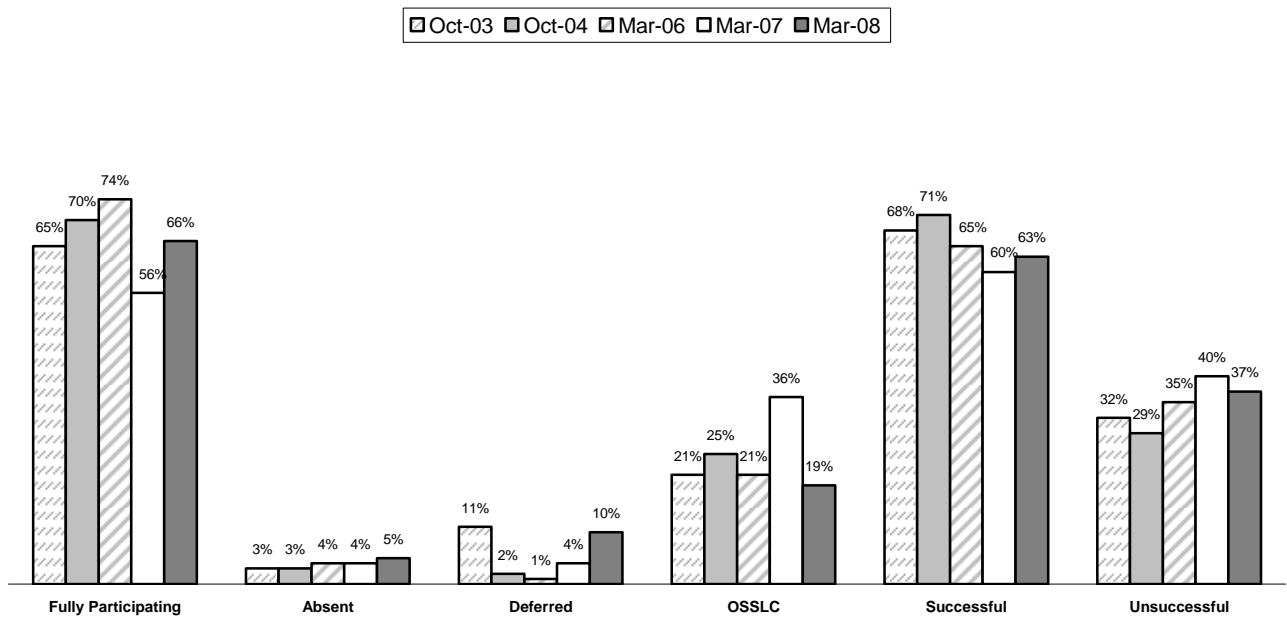
1. Roughly two-thirds of the students in the York Catholic District School Board (63%) and half of the students across the province (51%) who were required to retake the test and actually did were successful on the most recent administration of the Literacy test.
2. The OSSLT results for students in York Catholic who were previously eligible (i.e., students who entered Grade 9 prior to 2006/2007 and who were previously unsuccessful on the test) indicate an increase in the success rate for the board (+3%) and the province (+1%).
3. There was a small increase of +1% in the proportion of previously eligible students in York Catholic who were absent from the previous administration of the test (2007: 4%; 2008: 5%).
4. Less than a fifth of previously eligible students in York Catholic (19%) were enrolled in the Ontario Secondary School Literacy Course (OSSLC). This represents a decrease of -17% from the previous year.
5. Sixty-six percent of the previously eligible students in York Catholic (502 / 763), who were eligible to re-write the test, actually re-wrote it:
 - Eighty-three (83) students were exempted from writing the Literacy test, as they were no longer working to obtain an Ontario Secondary School Diploma (OSSD).
 - Thirty-seven (37) students were absent on the day the test was administered.
 - Eighty (80) students were deferred from writing the test.
 - One hundred and forty-four (144) students were fulfilling the diploma requirement through the Ontario Secondary School Literacy Course (OSSLC). (The OSSLC is a full-credit course that was developed by the Ministry of Education to give students an alternative method of demonstrating their literacy skills. The option to take the course is given to students who have been previously unsuccessful on the Literacy Test.)

Note: Please refer to Table 3 on the following page for an historical overview of student performance for previously eligible students.

Table 3: Historical Achievement on the OSSLT for Previously Eligible (PE) students in York Catholic since the implementation of the OSSLC in the 2003-2004 academic school year


<i>Previously Eligible</i>	<i>October 2003</i>	<i>October 2004</i>	<i>March 2006</i>	<i>March 2007</i>	<i>March 2008</i>	<i>Percent Change 07-08</i>
Fully Participating	65%	70%	74%	56%	66%	+10%
Absent	3%	3%	4%	4%	5%	+1%
Deferred	11%	2%	1%	4%	10%	+6%
OSSLC	21%	25%	21%	36%	19%	-17%
Successful	68%	71%	65%	60%	63%	+3%
Unsuccessful	32%	29%	35%	40%	37%	-3%

OSSLT Results for Students Who Retook the Test, 2003-2008



Appendix

OSSLT Results for First-Time Eligible Students in York Catholic District School Board, March 2008

	Number of Eligible Students	Number of Eligible Students, Absent	Percent of FTE All Students, Absent	Number of Eligible Students, Deferred	Percent of FTE All Students, Deferred	Number of FTE Students, Exempt	Percent of FTE Students, Fully participating in the OSSLT	All Eligible Students (includes students who were absent or deferred)		Participating Students (excludes students who were absent or deferred)	
								Percent of All Eligible Students, Successful (percent change)	Percent of All Eligible Students, NOT Successful	Percent of Participating Students, Successful (percent change)	Percent of Participating Students, NOT Successful
Province	156,151	4,357	3%	6,191	4%	1,759	93%	78% (-1)	15%	84% (+0)	16%
Board	4,357	46	1%	55	1%	17	98%	88% (+2)	10%	90% (+1)	10%
Br André	401	5	1%	4	1%	1	98%	88% (-3)	10%	90% (-3)	10%
Cardinal Carter	362	9	2%	0	0%	3	98%	90% (+3)	7%	92% (+3)	8%
Father Bressani	244	2	1%	0	0%	0	99%	90% (+8)	9%	91% (+7)	9%
Father Michael McGivney	331	1	<1%	9	3%	3	97%	83% (+1)	14%	86% (+4)	14%
Holy Cross	269	4	1%	2	1%	1	98%	82% (+2)	16%	84% (+2)	16%
Our Lady of the Lake	125	0	0%	1	1%	2	99%	86% (+2)	13%	87% (+0)	13%
Sacred Heart	412	11	3%	0	0%	3	97%	90% (+3)	7%	93% (+3)	7%
St Augustine	339	2	1%	2	1%	0	99%	96% (+1)	3%	97% (+1)	3%
St Elizabeth	375	0	0%	14	4%	1	96%	87% (-2)	9%	90% (-2)	10%
St Jean de Brebeuf	349	2	1%	4	1%	0	98%	81% (-4)	17%	83% (-5)	17%
St Joan of Arc	356	5	1%	8	2%	1	96%	77% (+2)	19%	80% (+2)	20%
St Robert	375	3	1%	9	2%	2	97%	92% (+1)	5%	95% (+2)	5%
St Theresa of Lisieux	401	2	<1%	0	0%	0	100%	94% (+0)	6%	94% (-1)	6%