

**YORK CATHOLIC DISTRICT SCHOOL BOARD**  
**AGENDA**  
**REGULAR BOARD MEETING**  
**Tuesday, November 26, 2024**  
**7:30 P.M.**

**REVISED**

Watch the Board Meeting  
**STREAM**  
 event on our YCDSB TV Channel:  
<http://bit.ly/YCDSB-TV>

**LAND ACKNOWLEDGEMENT**

*We are gathered on the ancestral lands and waters of all Indigenous Peoples, who have left their footprints on Mother Earth before us.  
 We respectfully acknowledge, those who have walked on it, those who walk on it now, and future generations who have yet to walk upon it.  
 We pray to the Creator for strength and wisdom that all may continue to serve as stewards of the earth*

<b>1. OPENING PRAYER / LAND ACKNOWLEDGEMENT</b>	Faith Ambassadors	
<b>2. ROLL CALL</b>	J. De Faveri	
<b>3. APPROVAL OF NEW MATERIAL</b>	E. Crowe	
<b>4. APPROVAL OF THE AGENDA</b>	E. Crowe	
<b>5. DECLARATIONS OF CONFLICT OF INTEREST FOR CURRENT MEETING</b>	E. Crowe	
<b>6. DECLARATIONS OF CONFLICT OF INTEREST FROM PREVIOUS MEETING</b>	E. Crowe	
<b>7. APPROVAL OF THE PREVIOUS MINUTES</b>	E. Crowe	
a) Regular Board Meeting of October 29, 2024		
b) Special Board Meeting of November 12, 2024		
c) Inaugural Board Meeting of November 18, 2024		
<b>8. BUSINESS ARISING FROM MINUTES OF PREVIOUS MEETING</b>	E. Crowe	
<b>9. CHAIR'S REPORT / UPDATE / INSPIRATIONAL MESSAGES</b>	E. Crowe	<b>3</b>
<b>10. OCSTA BOARD OF DIRECTOR'S UPDATE</b>	J. Wigston	
<b>11. DIRECTOR'S REPORT / UPDATE</b>	J. De Faveri	<b>5</b>
<b>12. STUDENT TRUSTEES' REPORT</b>	M. Galstyan. S. Cuesta	<b>7</b>
<b>13. RECOGNITIONS / OUTSIDE PRESENTATIONS</b>		
a) OFSAA Winners		
<del>b) Recipient of ESRI Making a Difference Award</del>		
<b>14. DELEGATIONS</b>		
a) French Immersion at St. Joan of Arc CHS	Maria Gentilin	
<b>15. JOURNEY TOWARDS OUR VISION – STAFF PRESENTATIONS</b>		
a) York Catholic DSB Virtues Update	A. Arcadi, D. Pimentel	<b>9</b>
b) 2024-2029 Long Term Accommodation Plan ( <i>Revised Pg. 24</i> )	G. De Girolamo	<b>15</b>
<b>16. ACTION ITEM(S) (including Committee Reports)</b>		
a) Approval of the 2024-2029 Long Term Accommodation Plan ( <i>Revised Pg. 96</i> )	G. De Girolamo	<b>29</b>
b) Approval of Report No. 2025:01 Committee of the Whole (Nov 26)	M. Iafrate	
c) Approval of Report No. 2025:01 Executive Committee (Nov 19)	E. Crowe	<b>184</b>
d) Receipt of Report No. 2024:11 Special Education Advisory Committee (Nov 11)	A. Grella	<b>186</b>
e) Receipt of Report No. 2024:04 Student Success & Pathways Committee (Nov 13)	A. Saggese	<b>187</b>
f) Approval of Report No. 2025:01 York Catholic Parent Involvement Committee (Nov 25)	E. Crowe	<b>187a</b>
g) Reintroduction of French Immersion Program at St. Joan of Arc CHS	J. Chiutsi	<b>188</b>

- 17. DISCUSSION ITEM(S)**
- a) TRUSTEE MOTION: Explore Air Conditioning in All Elementary YCDSB Classrooms J. Wigston **190**
- 18. INFORMATION ITEM(S)**
- a) International Language Education Funding A. Saggese **191**
- b) Thank You Letter from Most Reverend Francis Leo E. Crowe **193**
- c) Ministry Response: Request to Review Funding Formula for Online Learning E. Crowe **195**
- d) Status Report on Program for Academic and Creative Extension (PACE) J. Powers **197**
- e) Before and After School Child Care Program Enrolment Summary J. Powers **201**
- f) SEA Guidelines Presentation from November 11, 2024 SEAC Meeting J. Powers **205**
- g) Level III Excursions, Policy 303 School Organized and Continuing Education Excursions J. Sarna **209**
- h) TRUSTEE MOTION: Audit of YCDSB Purchasing Credit Cards (PCards) E. Crowe, M. Iafrate **212**
- i) YCDSB Plans to Leave X (Formerly Twitter) M. Brosens **213**
- j) December 2024 Calendar **216**
- 19. NOTICES OF MOTION**
- (Notices of Motion are to be submitted in writing and will return to the subsequent meeting as Information, the following meeting as Discussion, and finally Action at the next Board Meeting.)*
- 20. FUTURE AGENDA ITEM(S) / REQUEST FOR INFORMATION** E. Crowe
- 21. PRAYER TO ST. MICHAEL THE ARCHANGEL** E. Crowe
- St. Michael the Archangel, defend us in battle, be our protection against the wickedness and snares of the devil. May God rebuke him we humbly pray; and do thou, O Prince of the Heavenly Hosts, by the power of God, cast into hell Satan and all the evil spirits who prowl about the world seeking the ruin of souls. Amen.*
- 22. ADJOURNMENT** E. Crowe

**NEXT  
REGULAR BOARD MEETING**

**Tuesday, December 17, 2024  
7:30 pm**



## York Catholic District School Board Chair's Report

**Memo To:** Board of Trustees

**From:** Elizabeth Crowe, Chair of the Board

**Date:** November 26, 2024

**Re:** **Chair's Report**

---

*Lord God, may we, your people, who look forward to the birthday of Christ experience the joy of salvation and celebrate that feast with love and thanksgiving.*

The above is the opening prayer of Mass on the First Sunday of Advent, which occurs on Sunday, December 1 this year. It beautifully expresses the anticipation of this season as we wait for the coming of Christ, who made all things possible. In Ontario, we are blessed to have publicly funded Catholic schools where we, as a community of faith, can celebrate the miracle of Jesus's birth through Masses, liturgies, prayers, Christmas concerts, charitable drives; and, most importantly in our classrooms where our Catholic beliefs are embedded into our daily lessons and interactions.

### **MACCA Scholarship Gala**

For 37 years, the Markham African Caribbean Canadian Association (MACCA) has given scholarships to students who demonstrate academic excellence and outstanding community engagement. As a community partner, we support two scholarships and attend their annual gala which was held this year on November 9th at Angus Glen. Vice Chair lafrate, Trustee Alexander and myself were honoured to join in the celebration together with school Principals and teachers of the five YCDSB graduates who were honoured, namely:

- David Ejete from St. Maximilian Kolbe Catholic High School, Aurora
- Sarah Lyttleton from Father Michael McGivney Catholic Academy, Markham
- Jane Obiyan from St. Elizabeth Catholic High School, Vaughan
- Serena Payne from Father Michael McGivney Catholic High School, Markham
- Maya Roberts from St. Theresa of Lisieux Catholic High School, Richmond Hill

Congratulations to all these students! We are very proud of your accomplishments and look forward to seeing what you will do next!

### **Level Up! Skilled Trades Career Fair**

All those interested in learning more about career paths in the skilled trades should attend the Level Up! Skilled Trades Career Fair, which will be held from November 26 to 28, 2024, at the International Centre Hall 2 (6900 Airport Road, Mississauga). I encourage everyone to attend because the skilled trades offer well-paid, stable and flexible career choices. The organizers promise hands-on exhibits, opportunities to chat with professionals and a panel of skilled trades representatives.

A group of Trustees and CEC staff will be attending on November 27th to network and explore partnership opportunities with trade unions and businesses.

## **Board Finals Volleyball Tournament**

I wish the best of luck to all the intermediate-level boys and girls participating in the Board volleyball championship at Holy Cross Catholic Academy's Sports Dome in Vaughan on November 26th and 27th. Thank you to the organizers and coaches. Your commitment to extracurricular activities that enrich the educational experiences of our students is very much appreciated.

Twenty-six schools participated in area-level tournaments on Thursday, November 21, 2024 and the following schools will be competing for the title of Board champion:

### **Boys:**

- Blessed Trinity CES
- Blessed Scalabrini CES
- Canadian Martyrs CES
- Fr. Frederick McGinn CES
- St. Angela Merici CES
- St. John Bosco CES
- St. Patrick CES, Markham
- Sir Richard W. Scott CES

### **Girls:**

- Blessed Trinity CES
- Christ the King CES
- St. Angela Merici CES
- St. Benedict CES
- St. Joseph CES, Aurora
- St. Katharine Drexel CES
- St. Patrick CES, Schomberg
- St. Stephen CES





## York Catholic District School Board Director's Report

**Memo To:** Board of Trustees

**From:** John De Faveri, Interim Director of Education

**Date:** November 26, 2024

**Re:** **Director's Report**

---

When Catholics think of December, they often think of Advent and Christmas. But did you know that December is also the Month of Immaculate Conception in the Catholic calendar? In Catholic theology, the Blessed Virgin Mary is "The New Eve" and "The Mother of God," a remarkable example of what is possible with great faith and trust in God's plan for us.

For that reason, many York Catholic schools are named after the Blessed Virgin Mary. From St. Mary Immaculate in Richmond Hill to Our Lady of Grace in Aurora to Our Lady of the Lake in Keswick (and so many more), we honour Mother Mary throughout York Catholic every day and in a particular way in December.

### **CHUM Christmas Wish and Vaughan Toy Drive Kickoff**

St. Gregory the Great Catholic Academy in Woodbridge had the pleasure of hosting the CHUM Christmas Wish and Vaughan Toy Drive kickoff celebration on Monday, November 18, 2024. Even though it was 6:45 a.m. on a Monday, the school's gym was packed with energetic students, staff and families who wanted to raise awareness about helping those in need during Christmas. We were happy to welcome CP24, who broadcasted live from the school, and Vaughan Mayor Steven Del Duca, who gave a speech on the importance of these toy drives.

### **OLQW Students Sing at the Cardinal's Dinner**

It was a source of great pride when a quartet of singers from Our Lady Queen of the World Catholic Academy in Richmond Hill performed the national anthem at the 45th annual Cardinal's Dinner on November 5, 2024. Their God-given talent truly came through in their performance, which set the right tone for the inspiring evening of fellowship for the Catholic community in the Greater Toronto Area.

### **York Catholic Presents to the Durham Catholic District School Board**

On November 5, 2024, Joel Chiutsi, Superintendent of Education, and Siobhan Wright, Superintendent of Inviting and Inclusive Schools, presented to the Durham Catholic District School Board's Anti-Black Racism and Black Excellence Advisory Committee on the impact of Black leadership in education. York Catholic is blessed to have incredible Black leaders, including Joel and Siobhan, and I was happy to see their work recognized by another school board.

### **Professional Development Event Hosted by York Catholic**

I am also excited to share that Alex Battick, the YCDSB's Human Rights and Equity Advisor (HREA), has been instrumental in organizing a professional development and networking event for HREAs from across the province on November 29, 2024. In partnership with law firm Borden Ladner Gervais LLP (BLG), the day will explore various topics related to human rights in school boards. Again, it is excellent to see York Catholic showing leadership in human rights and equity issues.

### **Counter Human Trafficking and Online Exploitation Information Sessions**

I want to thank the YCDSB staff and the York Regional Police for organizing three information sessions for students and families on countering human trafficking and online exploitation. The first session at Father Bressani in Woodbridge drew about 170 people who wanted to learn about this topic, which, unfortunately, has had devastating effects on far too many young lives.

There will be additional sessions held on:

- Wednesday, November 27, 2024, from 7-9 p.m. at St. Maximilian Kolbe Catholic High School in Aurora
- Thursday, November 28, 2024, from 7-9 p.m. at Father Bressani Catholic High School in Vaughan

Everyone is welcome to attend these sessions.

We have received multiple requests to host additional sessions in other high schools, and staff is currently investigating if this is possible. This is a York Region-wide initiative, and I want to commend everyone for working together to protect our children.

### **Take Our Kids to Work Day**

On Wednesday, November 6, 2024, the Catholic Education Centre and some York Catholic schools hosted Take Our Kids to Work Day sessions. Take Our Kids to Work Day is always a joy because children bring positive energy to the workplace, and it is fun to help young people consider their educational pathways. Thanks to everyone in York Catholic who made this a valuable experience for our children.



“ We are diverse. We are one in Christ. ”

## York Catholic District School Board

### Regular Board Meeting

#### Information Report

#### Student Trustees Update

November 26th, 2024

#### Alignment to Strategic Plan

This report is linked to the strategic priorities:

**Catholic Faith:** Nurture faith formation and relationships with Christ.

**Equity and Inclusion:** Build and sustain an equitable, inclusive and accessible learning and working environment.

**Student Achievement:** Enrich and improve student learning so that excellence in achievement and engagement is possible for all.

**Well-Being:** Promote and nurture the social-emotional, spiritual and physical well-being of all members of the YCDSB.

#### **Halloween, All Saints Day**

On October 31st, students from across the YCDSB celebrated Halloween, showing ample spirit through costumes, spirit weeks, pumpkin decorating, and friendly competition. The day after, on November 1st, many schools recognized the spiritual event of All Saints' Day, a beautiful celebration of the many exemplary figures of the Catholic Church.

#### **Take Our Kids To Work Day**

On November 6th, 2024, grade 9 students engaged in “Take Our Kids to Work Day,” a well-known day of learning, growth, and excitement for families. A multitude of our students went to clinics, daycares, stores, community centres, banks, and plenty other workplaces to experience a day-in-the-life of the workforce, partaking in a truly memorable experience for their high school career.



" We are diverse. We are one in Christ. "

## **York Catholic District School Board**

### **School Open Houses**

On various evenings this past month, YCDSB secondary schools have been hosting their annual open houses to introduce prospective students to each of their vibrant school communities. We hope to welcome some familiar faces in the incoming class of 2029!

### **OSTA-AECO Fall General Meeting**

From November 7th to 10th, 2024, the Ontario Student Trustees' Association hosted their annual Fall General Meeting, which the YCDSB student trustees had the privilege to attend. This event provided invaluable professional development through meaningful discussions and uplifting speakers, as well as networking opportunities for all attendees.

Catholic student trustees had the privilege of hearing from the Ontario Catholic School Trustees' Association (OCSTA), understanding board etiquette, networked with student trustees in their respective provincial regions, and attended a beautiful closing mass to kick-off their advocacy roles. As a whole, student trustees also heard from Annie Kidder from People for Education, valued compassionate leadership, received relevant media and communications training, and got involved with their chosen Advocacy Interest Groups (AIGs); whether Equity, Diversity & Inclusion, Student Wellbeing, Curriculum and Truth & Reconciliation, these are groups with which student leaders will continue their powerful advocacy province-wide.

### **Remembrance Day**

On November 11th, 2024, all elementary and secondary schools collected donations for Poppies in memory of all that was sacrificed by Canadian soldiers, past and present. Lest we forget.

### **World Kindness Day**

November 13th, 2024, marked World Kindness Day, a beautifully themed celebration highlighting kindness and humility internationally. The YCDSB greeted the event with open arms as schools took to displaying open acts of kindness in their communities (just slightly more than usual, of course). From writing kind words on mirrors and windows to giving compliments in the halls or lockers, let's keep up the value of kindness everyday YCDSB!

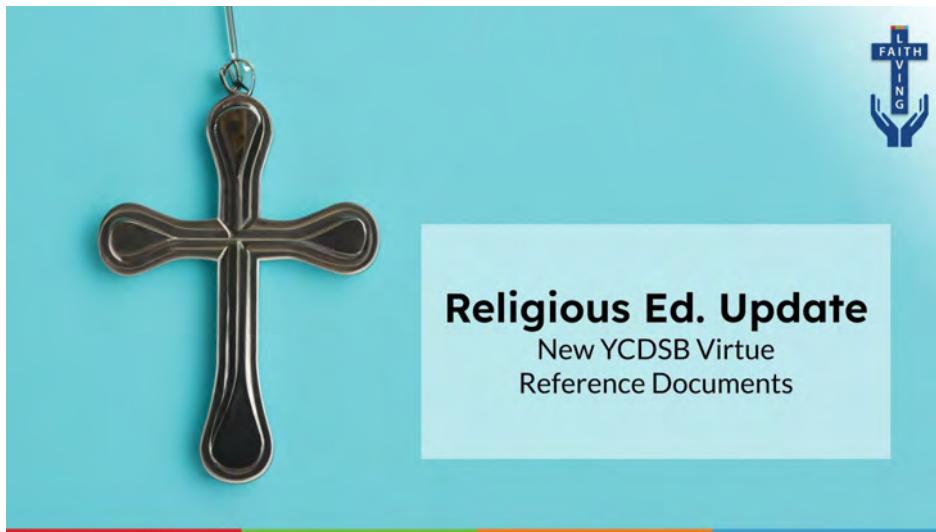


# *Religious Education, Family Life, Adult Faith, & Equity:*

## **VIRTUES**



Religious  
Education  
Advisory  
Committee





# Religious Education, Family Life, Adult Faith, & Equity:

## VIRTUES



Religious  
Education  
Advisory  
Committee

### Multi-Year Strategic Plan

#### PLANNING OUR FUTURE TOGETHER

The York Catholic District School Board's Multi-Year Strategic Plan (MYSP) was created with the support of our community. It will guide the Board from 2023-2028 by defining our Mission, Vision, Values and Strategic Commitments. The Strategic Plan sets priorities that will ensure that York Catholic remains one of the top-performing school boards in Ontario.

#### Mission

With Jesus Christ as our model, we provide all students with a Catholic education rooted in equity, well-being and learning.

#### Vision

A recognized leader in Catholic education committed to inclusion, excellence and innovation that develops socially responsible global citizens.

#### Values

**Catholicity**

Faith, Responsibility, Integrity, Excellence

Equity, Diversity & Inclusion, Respect

#### Strategic Commitments

Catholic Faith  
Equity and Inclusion  
Student Achievement  
Well-Being





**YCDSB**  
**2028**

10



# RELIGIOUS EDUCATION ADVISORY COMMITTEE



Religious  
Education  
Advisory  
Committee





# Building a Shared Understanding of Virtues throughout YCDSB: Reference Documents

## YCDSB Monthly Virtues Resource Chart

## YCDSB Monthly Virtues Resource List of Catholic Definitions

REV Nov, 2024

York Catholic District School Board Virtues Resource					
MONTH	CATHOLIC VIRTUE	I WILL STATEMENTS	SCRIPTURE PASSAGE	EXAMPLES OF PEOPLE WHO MODEL THIS VIRTUE	OTHER VIRTUOUS FIGURES
<p><b>Key Word (s)</b></p> <p><b>Key Word (s)</b></p>					
<p><b>SEPTEMBER</b></p> <p>A self-directed, responsible, life-long learner</p>	<b>Courage</b>	<ul style="list-style-type: none"> <li>I will stand up for what I know is right and just, based on the word of God.</li> <li>I will face challenges, fears and difficulties with fortitude.</li> <li>I will trust God.</li> </ul>	<p>Storm on the Water (Matthew 14: 22-27)</p> <p><b>fortitude</b></p>	<p>All the martyrs (those who died because of their faith in Jesus).</p> <p>Saint Marguerite d'Youville</p>	<p>those who act as champions for the rights and dignity of others</p>
<p><b>OCTOBER</b></p> <p>A discerning believer</p>	<b>Compassion</b>	<ul style="list-style-type: none"> <li>I will seek to understand others by listening.</li> <li>I will be willing to forgive others.</li> <li>I will give of my resources to help those in need.</li> </ul>	<p>The Good Samaritan (Luke 10: 25-36)</p> <p><b>empathy, suffering with</b></p>	<p>Saint Vincent de Paul</p> <p>Saint Teresa of Calcutta</p>	<p>those who care for people who are ill or dying</p>
<p><b>NOVEMBER</b></p> <p>A responsible citizen</p>	<b>Justice</b>	<ul style="list-style-type: none"> <li>I will treat others in a just, equitable and loving manner.</li> <li>I will play by the rules, take turns and share.</li> <li>I will be open-minded, listen to others and acknowledge other voices.</li> </ul>	<p>The Laborers in the Vineyard (Matthew 20: 1-16)</p> <p><b>harmony, right relationship</b></p>	<p>Saint Josephine Bakhita</p> <p>Saint Martin de Porres</p>	<p>those who work for truth and reconciliation</p>
<p><b>DECEMBER</b></p> <p>Advent</p>	<b>Hope</b>	<ul style="list-style-type: none"> <li>I will trust in God's love.</li> <li>I will maintain a positive attitude and look for the brighter side of situations.</li> <li>I will rely on the grace of the Holy Spirit for patience and strength.</li> </ul>	<p>The Annunciation (Luke 1: 28-38)</p> <p><b>trust in God</b></p>	<p>Mother Mary, Mother of Jesus</p>	<p>those who participate in mission work</p>

York Catholic District School Board: Understanding Catholic Virtues			
<p><b>What is a virtue?</b> A virtue is the power or attitude to do good.</p> <p><b>What is a Christian virtue?</b></p> <p>A Christian virtue is based on the message of Jesus, leading us to become more like God.</p> <p>At <b>York Catholic District School Board</b>, we focus on one virtue each month.</p> <p>Virtues are many, but all our virtues are rooted in the seven traditional virtues.</p>			
MONTH	CATHOLIC VIRTUE	Key Word (s)	CATHOLIC DEFINITION/EXPLANATION
SEPTEMBER	Courage	fortitude	Courage as a virtue means being strong in times of difficulty. In the Catholic Church, <b>courage</b> is one of the gifts of the Holy Spirit.
OCTOBER	Compassion	empathy, suffering with	Compassion as a virtue means following the example of Jesus by understanding and sharing in the feelings of others. The Catholic Church teaches us to care for our brothers and sisters when they suffer.
NOVEMBER	Justice	harmony, right relationship	Justice as a virtue means doing the right thing. It means acting like Jesus in treating everyone with respect and in giving others what they deserve. <b>Justice</b> is one of the four cardinal virtues, which means it is one of the main virtues on which the other virtues depend.
DECEMBER	Hope	trust in God	Hope as a virtue means placing our trust in God as we look ahead to the future in confident expectation. In the Catholic Church, <b>hope</b> means depending not on our own strength but on the help of the grace of the Holy Spirit.







# ***Religious Education, Family Life, Adult Faith, & Equity:***

## **VIRTUES**

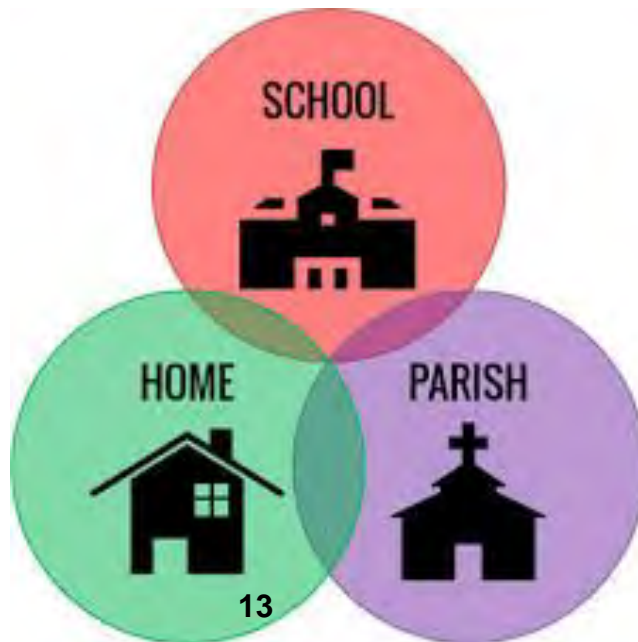


**Religious**

**Education**

**Advisory**

**Committee**





# *Religious Education, Family Life, Adult Faith, & Equity:*

## **VIRTUES**



Religious  
Education  
Advisory  
Committee



# **Long Term Accommodation Plan 2024-2029**

## **Board Meeting**

November 26, 2024





# LTAP Overview

- The Long Term Accommodation Plan (LTAP) is a comprehensive, multi-year document that guides future accommodation planning needs and initiatives.
- The LTAP is a key piece of the Board's Multi-Year Strategic Plan and is guided by Ministry of Education legislation and expectations.
- The goal is to provide an overview of planned initiatives in our school communities so families and partners are aware of what to expect in the coming years.
- The majority of the initiatives will each have their own consultation and approval process (e.g. Boundary Reviews).
- The LTAP also helps guide capital investment, program or facility decision



# Timeline to Date on LTAP

Milestone	Date
2024 Principles and Parameters	June 7, 2023
2024 LTAP Outline	September 26, 2023
LTAP Steering Committee	October 24, 2023
Trustee Workshop #1	November 22, 2023
Trustee Workshop #2	February 13, 2024
LTAP Steering Committee	April 17, 2024
Draft LTAP document for Board	April 30, 2024
Public survey	August 28 to October 15, 2024
Public Open House meetings	September 17, 19 and 25, 2024
LTAP Steering Committee	October 24, 2024
<b>Final LTAP Board Approval</b>	<b>November 26, 2024</b>



# Survey Results Overview



# Survey Key Summary

- 428 responses received across all review areas (all municipalities); most responses from those residing in the City of Vaughan (~41%)
- Vast majority of respondents have children within the YCDSB (~91%)
- The top challenge/concern that respondents shared is regarding programs (i.e. availability of programs) with common suggestion to improve availability of programming at more schools (i.e. FI, PACE, ASD, Arts, Sports, STEM, Trades, more support with core resources, etc.)
- Based on a ranking system, the top 3 priorities, from highest to lowest, that respondents felt should be addressed in the event of Pupil Accommodation Review would be:
  1. Prioritizing the number of schools with low facility condition
  2. Combine two school communities without need for portables
  3. Areas with most surplus capacity



# Survey Key Summary

- When addressing small schools, of written responses received, many respondents suggested combining schools as an option, while allowing students to access the bus if they are moving to a school farther away; shifting boundaries was also another popular comment
- About 88% of people were most satisfied to neutral with the information provided in the LTAP for their review area
- Lots of very specific or individualized comments overall; general themes from written response were:
  - Upgrading facilities (e.g. Air conditioning in schools);
  - Improve transportation options (e.g. easier to qualify for bussing)





# What did we do with Survey Results?

- Grouped into major themes and addressed them in LTAP document by providing additional information and clarification. List of changes in Appendix of Report.
  - For example, a major theme of comments was for more availability of programming (e.g. FI, PACE, ASD, STEM, Arts, Sports, Trades, more support with core resource, etc.) at more schools. YCDSB will continue to review the possibilities of additional programming and its availability but note that increasing availability of programming at more schools is challenging due to interest in these programs, appropriate class sizes and finding/having specialized staff for these programs.



# What did we do with Survey Results?

Changes in Section 5.5 Pupil Accommodation Reviews:

More clearly outlined the next steps when the moratorium on school closures is lifted by the Province:

- *“Update of a revised Policy 713 Pupil Accommodation Review*
- *Development of a Pupil Accommodation Review Strategy to identify communities and timelines of various reviews.*
- *Development of the required “Initial Staff Report(s)” for specific Pupil Accommodation Review(s).*
- *The Pupil Accommodation Review Strategy will be guided by the responses received from the public...specifically the prioritizing of the Pupil Accommodation Reviews will be based on schools with low facility conditions and excess pupil places (combining two schools without need for portables and areas with most surplus capacity.) “*



# Accommodation Initiatives



# Final Summary of Accommodation Initiatives

Initiative Type	2024 / 2025	2025 / 2026	2026 / 2027	2027 / 2028	2028 / 2029	2029 / 2030	2030+
<b>New Schools and Additions</b>  (See Section 6.1)	Queensville (Construction start)  St. Theresa of Lisieux Cafeteria (Pending Ministry Approval)		Queensville (Tentative Opening)	VMC Joint School with YRDSB (Tentative construction start)			VMC Joint School with YRDSB (Tentative Opening 2031)  St. Robert CHS Replacement  Woodbridge North Secondary  Block 41 Elementary (Vaughan)  Cornell Elementary (Markham)
<b>Temporary Accommodation (Portapaks)</b>  (See Section 6.2)		Replace 12 classroom Portapaks at St. Robert (Pending Ministry Approval)					
	Continue to monitor opportunities for relocation, disposition, or demolition						
<b>Boundary Reviews (Existing Students)</b>  (See Section 6.3)	Queensville Boundary Review	Regional Secondary Boundary Review (East)		Regional Secondary Boundary Review (West) include Dual/Triple feeder review	Markham Centre Area Boundary Review  Regional Secondary Boundary Review (North)	Richmond Hill Centre / Langstaff Area Review  VMC Boundary Review	
<b>Boundary Reviews (New development only)</b>  (See Section 6.3)	Robinson Glen Secondary Plan area (Markham)  Stouffville Southwest	Block 41 (Vaughan)					
<b>Program Reviews</b>  (See Section 6.4)				Elementary French Immersion program review Vaughan/Markham			
<b>Facility Partnerships</b>  (See Section 6.5)	Trade/Tech Hub (Investigate)  Adult Continuing Education Centre (Investigate)		Queensville Childcare (Tentative opening)				VMC Joint Use Childcare with YRDSB (Tentative opening 2031)
	Artificial Turf / Athletic domes at Secondary Schools						
	Annual List of Community Planning and Partnership Schools						
<b>Pupil Accommodation Reviews</b> (See Section 6.6)	Continue to monitor and investigate opportunities for review (see Section 6)						



# Changes to Summary of Accommodation Initiatives – April 2024 to November 2024

Initiative Type	2024 / 2025	2025 / 2026	2026 / 2027	2027 / 2028	2028 / 2029	2029 / 2030	2030+
<b>New Schools and Additions</b> (See Section 6.1)	Queensville (Construction start)  St. Theresa of Lisieux Cafeteria (Pending Ministry Approval)		Queensville (Tentative Opening)  VMC Joint School with YRDSB (Tentative construction start)	VMC Joint School with YRDSB (Tentative construction start)		VMC Joint School with YRDSB (Tentative opening)	VMC Joint School with YRDSB (Tentative Opening 2031)  St. Robert CHS Replacement  Woodbridge North Secondary  Block 41 Elementary (Vaughan)  Cornell Elementary (Markham)
<b>Temporary Accommodation (Portapaks)</b> (See Section 6.2)		Replace 12 classroom Portapaks at St. Robert (Pending Ministry Approval)					
	Continue to monitor opportunities for relocation, disposition, or demolition						
<b>Boundary Reviews (Existing Students)</b> (See Section 6.3)	St. Emily (holding areas south of Teston Road)  Queensville Boundary Review	Queensville Boundary Review  Regional Secondary Boundary Review (East)	VMC Boundary Review	Regional Secondary Boundary Review (West) include Dual/Triple feeder review	Markham Centre Area Boundary Review  Regional Secondary Boundary Review (North)	Richmond Hill Centre / Langstaff Area Review  VMC Boundary Review	



# Changes to Summary of Accommodation Initiatives – April 2024 to November 2024

Initiative Type	2024 / 2025	2025 / 2026	2026 / 2027	2027 / 2028	2028 / 2029	2029 / 2030	2030+
<b>Boundary Reviews (New development only)</b> (See Section 6.3)	Robinson Glen Secondary Plan area (Markham)  Stouffville Southwest	Block 41 (Vaughan)					
<b>Program Reviews</b> (See Section 6.4)				Elementary French Immersion program review Vaughan/Markham			
<b>Facility Partnerships</b> (See Section 6.5)	Trade/Tech Hub (Investigate)  Adult Continuing Education Centre (Investigate)		Queensville Childcare (Tentative opening)			<del>VMC Childcare</del>	VMC Joint Use Childcare with YRDSB (Tentative opening 2031)
Artificial Turf / Athletic domes at Secondary Schools							
Annual List of Community Planning and Partnership Schools							
<b>Pupil Accommodation Reviews</b> (See Section 6.6)	Continue to monitor and investigate opportunities for review (see Section 6)						



# Next Steps - Timeline

Milestone	Description	Date
<b>Final LTAP document and Report</b>	– Board report / approval	November 2024
<b>Communication to school community of final LTAP document</b>	– Notice on website; email to school communities – This presentation, report and appendices posted on the LTAP website	December 2024



# Summary

- 2024-2029 Long Term Accommodation Plan has been prepared and is seeking of Board of Trustee approval
- Public consultations (public open house meetings, survey, etc.) over the last few months with LTAP document revised to address some comments



## YORK CATHOLIC DISTRICT SCHOOL BOARD

REPORT TO: Board of Trustees

FROM: Administration

DATE: November 26, 2024

RE: **2024-2029 Long Term Accommodation Plan**

.

---

### Executive Summary:

This report is intended to present for trustee approval, the *2024-2029 Long Term Accommodation Plan* (LTAP).

### Background:

The intent of the LTAP is to outline a general direction for accommodating students throughout the next five (5) years, in accordance with Ministry of Education expectations that demonstrate the efficient and effective use of capital resources in a sustainable manner.

The 2024-2029 LTAP was developed within the context of other strategic board documents such as the Board's Multi-Year Strategic Plan, EDC Background Study, and overall student achievement goals.

The LTAP document, provided through Appendix A of this report, contains a summary of accommodation initiatives that will require further input and approval before implementation can be initiated. A draft LTAP was provided to the Board of Trustees on April 30, 2024. Public consultation ensued and concluded on October 15, 2024 through the public survey deadline. Comments received from trustees and stakeholders have been incorporated into the final document.

A summary of key tasks and dates since the start of the development of the Draft 2024-2029 LTAP are outlined below:

Date	Key Task
June 7, 2023	Confirmation of 2024 LTAP Principles and Parameters
September 26, 2023	Confirmation of 2024 LTAP Outline
October 24, 2023	LTAP Steering Committee

<b>Date</b>	<b>Key Task</b>
November 22, 2023	Trustee Workshop #1
February 26, 2024	Trustee Workshop #2
April 17, 2024	LTAP Steering Committee
April 30, 2024	First draft of 2024-2029 LTAP and Consultation
August 28 to October 15, 2024	Public survey
September 17, 19 and 25, 2024	Public Open House meetings
October 24, 2024	LTAP Steering Committee
November 26, 2024	Final LTAP Board Approval

### **Development of the 2024-2029 Long Term Accommodation Plan:**

The Long Term Accommodation Plan is a result of work from the LTAP Steering Committee, which has met regularly to review and discuss background material, planning principles and parameters, and to discuss the various accommodation initiatives proposed in the Plan.

Proposed accommodation initiatives in the LTAP include new schools and additions, temporary accommodation, boundary changes, program moves, facility partnerships and accommodation reviews.

The 2024-2029 LTAP contains background information in support of the proposed accommodation initiatives based on data collection and analysis such as but not limited to:

- Regional demographics;
- Residential development (short to long term);
- Current enrolment and enrolment projections;
- Facility utilizations; and
- School boundaries;

Section 6.7 of the LTAP contains a summary of the proposed accommodation initiatives over the next five (5) years and beyond.

In late August 2024, YCDSB stakeholders were invited by School Messenger to review the draft document, provide input and complete the survey. The survey was available between August 28, to October 15, 2024. A total of 428 responses were received, a summary of the questions and responses were reviewed by the LTAP Steering Committee and are available in Appendix B. The major themes/comments from responses of the survey were addressed in the LTAP document to provide more clarity or enhanced information (see Appendix C for details).

One section which has undergone more updating than other sections of the LTAP is Section 5.5 Pupil Accommodation Reviews. Under this section, Administration has more clearly outlined the next steps YCDSB will proceed with when the moratorium on school closures is lifted by the Province, as guided by public survey results:

- *“Update of a revised Policy 713 Pupil Accommodation Review*
- *Development of a Pupil Accommodation Review Strategy to identify communities and timelines of various reviews.*
- *Development of the required “Initial Staff Report(s)” for specific Pupil Accommodation Review(s).*
- *The Pupil Accommodation Review Strategy will be guided by the responses received from the public as part of the consultation process in developing this Long Term Accommodation Plan. Specifically, the prioritizing of the Pupil Accommodation Reviews will be based on schools with low facility conditions and excess pupil places (combining two schools without need for portables and areas with most surplus capacity).”*

### **Final Long Term Accommodation Plan:**

Through ongoing consultation with the LTAP steering committee, trustees, senior administration, school administrators, and with consideration to the feedback received from the survey, a final version of the Long Term Accommodation Plan has been provided for approval. The following are main changes to the Summary of Accommodation Initiatives when compared to the draft approved LTAP from April 2024:

#### New Schools and Additions:

1. VMC joint school with YRDSB tentative construction start and tentative opening has been revised based on most up to date information

#### Boundary Reviews (Existing students):

1. St. Emily CES (holding area south of Teston Road) boundary review was initially identified in response to feedback from parents/guardians from the St. Clare CES community wanting to redirect students from a holding area south of Teston Road (currently to St. Emily) to St. Clare CES in an effort to add more students to St. Clare CES. Upon further review, boundary reviews are considered within the context of the principles and parameters as outlined in Sections 2 and 3 of the LTAP. This boundary review does not align with the principles and parameters as outlined in the LTAP and therefore, it is not identified as a boundary review.
2. Queensville Boundary Review and VMC Boundary Review years have been adjusted to reflect needs and timing of the projects

#### Facility Partnerships:

1. Added the on-going work of investigating trade/tech hub and adult continuing education centre as they could be future facility partnerships and reflects public survey comments of potentially increasing accessibility of additional programs.

**Summary:**

The 2024-2029 *Long Term Accommodation Plan* has been provided for Trustee approval. The LTAP is intended to provide some overall direction related to the Board's accommodation needs. It will be a tool used to help analyze accommodation needs ensuring that York Catholic students are given the best opportunity to achieve, consistent with the Board's Mission, Vision and Strategic commitments.

As has been mentioned in previous reports, the LTAP is a starting point for accommodation initiatives. With each of the six (6) categories of initiatives there is a dedicated process that involves further investigation, analysis and may include consultation with the local community.

**Recommendation:**

**THAT** The Board of Trustees approve the 2024-2029 Long Term Accommodation Plan.

**Attachments:**

Appendix A: [Final 2024-2029 Long Term Accommodation Plan](#)

Appendix B: [LTAP Survey Summary](#)

Appendix C: [LTAP Changes](#)

Prepared By: Joachim Tsui, Manager, Community Planning and Partnerships  
Submitted By: Giovanna DeGirolamo, Coordinating Manager, Planning & Operations  
Endorsed By: John DeFaveri, Interim Director of Education

## Appendix A

# 2024-2029 LONG TERM ACCOMMODATION PLAN

York Catholic District School Board

**November 2024**



This page was left blank intentionally

# Table of Contents

1. INTRODUCTION.....	6
1.1 About York Catholic District School Board.....	6
1.2 What is the Long Term Accommodation Plan (LTAP)?.....	6
1.3 Why is it important?.....	6
1.4 Multi-Year Strategic Plan.....	7
2. PLANNING PRINCIPLES .....	7
2.1 Accommodation Principles .....	7
2.2 LTAP Planning Principles.....	8
3. PARAMETERS.....	9
3.1 New Schools and Additions.....	9
3.2 Boundary Changes and /or Program Locations.....	9
3.3 Partnerships.....	10
3.4 Pupil Accommodation Reviews.....	10
3.5 Excess Capacity (Mothballing) .....	10
4. YORK REGION DEMOGRAPHICS AND DATA .....	11
4.1 Population Growth Data.....	11
4.2 Age Cohort Data.....	13
4.3 Immigration Data.....	15
4.4 Religion Data.....	17
4.5 Catholicity Data in York Region.....	18
4.6 Enrolment Data.....	19
4.7 York Region Development Trends .....	20
4.8 Enrolment Projections.....	23
5. ACCOMMODATION PLANNING TOOLS .....	24
5.1 The Four “Rs” .....	24
5.2 Temporary Accommodation Strategy .....	25
5.2.1 Portable or Portapak Classrooms.....	25

5.2.2 School Enrolment Caps .....	27
5.3 Secondary Dual/Triple Feeder Areas .....	27
5.4 Community Planning and Partnerships.....	28
5.4.1 Determination of Candidate Schools for Community Planning and Partnerships.....	29
5.4.2 Property.....	30
5.5 Pupil Accommodation Reviews .....	31
6. SUMMARY OF ACCOMMODATION INITIATIVES.....	33
6.1 New Schools and Additions .....	33
6.2 Temporary Accommodation (Portables and Portapaks) .....	33
6.3 Boundary Reviews .....	33
6.4 Program Reviews (Moves or Grade Relocation).....	34
6.5 Facility Partnerships .....	34
6.6 Pupil Accommodation Reviews .....	35
6.7 Summary of Accommodation Initiatives .....	35
7. AREA PROFILES – ELEMENTARY .....	37
7.1 Town of Aurora.....	38
7.2 Town of East Gwillimbury.....	42
7.3 Town of Georgina.....	45
7.4 Township of King.....	49
7.5 City of Markham – North.....	52
7.6 City of Markham – Centre .....	56
7.7 City of Markham – South.....	60
7.8 City of Markham – Thornhill.....	63
7.9 Town of Newmarket.....	66
7.10 City of Richmond Hill – North.....	70
7.11 City of Richmond Hill – South .....	74
7.12 City of Vaughan – Maple/Concord.....	79
7.13 City of Vaughan – North Woodbridge/Kleinburg-Nashville.....	84
7.14 City of Vaughan – South Woodbridge East .....	90



7.15 City of Vaughan – South Woodbridge West.....	94
7.16 City of Vaughan – Thornhill .....	98
7.17 Town of Whitchurch-Stouffville.....	101
8. AREA PROFILES – SECONDARY .....	105
8.1 Aurora/Newmarket Secondary.....	106
8.2 Georgina Secondary .....	109
8.3 Markham/Whitchurch-Stouffville Secondary.....	112
8.4 Richmond Hill Secondary.....	116
8.5 Vaughan - Maple/Thornhill Secondary.....	119
8.6 Vaughan – Woodbridge Secondary .....	122
9. COMMUNITY PLANNING AND PARTNERSHIP CANDIDATE SCHOOLS – 2023-2024.....	125
10. CONTINUING EDUCATION LOCATIONS .....	127
11. ELEMENTARY/SECONDARY NOMINAL BY GRADE/BY PROGRAM.....	128
11.1 Elementary Nominal by Grade/by Program .....	129
11.2 Secondary Nominal by Grade/by Program .....	133
11.3 Out of Boundary Student Summary.....	136
12. CURRICULUM PROGRAM SUMMARY .....	139
12.1 Elementary Curriculum Program Summary.....	139
12.2 Secondary Curriculum Program Summary .....	139
13. PARISH BOUNDARY MAP.....	141
14. BOUNDARY REVIEW PROCESS.....	142
15. ENROLMENT PROJECTION METHODOLOGY.....	143
16. GLOSSARY OF TERMS .....	144

# 1. INTRODUCTION

## 1.1 About York Catholic District School Board

Serving one of the fastest growing areas in North America, The York Catholic District School Board (YCDSB) operates in the Regional Municipality of York (Region), located in the Greater Toronto Area.

With 103 schools (86 Elementary, 15 Secondary and 2 Combined schools) across York Region’s nine municipalities - Aurora, East Gwillimbury, Georgina, Markham, Newmarket, Richmond Hill, Vaughan, Whitchurch-Stouffville, and King Township - the YCDSB works to support and inspire our 49,546 students (30,522 elementary and 18,994 secondary) as of October 31<sup>st</sup>, 2023, and their families and guardians through an innovative curriculum of Catholic Education rooted in Gospel values.

As one of the top-performing school boards in Ontario, our approximately 5,600 dedicated instructional and support staff are committed to building a strong community of lifelong learners, guided by a commitment to critical thinking, inclusion, and active social responsibility.

**With Jesus Christ as our model, we provide all students with a Catholic education rooted in equity, well-being and learning.**



## 1.2 What is the Long Term Accommodation Plan (LTAP)?

The Long Term Accommodation Plan (LTAP) is a comprehensive, multi-year document that guides future accommodation planning needs and initiatives. The document provides student enrolment and school capacity (space) information to show the current and future state of student accommodation across the YCDSB, for each review area profile and for individual schools. The LTAP provides a board-wide summary of student accommodation opportunities and challenges.

## 1.3 Why is it important?

The goal of the LTAP is to provide an overview of planned initiatives in our school communities so families, guardians and partners are aware of what to expect in the coming years. The YCDSB’s overall student population has been declining for several years and this trend is expected to continue for the long term. However, that decline hasn’t been equal across all YCDSB schools and there are variations throughout the Board in different planning areas or elementary and secondary schools. As of October 31<sup>st</sup>, 2023, elementary schools

have 10,467 surplus pupil spaces and secondary schools are over capacity by 394 pupil places. Some schools have seen large increases in student population and school space has been exceeded requiring temporary accommodation such as portables or portapaks. Other schools have a steady student population over the short to long term, while many schools are experiencing declining school population resulting in excess space in these schools. The LTAP is important because it helps us plan, prioritize, and guide decisions for student accommodation that will ultimately help to support student achievement and well-being.

## 1.4 Multi-Year Strategic Plan

The development and implementation of the LTAP is a critical component to the success of YCDSB's Multi-Year Strategic Plan (MYSP). Guided by the Ministry of Education's expectations and YCDSB's MYSP, the LTAP provides the framework and tools to integrate program, capital and facility renewal projects in one comprehensive approach.

In compliance with YCDSB's values of "Catholicity, Equity, Diversity and Inclusion, Excellence, Fiscal Responsibility, Integrity and Respect" and the MYSP's Mission, Vision, Values and Strategic Commitments, the LTAP will focus on sustainable solutions to specifically identify and address YCDSB's:

- Excess space and growth needs;
- Sustainability of facility needs for current programs;
- Opportunities for new programs and partnerships; and
- Opportunities to redirect fixed resources

The LTAP focuses on the four (4) Rs:

- "Right Program" (student success, elementary and / or secondary initiatives);
- "Right Facility" (physical space in the building, school yard and parking lot);
- "Right Size" (student placements, school organization); and
- "Right Location" (geography)

## 2. PLANNING PRINCIPLES

The following LTAP Planning Principles have been developed to guide the formation of the plan and subsequent accommodation decision-making. These principles outline the priorities for YCDSB and guide decision-making for Accommodation Initiatives.

### 2.1 Accommodation Principles

- Ensure viable school organizations and programs
- Optimize the use of facilities
- Minimize the requirement of transportation
- Support legislative requirements

## 2.2 LTAP Planning Principles

### 1. Ensure viable school organizations and programs

- i. Schools should be of sufficient size to offer a range of educational opportunities and resources
- ii. School locations should consider the geography of the community
- iii. In all situations involving pupil accommodation planning, attention will be given to improving program excellence, enhancing program opportunities and efficiently and effectively using facilities
- iv. To maintain schools in local communities, spaces may be shared with other uses / partnerships.

### 2. Optimize the use of facilities

- i. The use of portable accommodation (both number and duration) will be minimized
- ii. Portapaks will only be considered when supported by a funding source and portapak criteria are met
- iii. In schools with excess capacity, classrooms not required for instructional purposes will be considered for closure (mothballing), partnership, co-building opportunities or demolition (redevelopment).
- iv. Explore partnership opportunities on both a small scale (limited number of rooms) and large scale (joint build or multi-use building) in the following order of preference:
  - a. Childcares, early childhood parenting programs
    - i. Encourage and provide support the Canada-wide Early Learning and Childcare (CWELCC) including B&A programs in accordance with Provincial legislation
    - ii. Priority will be given to childcare centres or early parenting programs (i.e. EarlyON) before non-essential school uses (e.g. itinerant teacher classroom, storage, etc.)
  - b. Internal YCDSB Partners (e.g. Continuing Education for youth and adults, Area Offices, etc.)
  - c. Actively market our schools as a community resource with York Region, local municipalities and not for profit agencies for community needs (e.g. senior and adult programming, public health, community services, etc.), where appropriate
  - d. Enhance outreach to existing partners to investigate opportunities for expansion of indoor facilities (classrooms, wings of schools, additions, etc.) and outdoor facilities (artificial turf fields, domes, etc.) at existing or additional schools, where possible
  - e. Joint build or multi-use building with coterminous school boards, municipalities, etc.
  - f. Other partnerships where appropriate.

### 3. Support Legislative Requirements

In all situations involving pupil accommodation planning, attention will be given to legislated requirements and provincial initiatives, such as optimizing the use of facilities with partnerships in existing, new or redeveloping schools; co-build / co-locate opportunities with coterminous school boards or entities, etc.

## 3. PARAMETERS

The following parameters direct the development of a comprehensive plan to achieve the maximum utilization of current and future accommodation for enhancing student achievement and wellbeing.

### 3.1 New Schools and Additions

- a. New schools and additions must be sustainable over the long term and shall be sized according to the communities they serve
- b. In areas of intensification / redevelopment schools with alternative or non-traditional designs may be considered (refer to Policy 707).

### 3.2 Boundary Changes and /or Program Locations

The need for boundary changes and/or program relocation/implementation is reviewed regularly. Grandparenting (Legacy) provisions shall be discouraged or minimized and only approved by the Board of Trustees in extenuating circumstances.

#### 1. Boundary Changes

- a. School boundaries, where possible, are drawn using physical divisions such as railways, utility corridors, major roads and environmental corridors (i.e. woodlots, creeks and rivers).
- b. Boundary changes may be required in many situations, such as aligning secondary and elementary feeder schools; accommodation pressures; and excess capacity.
- c. Double and triple feeder school boundary alignments may be reviewed not less than every four (4) years for their effectiveness in meeting accommodation principles.

#### 2. Program Locations (relocation or implementation)

When considering a program location, the following factors will be considered:

- a. Available capacity within the building and potential to accommodate the program over the long term based on identified needs of the school and the potential benefit(s) to the school community
- b. Access and ability of the site to address traffic and parking, especially if transportation to the program is not provided by the Board
- c. Condition and configuration of the facility
- d. Minimizing vehicle ride times and travel distances where practical
- e. Ability to sustain the program over the long term
- f. Intake grades shall be capped respective to the overall capacity available at the school
- g. Consideration of programs regarding opportunities for partnerships
- h. Where the October 31<sup>st</sup> elementary enrolment for more than one grade is less than 10 pupils, in any grade by program, unless it is a specialty program specifically designed with low student-teacher ratios, the program should be evaluated for sustainability at the current location.

### 3.3 Partnerships

- a. Partnerships are applicable when a school is operating with excess capacity projected over a number of years and one or more of the following parameters apply:
  - A school is not part of an active accommodation review
  - The school has available classrooms once a chapel, music and more resource rooms have been allocated
- b. For eligibility requirements for potential partnerships refer to Board Policy 704.

### 3.4 Pupil Accommodation Reviews

Pupil Accommodation Review is a tool used to align our commitment to student success with a fiscally responsible long term accommodation strategy. Pupil Accommodation Reviews may be necessary in situations where partnerships or other initiatives have failed to address declining enrolment resulting in smaller schools and/or excessive surplus spaces.

### 3.5 Excess Capacity (Mothballing)

The consideration of classrooms to be mothballed is defined as the difference between the number of classrooms within a school, less the number of classrooms required, based on the following uses:

- Kindergarten to Grade 8 homeroom classes (or Kindergarten to Grade 6 classes or Grade 1 to 6 classes)
- Special Program Centre homeroom(s) (PACE, ASD and Hearing Centres)
- One (1) Core Resource classroom per school
- Music Room (ORFF designated schools or in schools where there is a formal music program)
- Schools that have empty classrooms should have a Chapel, Prayer or Reflection Centre
- Other Board uses (e.g. Area Office, storage, STREAM, etc.)
- External third party uses

Consideration will be given to schools with additional core resources or student specific requirements that may result in additional classroom needs.



## 4. YORK REGION DEMOGRAPHICS AND DATA

### 4.1 Population Growth Data

Overall, there were 1.17 million people in York Region according to the 2021 Census of Population from Statistics Canada; up 5.7% since 2016 census. The most populous municipalities remain the Cities of Markham, Vaughan and Richmond Hill.

York Region has undergone significant changes over the past 20 years or so. Overall population has increased about 440,000 since 2001 to just over 1.17 million in 2021, and is the 3rd largest Region in the GTA, behind Toronto and Peel.

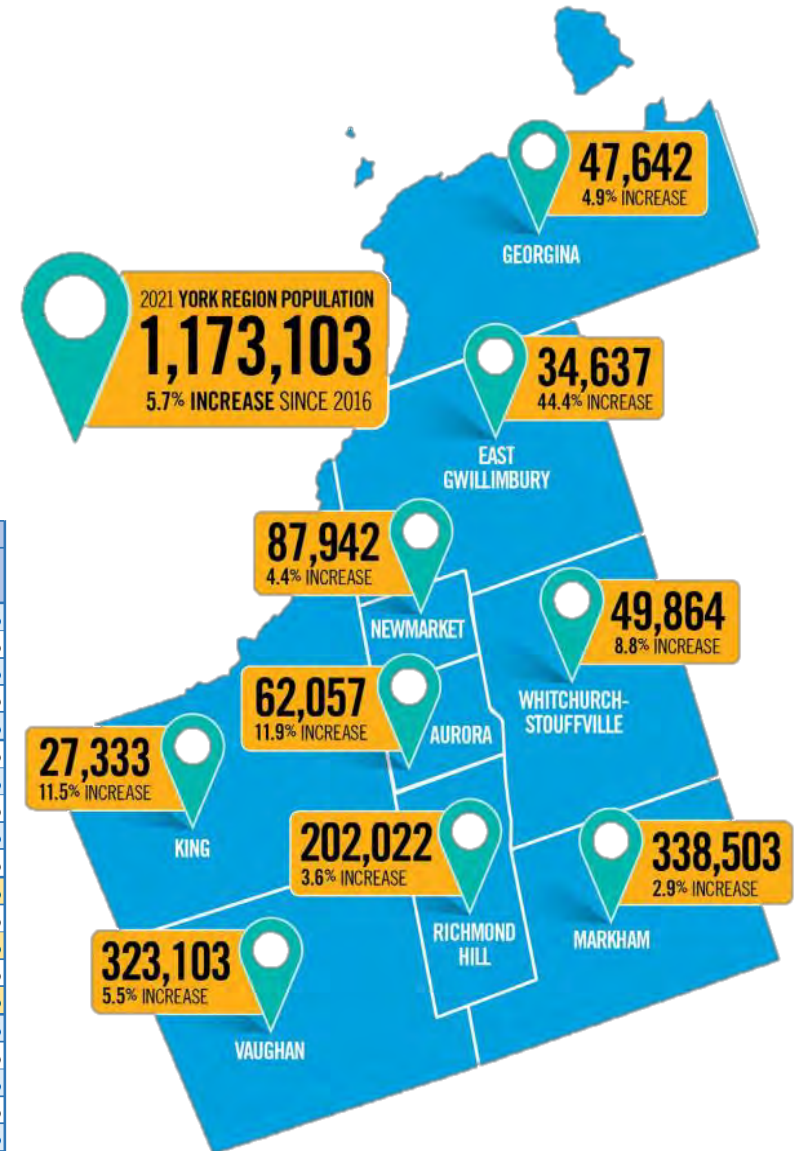
Despite the large-scale population growth experienced in York Region, the actual rate of population growth is slowing down – the 22.4% growth from 2001 and 2006 has slowed down to 5.7% from 2016 to 2021.



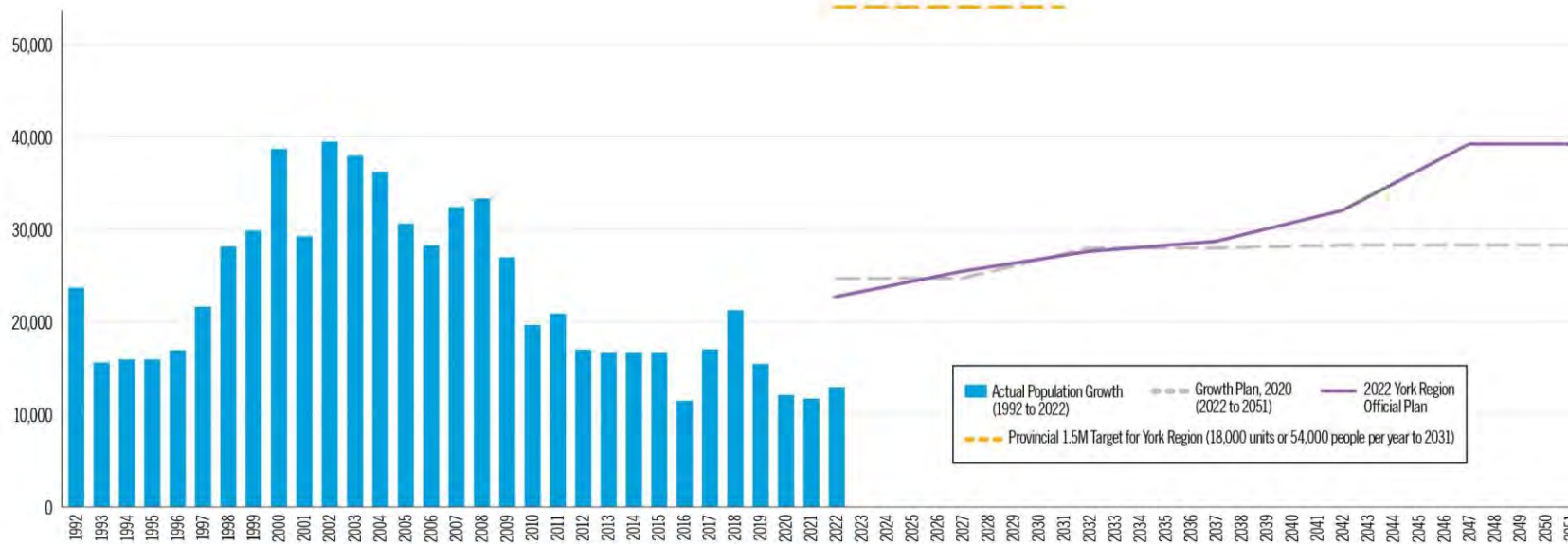
Source: York Region and Statistics Canada

Surrounding Regions				
Region	Year	Total Population	% Increase	
Toronto	2021	2,794,356	2.3%	
	2016	2,731,571	4.5%	
	2011	2,615,060	4.5%	
	2006	2,503,281	0.9%	
	2001	2,481,494	4.0%	
Peel	2021	1,451,022	5.0%	
	2016	1,381,739	6.5%	
	2011	1,296,814	11.9%	
	2006	1,159,400	17.2%	
	2001	988,948	16.0%	
York	2021	1,173,334	5.7%	
	2016	1,109,909	7.5%	
	2011	1,032,524	15.7%	
	2006	892,712	22.4%	
	2001	729,254	23.1%	
Durham	2021	696,992	7.9%	
	2016	645,862	6.2%	
	2011	608,124	8.3%	
	2006	561,265	10.7%	
	2001	506,901	10.5%	
Simcoe	2021	533,169	11.2%	
	2016	479,635	7.5%	
	2011	446,063	5.7%	
	2006	422,205	12.0%	
	2001	377,050	14.3%	

### York Region 2021 Census Data - Population



## York Region Actual and Forecasted Population Growth



Source: York Region Planning and Economic Development, 2022


Population growth is expected to continue over the long term in York Region. This graph above (source: York Region) shows York Region's historical actual (left side) and forecasted population growth (right side). In 2022, the province identified a growth target (dotted yellow line at about 54,000 people per year to 2031) for York Region that is about double that of York Region's forecast (projected average of about 27,000 people – which is generally aligned with the Growth Plan from 2020 and York Region's Official Plan).



## 4.2 Age Cohort Data

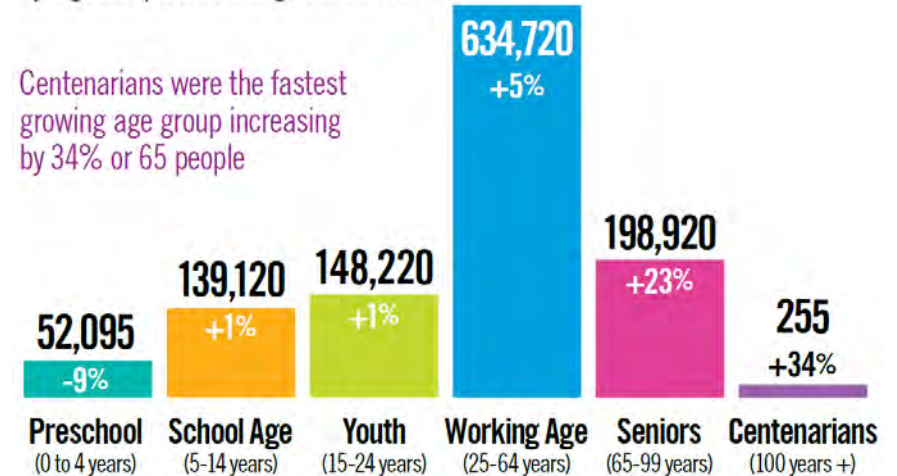
### York Region Population by Age and Percent Change Since 2016 to 2021

York Region's population by age cohorts continues to change. Between 2016 to 2021, total population increased by 5.7% but the preschool 0-4 age group declined by 9%. When both the 0-4 and 5-14 age groups are combined, children under 14 years old decreased by 2.2%. The older age groups 65+ are increasing at high growth rates.



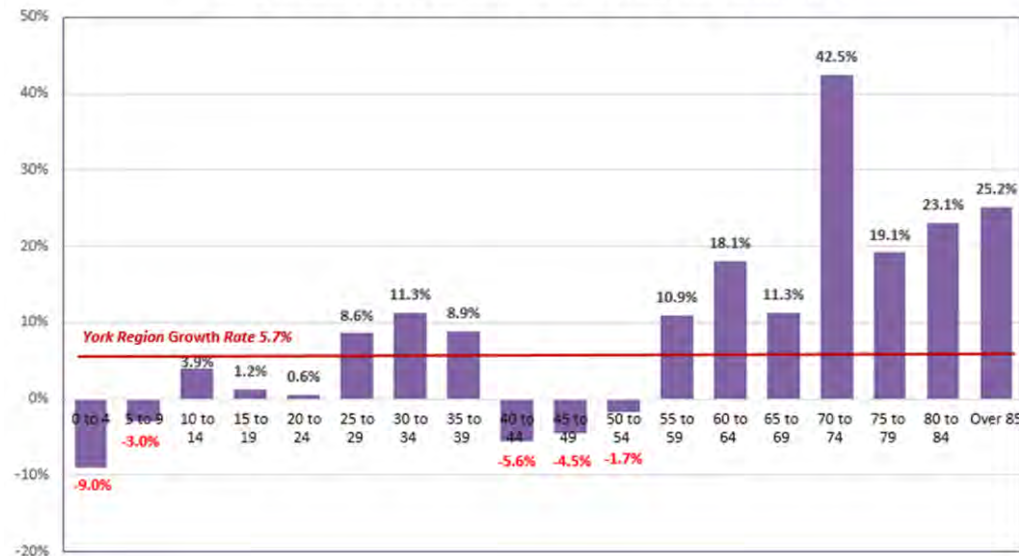
### 2021 York Region Population

By age and percent change since 2016



Source: York Region | 2021 Census Release Report | Age, Sex, Gender and Dwelling Type

### York Region's Preschool Generation is Declining



Source: York Region and Statistics Canada

## Children and Seniors

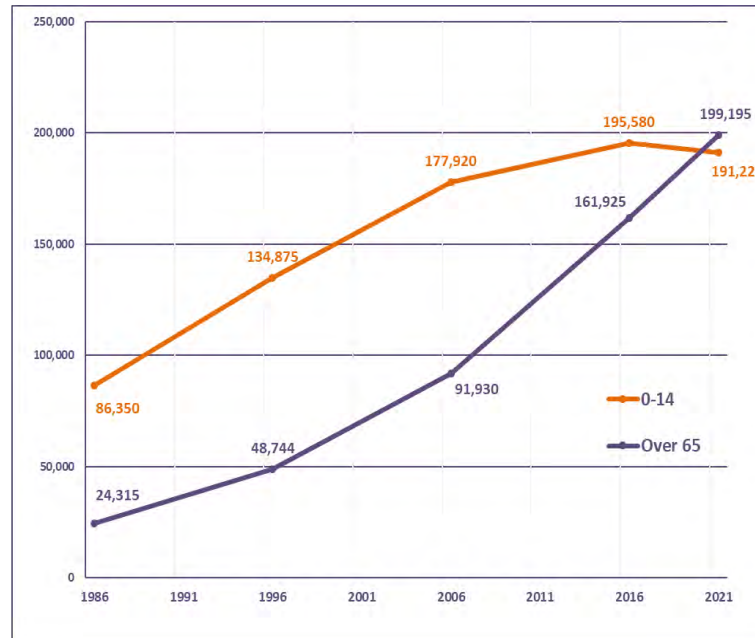
Despite the continued population increase in York Region, between 2016-2021, children ages 0-14 declined from 195,580 to 191,220. Historically, the number of children outnumbered residents aged 65 and over. However, for the first time in 2021, the number of York Region residents aged 65+ was greater than the number of children 14 and younger.

### Growth in Children (0 to 14) and Seniors (65+) Growth from 1986 to 2021

#### Between 2016 and 2021:

- Seniors (65+) – increase of **23%**
- **Children (under 14) – decreased by 2.2%**
- Youth (15 to 24 yrs.) – increased by **0.9%**
- Working-age population (25 to 64 yrs.) – increased by **4.8%**

Source: Statistics Canada,  
1986 to 2021 Censuses

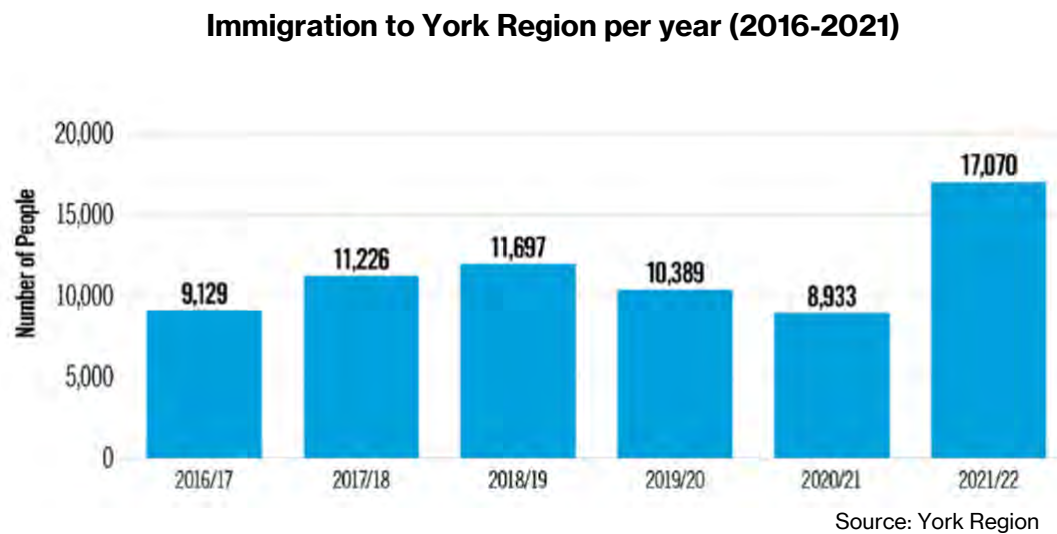


## 4.3 Immigration Data

### Immigration to York Region per year (2016-2021)

Immigration is the key driver of population growth annually in York Region (average annual population growth from 2016-2021 is about 12,600 people). Approximately 80% of the overall population growth in York Region from 2016 to 2021 is via immigration.

The majority of recent immigrants coming from the top 10 countries of origins in 2021 to York Region have a major religious affiliation other than Catholicity.

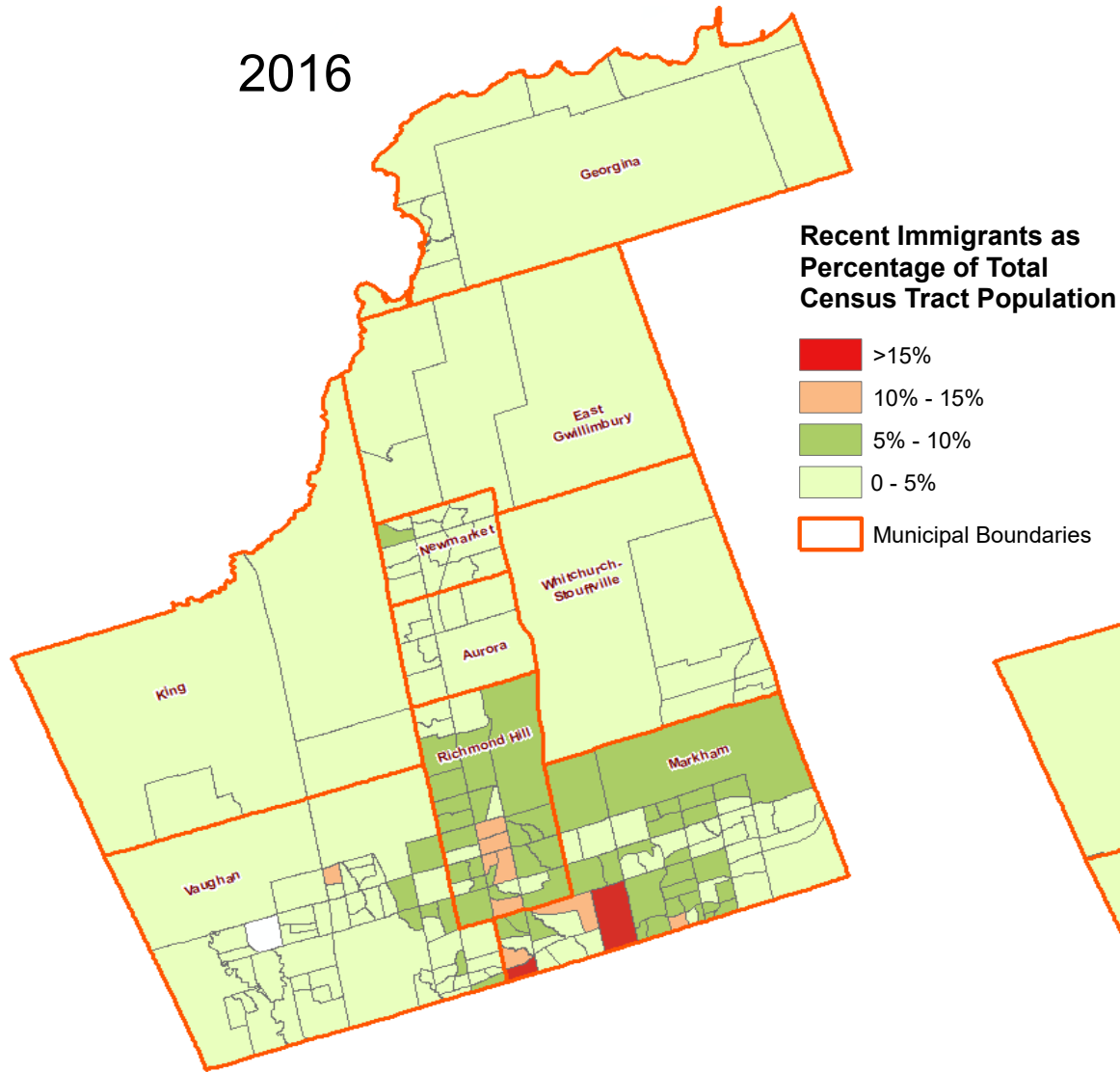


### 2021 Top Countries of Origin

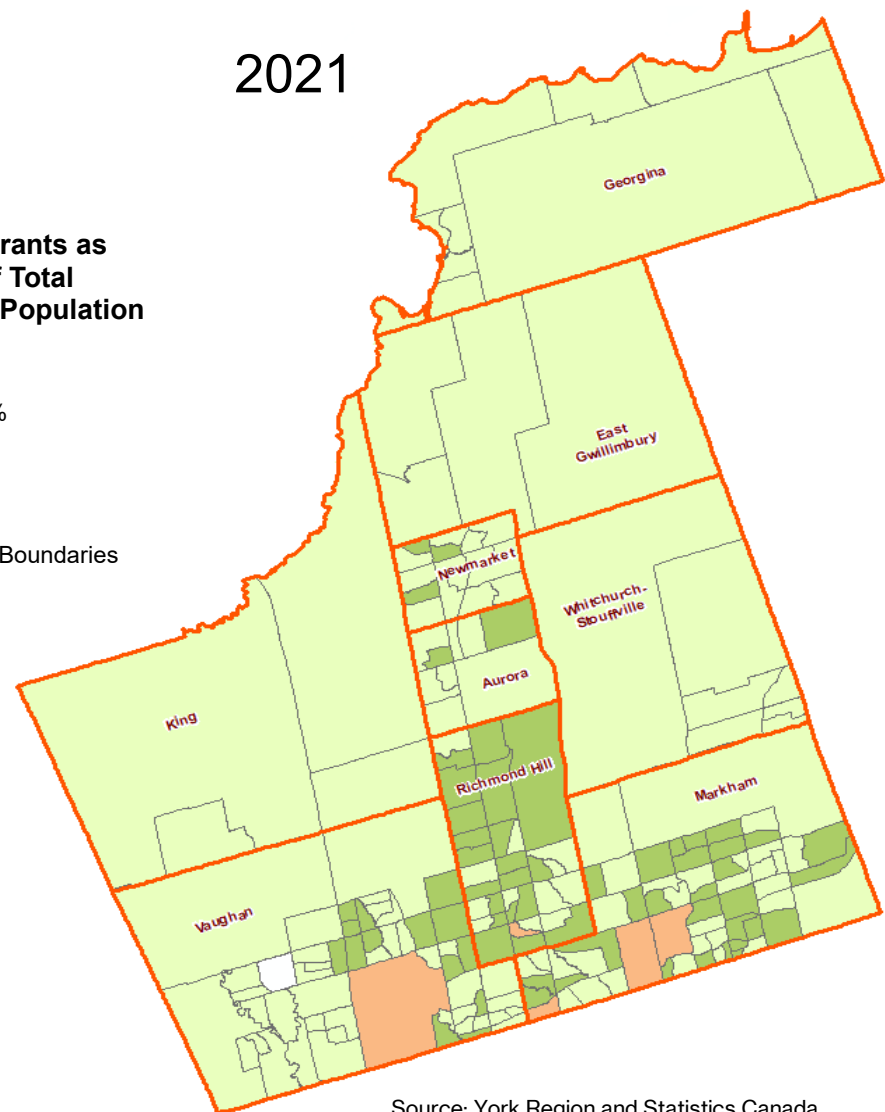
For Recent Immigrants to York Region

Rank	Country of Origin	Number of People
1	China	18,805
2	Iran	5,290
3	India	5,050
4	Philippines	2,865
5	Pakistan	2,100
6	Hong Kong	1,450
7	United States	1,210
8	Turkey	1,110
9	South Korea	1,010
10	Ukraine	935

2016



2021

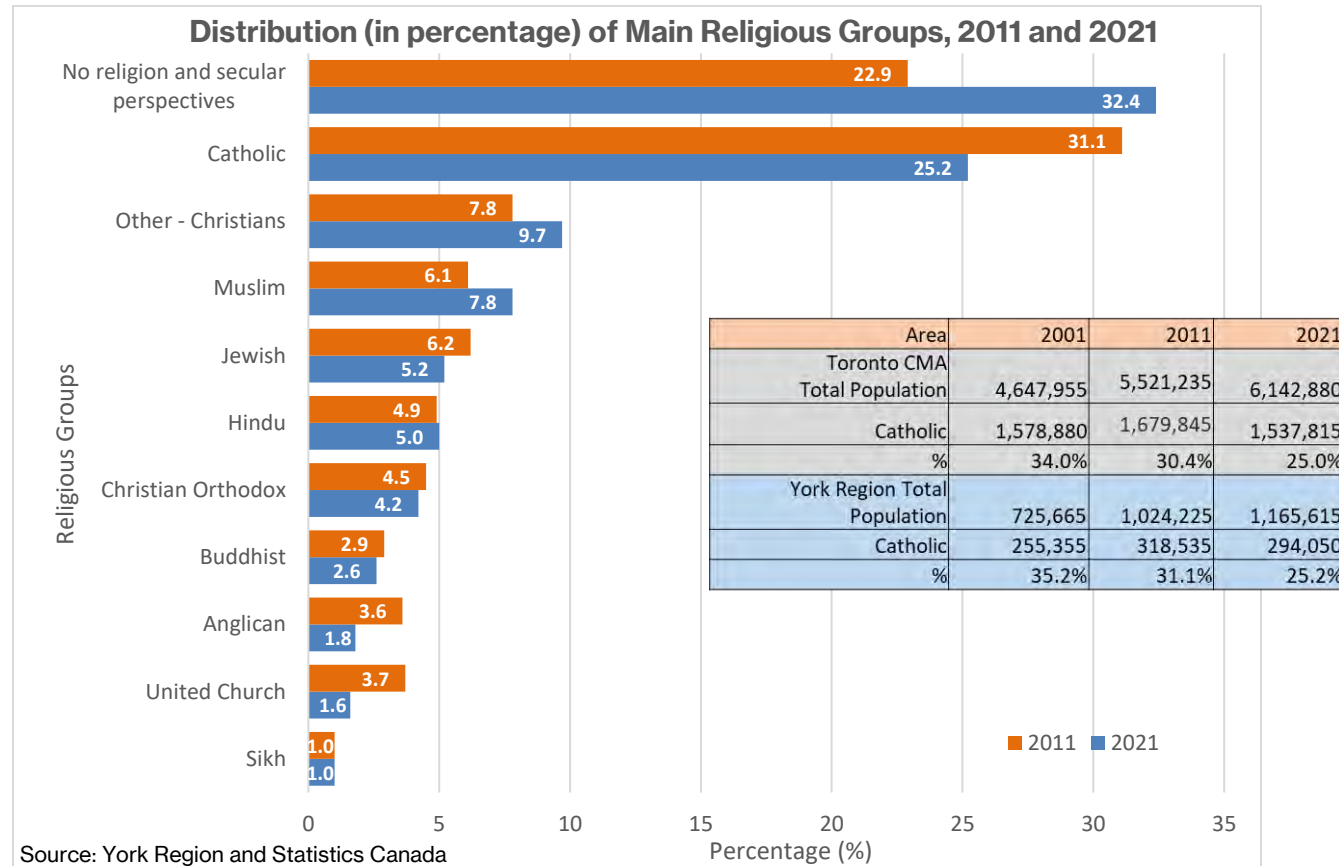


Source: York Region and Statistics Canada

These maps represent recent immigrants as a percentage of the population within each census tract (those who have settled in York Region within the last 5 years). The darker the area, the higher percentage of recent immigrants as a percentage of population. In 2006 the highest concentration of recent immigrants was along the Hwy 7 and Yonge Street corridors. Between 2016 and 2021, settlement areas for new immigrants are more widespread reaching more census tracts overall in Richmond Hill, Markham, Aurora, Newmarket and Vaughan.

## 4.4 Religion Data

### Distribution of Religious Groups



Between 2011 and 2021, the category of “no religion and secular perspectives” increased from 22.9% to 32.4% of the total population in York Region to take over as the top religious group (Statistics Canada). Those identifying as “Catholics” dropped to second in 2021.

## 4.5 Catholicity Data in York Region

Although the total number of Catholics has increased, Catholics as a percentage of the total population in York Region has decreased by 10% to 25% of the population in 2021. The largest percentage decreases of Catholics from their total population in Vaughan, Richmond Hill, Newmarket, Aurora and Markham. This correlates with areas where there is significant surplus capacity in school facilities (see Area Profiles).

Reported Percentage as Catholic from Total Population in York Region, 2001 and 2021

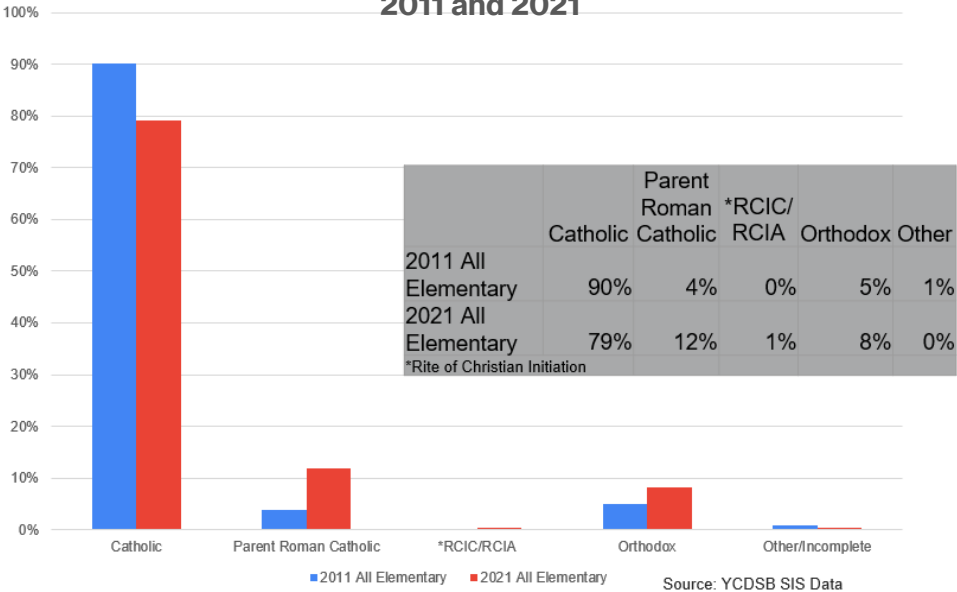
Municipality	2001	2021	Difference from 2001 to 2021
	%	%	%
York Region	35%	25%	-10%
Aurora	34%	24%	-9%
East Gwillimbury	26%	23%	-3%
Georgina	22%	19%	-3%
King	38%	47%	9%
Markham	26%	16%	-9%
Newmarket	33%	24%	-10%
Richmond Hill	30%	19%	-11%
Vaughan	56%	39%	-17%
Whitchurch-Stouffville	23%	25%	2%

Source: Statistics Canada

## YCDSB Elementary Student Registration Religious Assignment

Catholicity is also down in 2021 compared to 2011 in student registrations at YCDSB. In 2021, 79% of elementary students registered as Catholic compared to 90% in 2011. An increasing percentage of students, from 4% in 2011 to 12% in 2021 are registering via a parent’s baptismal certificate.

YCDSB Elementary Student Registration Religious Assignment, 2011 and 2021



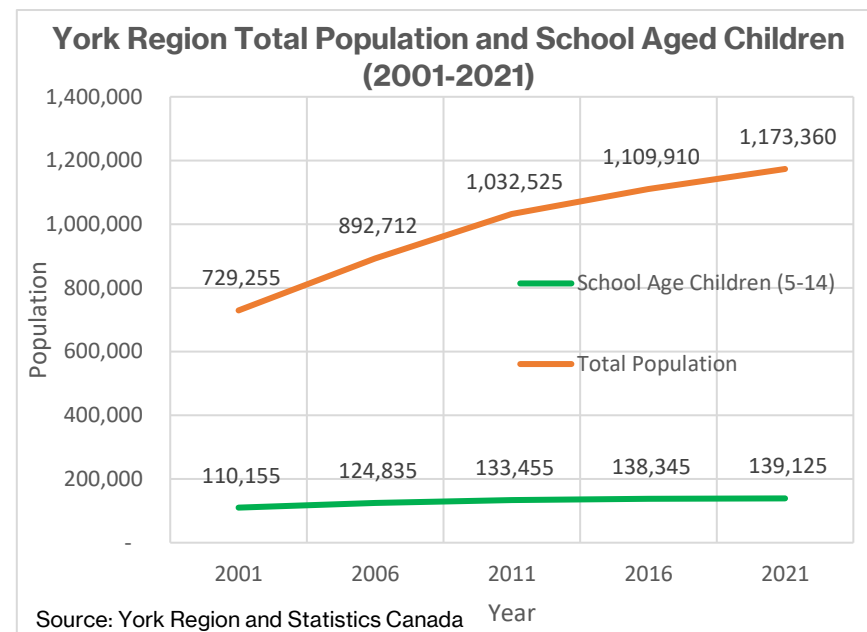
Increased percentage of students relying on a parent’s baptismal certificate at registration



## 4.6 Enrolment Data

### York Region Total Population and School Aged Children

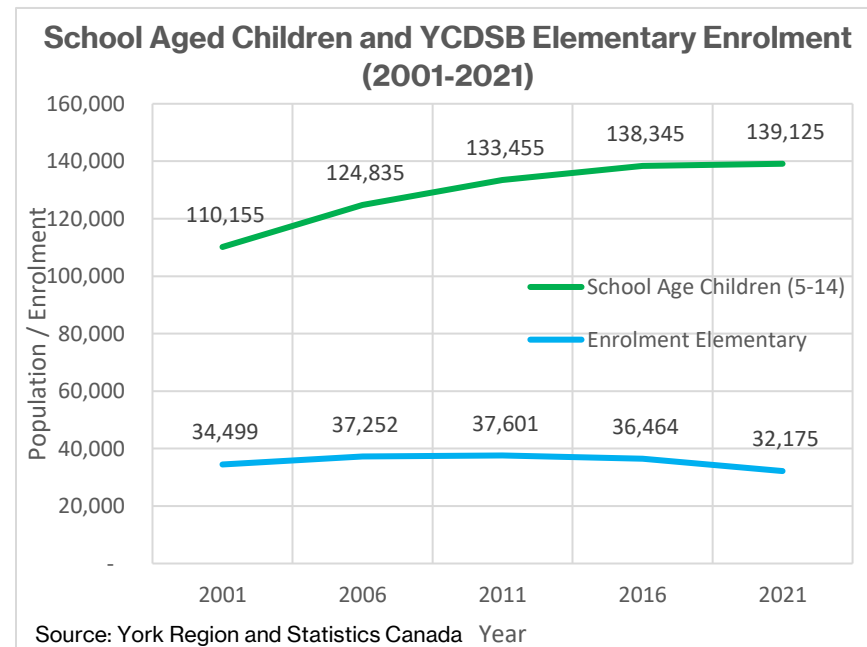
Despite significant total population growth since 2001, the growth in number of children ages 5-14 has not grown proportionally with the total population. The total number of school aged children (5-14) has increased, but the rate of growth has slowed down. School aged children (5-14) were about 15.1% of the population in 2001; the percentage decreased to 11.9% in 2021.



### School Age Children and YCDSB Elementary Enrolment 2001 to 2021

From 2001 to 2021, the total number of school aged children (5-14 years old) increased by 26% however YCDSB enrolment has decreased in elementary by 7% (from 34,499 to 32,175). In 2001, elementary enrolment in YCDSB was 34,499 (31.3%) out of a total 110,155 school aged children in York Region. By 2021, elementary enrolment in YCDSB decreased to 32,175 (23.1%) out of a total 139,125 school aged children in York Region.

	2001	2006	2011	2016	2021
School Age Children (5-14)	110,155	124,835	133,455	138,345	139,125
Total Population	729,255	892,712	1,032,525	1,109,910	1,173,360
Enrolment Elementary	34,499	37,252	37,601	36,464	32,175
Enrolment Secondary	14,875	16,992	18,459	18,474	18,421



## 4.7 York Region Development Trends

### Provincial Context

The responsibility for long term planning in Ontario is shared between the province, regions and municipalities. The province dictates the policies and directions (e.g. population growth targets) for land use planning. Recently, the Provincial government set aggressive residential growth targets to be achieved by 2031, a target of 1.5 million new homes province wide. Specifically in York Region, the target is 150,000 new homes (approx. 16,700 / year from 2022) to 2031. To achieve these targets, the government introduced several changes to the Planning Act and approved several Ministerial Zoning Orders to increase density and permitted units above and beyond permitted local zoning by-laws.

### Regional and Municipal Context

York Region's Official Plan was approved in 2022 with residential growth forecast at approximately 8,000 units/year to 2031. This is about 47% lower than the Provincial target of approximately 16,700 units/year. The Region's 8,000 units/year is about 20% higher than what has been built annually in York Region over the last 10 years (2013-2023 York Region's average annual unit growth is approximately 6,600 units/year).

There are several major factors that may impact the pace of future residential development activity:

- Infrastructure
  - Servicing – The Province has cancelled the Upper York Sewage Solution, which will delay development in the northern part of York Region
    - A new plan will see future wastewater go south to existing treatment facilities; however, design, approvals and construction will take a number of years to complete
  - Transportation – Many of the high density developments in the Yonge Corridor are partially contingent on the Yonge North Subway extension being complete and in operation
- Market Absorption
  - Higher interest rates are also identified as having an impact on new home sales in York Region
- Developer motivation
  - In York Region, there are approximately 44,000 units that have been approved, but are not yet marketed for sale
- Lack of skilled trades / supply chain issues impacting the ability to build homes.

Ultimately, there are a number of factors that may impact the short and long term pace of development residential development in York Region.

At the municipal level, all nine local municipalities follow York Region's Official Plan in terms of the population growth targets for their respective municipalities and the general areas where they are permitted to grow. YCDSB is a commenting agency on all residential development applications throughout York Region. Planning staff consult with municipal and regional planning staff and monitor

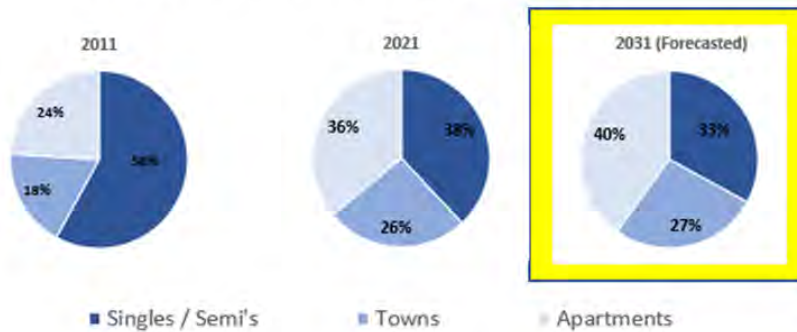


development applications (approximately 850 individual files) and estimate timing/phasing of each application. This phasing of units is a critical component of the development of pupil enrolment projections.

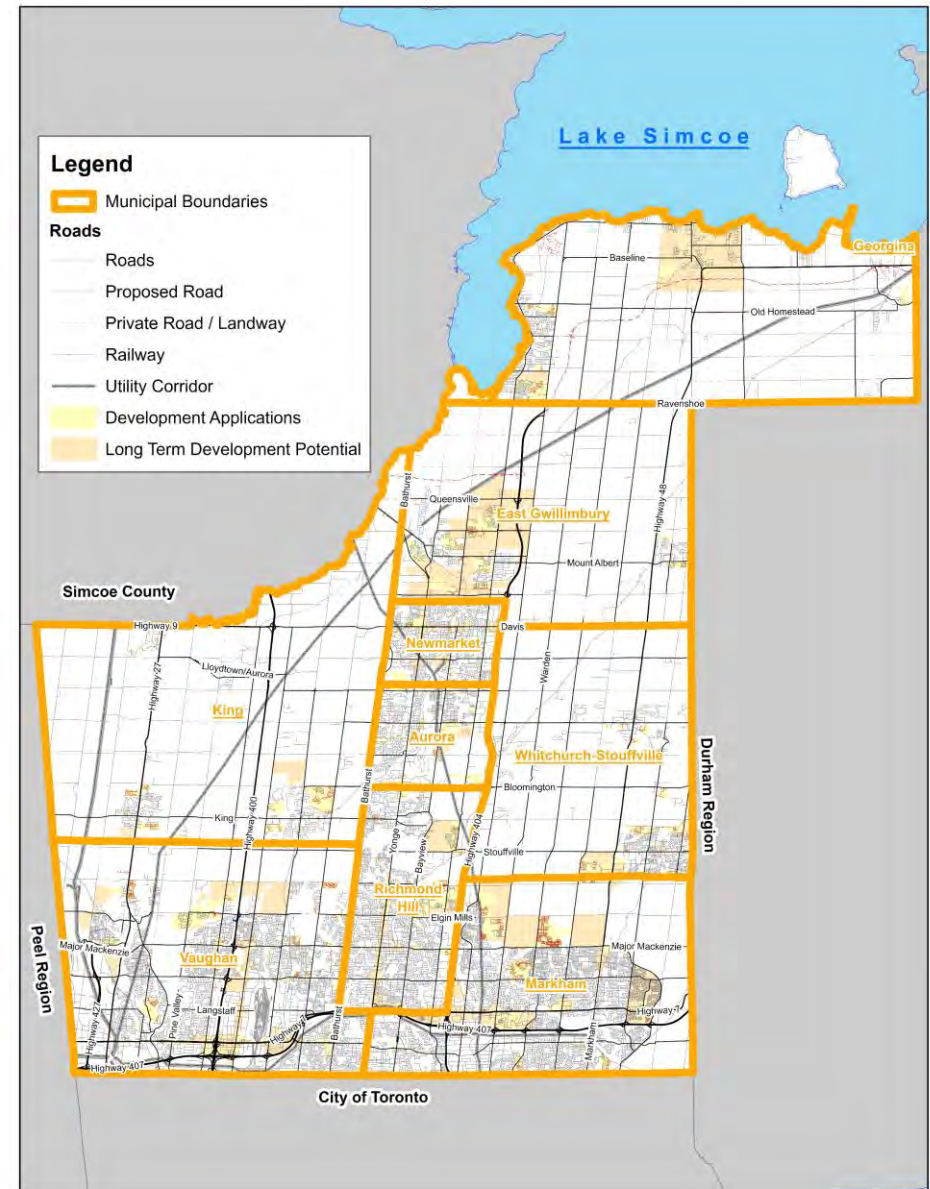
## Development Trends in York Region

York Region has experienced large scale residential development over the past 20-25 years. This trend is anticipated to continue over the long term, however the types of units are changing from low density to high density.

### Housing Starts By Unit Type



The pie charts above illustrate the shift in housing completions from 2011 to 2021 and include York Region's forecasted housing starts by unit type by 2031 (Source: York Region). The charts show that York Region is shifting in housing form to more medium to high density forms. Historically, YCDSB has experienced higher pupil yields from single family homes than townhomes or condos/apartments. The shift in housing form and corresponding pupil yields by density will have a downward impact on enrolment over the long term.



## Intensification Areas

While the shift towards higher density development is occurring across York Region, the table below summarizes some of the larger urban growth areas that are planned to have thousands of apartment/condominium units built over the next several decades to 2051 and beyond. The intensification areas or growth centres are generally located along the Yonge Street or Highway 7 corridors in proximity to transit. The timing and number of units are subject to change.

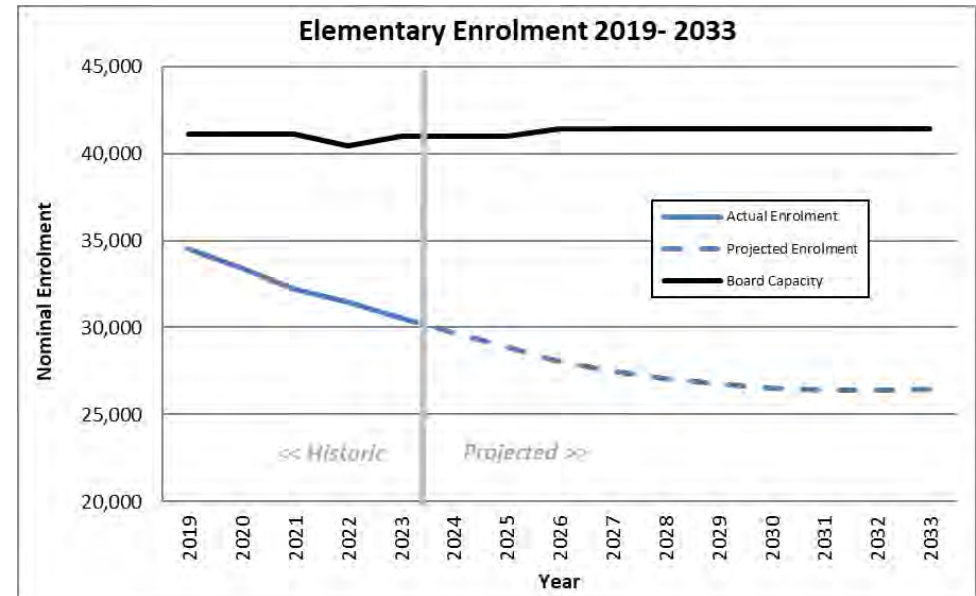
	Vaughan Metropolitan Centre	Yonge / Steeles	Weston 7	Richmond Hill Centre (incl High Tech TOC)	Langstaff Gateway (Incl Bridge Station)	Markham Centre	Newmarket Urban Centre
<b>Existing Units</b>	<b>65,000</b>	<b>35,000</b>	<b>21,447</b>	<b>26,000</b>	<b>25,000 – 30,000</b>	<b>37,000</b>	<b>14,900</b>
Units in development applications ( <b>registered</b> )	4,769	0	0	218	0	4,420	391
Units in development applications ( <b>approved</b> )	7,900	0	0	0	1,060	2,613	805
Units in development applications ( <b>proposed</b> )	23,739	15,811	23,082	1,518	1,668	19,547	5,832
Units not yet in a development application	24,676	18,471	0	22,482	27,272	3,749	7,647
<b>Occupied Units (August 2023)</b>	<b>3,916</b>	<b>718</b>	<b>1,050</b>	<b>1,782</b>	<b>0</b>	<b>6,671</b>	<b>225</b>

## 4.8 Enrolment Projections

### Enrolment Projections – Elementary

Despite the overall growth across York Region, over the past 5 years, YCDSB has continued to experience an annual decline in the elementary panel (approximately 4,000 students over the past 5 years). The decline is due to multiple factors:

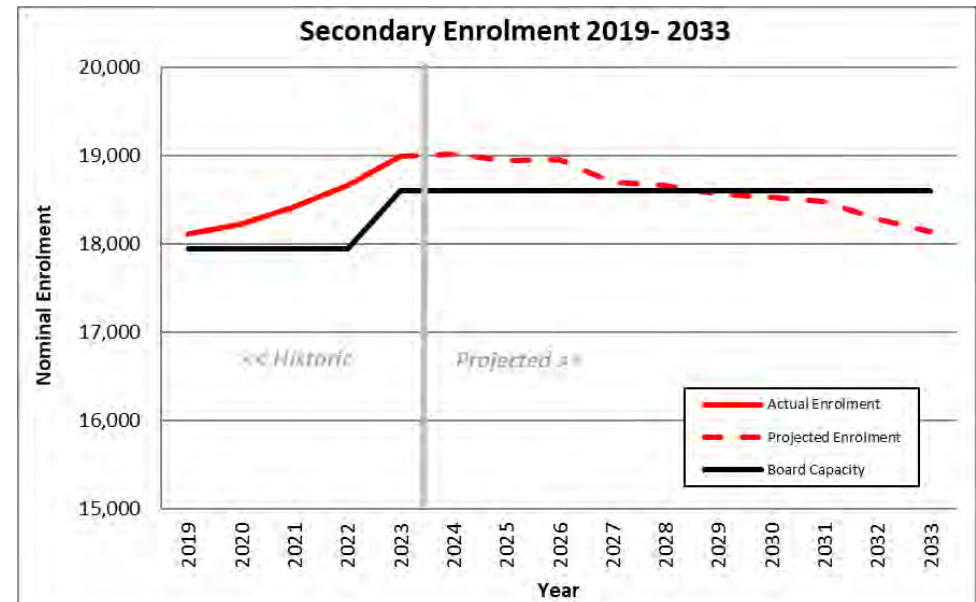
- decline of children 14 years of age and younger. While York Region is growing, most of the growth occurs in the older age groups
- the percentage of Catholics relative to the overall population in York Region is decreasing
- the shift in the type dwellings being built, with an increase of high density development as opposed to low density. Historically, low density housing has yielded more students than high-density development.



As illustrated in the chart, there are currently 10,467 surplus pupil spaces in elementary schools. Enrolment in the elementary panel is expected to continue declining in the long term, resulting in additional excess capacity and greater number of smaller schools.

### Enrolment Projections – Secondary

Secondary enrolment is currently over capacity by 394 pupil places. The longer-term decline at the secondary panel is due in part to the smaller grade cohorts working their way through the elementary panel into the secondary panel. However, the rate of decline is offset by an increased number of students entering YCDSB secondary schools from outside the system.



## 5. ACCOMMODATION PLANNING TOOLS

The principles and parameters identified in Section 2 and 3 are the basis of this section. Accommodation planning refers to ensuring YCDSB has the appropriate space to serve the needs of the community and the space is optimally used. Schools that are over capacity may require temporary accommodation in the form of portables and portapaks. Schools under capacity can lead to inefficiencies as YCDSB must operate and maintain a larger building than may be necessary. The goal is to balance student populations with school capacity to optimize use. However, with many schools under capacity, balancing is not always possible.

### 5.1 The Four “Rs”

As mentioned in Section 1.4, the LTAP focuses on the four (4) Rs:

- “Right Program” (student success, elementary and / or secondary initiatives);
- “Right Facility” (physical space in the building, school yard and parking lot);
- “Right Size” (student placements, school organization); and
- “Right Location” (geography)

All four of these “Rs” are important in helping to organize the optimum size of schools to foster Catholic well-being and equity, inspire academic excellence, and nurture a culture of collaboration and innovation by maximizing resources and leveraging technologies. When considering the 4 “Rs”, the more optimal range for an elementary school is between 230 to 550 pupils.

Schools within the optimal range generally have the following benefits:

- enhanced opportunities for learning such as extra-curricular activities, one class or more per grade;
- lower costs for field trips/excursions and more opportunities for fundraising;
- more staff available for supervision/lunch time monitors;
- class averages and organizations that achieve Ministry of Education targets of students per class; and
- efficiency with operations such as staffing (including itinerant staff), supports (e.g. special education), supervision, lunch-time monitors, utilities, etc.
- school crossing guards available around the school as many municipalities have minimum thresholds for the number of students who cross at specific intersections to warrant a school crossing guard

Schools around 230 students or less are sometimes referred to as smaller schools. As of October 2023, YCDSB has 15 elementary schools at 230 students or less. By 2033, this is projected to increase to 36 elementary schools. Smaller schools may not have some of the benefits listed above for optimal range schools plus could have challenges such as greater potential for combined classes and having the same teacher for multiple years.

Similarly, schools beyond about 550 students may have different experiences. Depending on the school's OTG capacity, schools beyond 550 students may have the following experiences:

- reduce the outside yard space for students during recess if there are temporary accommodation needs like portables or portapaks;
- potential for larger class sizes impacting Board wide class averages and challenges to meet Ministry targets of 'students per class';
- staggering or splitting up recesses, assemblies and other events meaning that the entire school student population is not together
- challenges with access to gym/library;
- limited space or opportunities for special interest providers at lunch time;
- high volume of students/parents at drop-off/pick-up; and
- insufficient amenities in the school for students and staff (e.g. workrooms, special education rooms, etc.).

As part of the consultation process in developing this Long Term Accommodation Plan, a common and top theme of the public survey responses suggested YCDSB should combine/merge two smaller school communities into one school without the need for portables (while closing one school). Combining or merging two school communities would constitute a pupil accommodation review (closing a school), which is currently not permitted by the Ministry of Education as a moratorium has been in place since 2017. For more details about pupil accommodation review, please refer to section 5.5.

Changing/shifting boundaries for schools to increase enrolment was another common response theme from the public survey to address smaller schools. In many cases, smaller schools borders other smaller sized school(s). Shifting or increasing the boundary for one school to potentially capture more students comes at decreasing the boundary/boundaries for another school(s) and reducing students from that other school(s). The overall issue of smaller schools would remain as it would be shifted from one school to another.

## 5.2 Temporary Accommodation Strategy

### 5.2.1 Portable or Portapak Classrooms

Temporary Accommodation in the form of portables or portapaks is intended to address short and medium-term needs. The relocation of existing portapaks may be considered where there is a sustainable temporary accommodation pressure, and where boundary or program changes are not appropriate, subject to funding.

### Vacant Portapaks (2023-24 School Year)

School	Panel	Municipality	# of Classrooms in Portapak
Holy Jubilee	Elementary	Vaughan	10*
St. Emily	Elementary	Vaughan	12*
St. Stephen	Elementary	Vaughan	10
St. Padre Pio	Elementary	Vaughan	8*
St. Angela Merici	Elementary	Vaughan	8*
St. Veronica	Elementary	Vaughan	10*
Our Lady of Hope	Elementary	Richmond Hill	6*
<b>TOTAL</b>			<b>64</b>

### Portapaks in Use (2023-24 School Year)

School	Panel	Municipality	# of Classrooms in Portapak
Pope Francis	Elementary	Vaughan	10
Sir Richard W Scott	Elementary	Markham	8*
St. Brendan	Elementary	Whitchurch-Stouffville	8*
St. Justin Martyr	Elementary	Markham	6
St. Marguerite d'Youville	Elementary	Richmond Hill	6*
St. Mary	Elementary	King	8
St. Mary of the Angels	Elementary	Vaughan	10
Our Lady of the Lake	Secondary	Georgina	6
Sacred Heart	Secondary	Newmarket	4
St. Elizabeth	Secondary	Vaughan	6
St. Jean de Brebeuf	Secondary	Vaughan	12
St. Jean de Brebeuf	Secondary	Vaughan	8
St. Maximilian Kolbe	Secondary	Aurora	6
St. Robert	Secondary	Markham	12
St. Theresa of Lisieux	Secondary	Richmond Hill	12
<b>TOTAL</b>			<b>122</b>

\*Disposition of portapak identified as an Accommodation Strategy



### 5.2.2 School Enrolment Caps

There may be times when enrolment pressure exceeds capacity at a school and the pressure cannot be adequately addressed through temporary accommodation, boundary or program changes. In these situations, the enrolment at a school may be capped.

The decision to cap a school will be based on the following factors:

- i) An inability of the school site to accommodate additional portables or other forms of temporary accommodation.
- ii) An inability of the school to accommodate additional students due to Health and Safety concerns/ factors at the school such as but not limited to washroom capacities and occupancy capacities for the cafeterias, gymnasiums and other gathering spaces in the school.

#### Schools with an Enrolment Cap

School	Date of Enrolment Cap Implementation
St. Theresa of Lisieux	September 2017
St. Robert	September 2020
Pope Francis	February 2022

YCDSB is continuing to explore opportunities to accommodate more students (above the cap) at St. Theresa of Lisieux CHS, such as but not limited to, a cafeteria addition (pending Ministry approval) as identified in section 6.7 Summary of Accommodation Initiatives.

### 5.3 Secondary Dual/Triple Feeder Areas

There are three dual/triple feeder areas for secondary schools within the Board's jurisdiction, which are identified below. Students living in these areas can attend any of the two (dual) or three (triple) schools that they reside in the boundary of.

Providing multiple options for students does result in inefficiencies from a transportation perspective. It can also lead to building utilization inefficiencies (e.g. large number of students choosing one school over another leading to overcrowding at one school while the other is underutilized). As part of the Summary of Initiatives, the next scheduled review of the Dual/Triple feeder areas is anticipated to be coupled with the Secondary Boundary Reviews as shown in the Summary of Accommodation Initiatives, to evaluate their effectiveness in meeting accommodation principles.

## Secondary Dual/Triple Feeder Areas (2023/2024 School Year)

Area*	Elementary Feeder Areas	Secondary School Options	Board Approval Date(s)
A	St. Andrew St. Padre Pio St. Stephen ( <i>Sonoma Heights only</i> ) Our Lady of Fatima ( <i>North of Rutherford Road</i> )	Holy Cross St. Jean de Brebeuf Father Bressani	December 9, 2008 November 9, 2010
E	Our Lady of Fatima (South of Rutherford Road)	Holy Cross Father Bressani	November 9, 2010
G	St. Cecilia	St. Elizabeth St. Joan of Arc	November 9, 2010 June 20, 2023 October 30, 2023

\*Area corresponds with the historical Area letters from previous LTAPs for consistency and recognition. Dual Feeder Areas B, C, D and F have previously been removed through Board motions.

## 5.4 Community Planning and Partnerships

Community Planning and Partnerships is an initiative by the Province “to encourage school boards to reach out to community organizations to share information” and “work together to optimize the use of public assets owned by school boards” (Community Planning and Partnerships Guideline, Ministry of Education, 2015). The intent of the initiative is to reduce facility operating costs for the school boards and government, improve services and supports to students and for the community, strengthen relationships, and maximize the use of public infrastructure through increased flexibility and utilization. There are various components to Community Planning and Partnerships ranging from sharing unused space in existing schools with community partners, to facility partnerships such as co-building new facilities with other school boards or partners.

YCDSB looks to partner with community organizations and other partners to share space in existing school buildings through facility partnerships to the benefit of the Board, students and the community.

Facility partnerships may bring staff/clientele that are not part of the existing elementary and secondary school community. Offering space in schools to partners can also strengthen the role of schools in communities, provide a place for programs and facilitate the coordination of, and improve access to, services for students and the wider community. Before entering a facility partnership, there is a need to determine the expectations for the partnering organization and how the partnership aligns with the Board’s strategic directions. Partnerships must be appropriate for the school setting. They may also include other programs at YCDSB such as continuing education (e.g. adult general interest programs, English as a second language, etc.). As of the writing of the Plan, YCDSB is exploring opportunities to locate and establish a YCDSB Continuing Education Centre and the potential for a trades academy at school(s). The Continuing Education Centre may include programs beyond the adult ESL program. Please refer to section 6.7 Summary of Accommodation Initiatives.



The Planning department works with organizations and internal/external partners if space is available. Where there is interest, proposals will be reviewed on a case-by-case basis. Partnerships may occur during the regular school day, after school hours, on weekends and/or throughout the year. Priority of needs and uses of facilities will be for YCDSB students and staff. Where applicable, it may require the sharing of some facilities such as portions of the school building, grounds, parking lot, pick-up/drop off areas, etc.

#### 5.4.1 Determination of Candidate Schools for Community Planning and Partnerships

In accordance with Policy 704 – Community Planning and Partnerships, the Board is required to annually circulate a list of schools which may be locations for potential partnership opportunities. Administration has developed a list of schools using both Ministry required criteria and additional YCDSB criteria based on a longer time period.

The list of Ministry required candidate schools is generated by reviewing the Board's facilities in three (3) steps:

**Step 1:** All schools are evaluated against the following selection criteria (enrolment vs capacity):

The school is operating at less than 60% capacity over a two (2) year period (e.g. 2024/2025 and 2025/2026)

**OR**

The school has an excess of 200 available pupil places over a two (2) year period (e.g. 2024/2025 and 2025/2026)

**Step 2:** The list of schools generated in Step 1 are reviewed by Administration (School Superintendents, Planning and Finance) to determine if there are any circumstances to exclude the school as a potential candidate in accordance with Policy 704 parameter 3.3:

*3.3 The Board shall have the sole discretion to identify, on an annual basis, schools suitable for community partnerships, as well as to determine the eligibility of all potential community partners based on the Board-determined criteria that is aligned with the Education Act, other relevant legislation and Ministry directives.*

**Step 3:** The resulting list is refined to a short-list elementary schools and classrooms that are available for a facility partnership. The rooms available are determined through a consultation process as part of Administration's *Mothballing initiative*.

Elementary schools available for potential partnership opportunities are approved every Spring. For more information, please visit the YCDSB's Community Planning and Partnership webpage at: <http://www.ycdsb.ca/community/cpp-opportunities/>.

## 5.4.2 Property

YCDSB owns and operates various types of school board property, including existing operating school sites, future new school sites (either owned or to be acquired) and former Catholic elementary schools which may be disposed, leased or retained for other Board programs or uses.

### Co-Build Opportunities

New schools and additions are also required to be considered for Community Planning and Partnership opportunities. The table below identifies future projects that have been or will be included in the notification to partners.

School Name	Panel	Municipality	Status
Queensville	Elementary	East Gwillimbury	Ministry Approved, In design
Vaughan Metropolitan Centre Joint (Joint with York Region District School Board)	Elementary	Vaughan	Ministry Approved
St. Robert (Replacement)	Secondary	Markham	TBD

The following sites are former Catholic elementary schools which are owned by the Board. Facilities may be disposed, leased or retained for other Board programs or uses:

Street	Municipality	Former School Name	Current Status
21 Mullen Drive	Vaughan	Holy Family	Leased
301 Barrhill Road	Vaughan	Our Lady of Peace	Retained for Board Purposes
53 Morton Ave	East Gwillimbury	Our Lady of Good Counsel	Leased

The following sites are properties intended for future schools which are either owned by the Board or purchase is pending:

Site Name	Panel Anticipated	Municipality	Current Status
Cornell #2	Elementary	Markham	Owned
Woodbridge	Secondary	Vaughan	Owned
Keswick #4	Elementary	Georgina	Owned
Green Lane	Secondary	East Gwillimbury	Owned

Site Name	Panel Anticipated	Municipality	Current Status
Mount Albert	Elementary	East Gwillimbury	Owned
Queensville	Elementary	East Gwillimbury	Purchase Pending
Vaughan Metropolitan Centre	Elementary	Vaughan	Purchase Pending

## 5.5 Pupil Accommodation Reviews

Pupil Accommodation Reviews may be required from time to time to address issues resulting from enrolment pressure, enrolment decline, program moves or building condition. Ontario school boards are required to develop and implement Pupil Accommodation Reviews (PAR) in accordance with the Pupil Accommodation Review Guidelines issued by the Ministry of Education when closing schools. The Provincial government imposed a moratorium on school closures in 2017, at this time it is unknown when the moratorium may be lifted. Given the surplus places within the system, once the moratorium is lifted, reviews may be possible within the 5-year term of this LTAP.

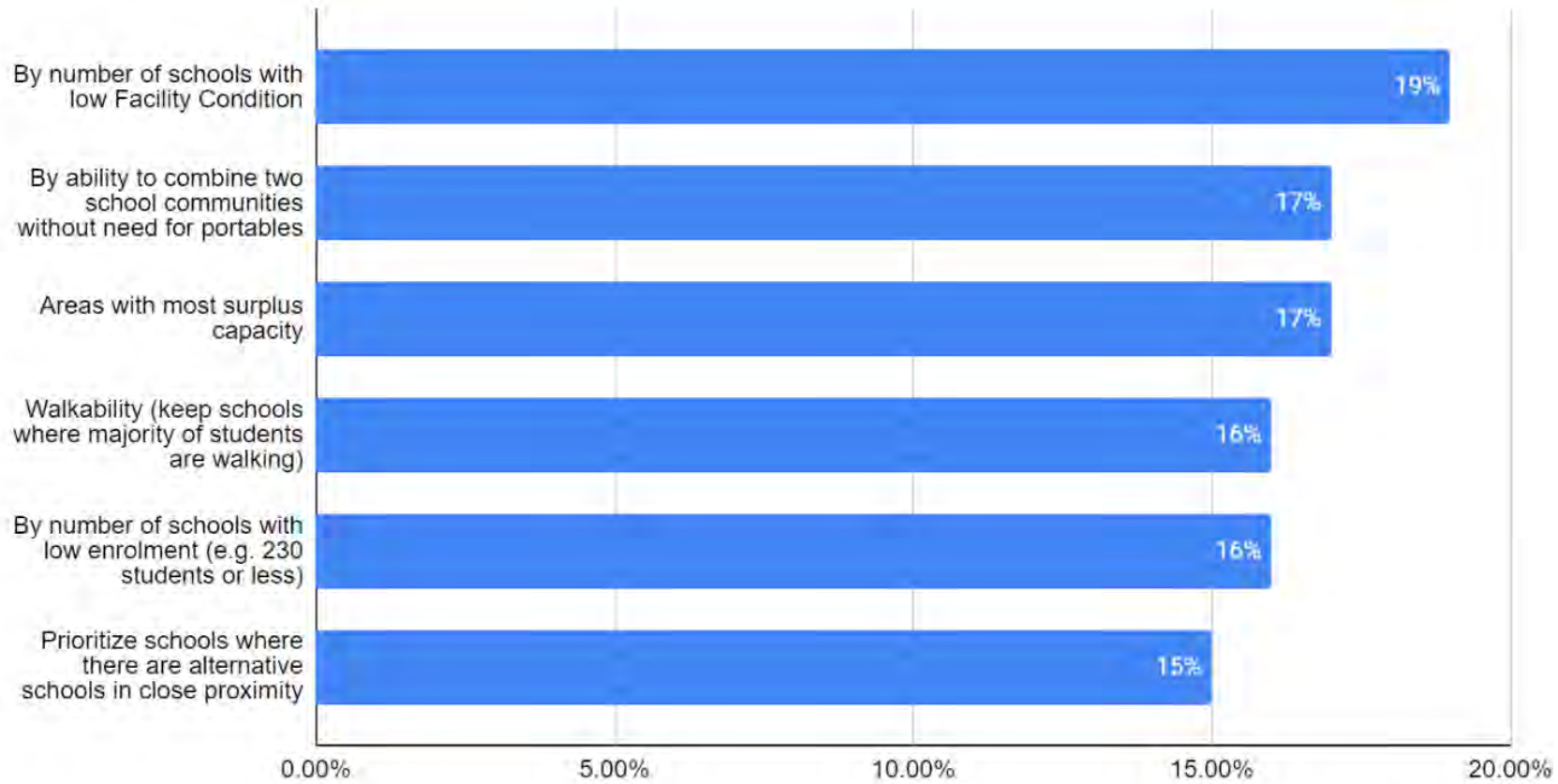
Policy 713 Pupil Accommodation Review is the Board's policy on governing Pupil Accommodation Reviews based on previous Ministry's guidelines. At the writing of this LTAP, the Ministry of Education has yet to release updated templates and guidelines. Under the Board's Pupil Accommodation Review Policy 713, there are two criteria which are used to identify where reviews should be considered:

- Schools where the October 31st enrolment is below 60% of the Ministry rated "on-the ground" (OTG) capacity and the ten-year enrolment projections indicate a decline with no anticipated future growth.
- Schools/Programs where the October 31st elementary enrolment for more than one grade is less than 10 pupils, in any grade by program, unless it is a specialty program specifically designed with low student-teacher ratios.

When the moratorium on pupil accommodation reviews is lifted by the province, YCDSB will proceed with the following steps:

- Update of a revised Policy 713 Pupil Accommodation Review
- Development of a Pupil Accommodation Review Strategy to identify communities and timelines of various reviews.
- Development of the required "Initial Staff Report(s)" for specific Pupil Accommodation Review(s).
- The Pupil Accommodation Review Strategy will be guided by the responses received from the public as part of the consultation process in developing this Long Term Accommodation Plan. Specifically, the prioritizing of the Pupil Accommodation Reviews will be based on schools with low facility conditions and excess pupil places.

The following chart, summarizes the 428 responses which were received through the LTAP Consultation survey with respect to question 8. "How would you rank the following categories for determining the potential order for considered areas for a potential Pupil Accommodation Review, once all other options have been considered?"



## 6. SUMMARY OF ACCOMMODATION INITIATIVES

The Summary of Accommodation Initiatives has been developed with consideration of the Board's Accommodation Principles and Parameters and is organized into the categories below.

Within each of the six categories of initiatives, there is a dedicated process that involves further investigation and analysis and may include consultation with the local community.

### 6.1 New Schools and Additions

New Schools are an appropriate accommodation solution where there is a sustainable long term need and shall be sized according to the community they will serve. Each project identified in this category is further discussed within the Area Profile of the corresponding review area. Each review area page contains a map, along with tables and charts illustrating projected enrolment trends for the area.

Projects that have been identified in this category are 100% dependent on funding approval from the Ministry of Education and approval has a direct impact on timing.

### 6.2 Temporary Accommodation (Portables and Portapaks)

There are 9 vacant portapaks no longer required at their schools due to current and projected long-term enrolment decline. The removal of portapaks no longer required for pupil accommodation generally provides some benefits to each school such as restoring the space/area being used by the portapak for school yard purposes and improved operations (e.g. supervision, snow removal, etc.).

Given the excess capacity represented by portapaks and the impact on individual schools, the Summary of Initiatives identifies on-going monitoring of opportunities for relocation, disposition, or demolition of vacant portapaks.

### 6.3 Boundary Reviews

Boundary reviews may be undertaken to alter an existing boundary of a school or group of schools, with a new school opening, or in areas where enrolment distribution does not efficiently utilize available space. Boundary Reviews are considered within the context of the principles and parameters as outlined in Sections 2 and 3. Requests for Boundary reviews which do not meet the principles and parameters (e.g. ensure viable school organizations and programs, optimize the use of facilities, minimize the requirement of transportation, etc.) shall be discouraged. Boundary reviews follow a Board approved process and include a public consultation component when involving existing communities. A flowchart illustrating the Board's Boundary Review Process is included in Section 14.

#### Boundary Reviews - Existing Communities

Each project identified in this category is further discussed within the Area Profile of the corresponding review area. Each review area page contains a map of the area, along with tables and charts illustrating projected enrolment trends for the area.

## Boundary Reviews - New Development Areas

Boundary reviews for new development areas are undertaken prior to occupancy of residential dwellings. Where a review does not involve any existing students, a modified boundary review process is followed.

### 6.4 Program Reviews (Moves or Grade Relocation)

Program Reviews (moves or grade relocation) may be considered for balancing student populations within school planning areas due to over or under capacity, in anticipation of new residential developments or for other purposes. Programs such as French Immersion (FI), AP and PACE are offered at specific locations. If that school population grows or declines and organization of the program or space becomes a challenge, a program relocation to improve program/classroom sizes or to a nearby school that has space could balance school populations could be considered. A grade relocation would involve moving specific grades to another nearby school that has space. All grade or program relocations are presented to the Board of Trustees for approval.

As part of the consultation process in developing this Long Term Accommodation Plan, a common theme of the public survey responses suggested YCDSB should have more availability of programming (e.g. FI, PACE, ASD, STEM, Arts, Sports, Trades, more support with core resource, etc.) at more schools. Increasing availability of programming at more schools is challenging due to interest in these programs, appropriate class sizes and finding/having specialized staff for these programs. YCDSB will continue to review the possibilities of additional programming and its availability.

### 6.5 Facility Partnerships

Each project identified in this category is further identified within the Area Profile of the corresponding review area.

#### Artificial Turf / Athletic domes at Secondary Schools

In February 2023, the Board of Trustees endorsed a strategy to consider partnership proposals with the intent of providing artificial turf fields, either domed or not domed at YCDSB secondary schools. Per the strategy, most recently, an expression of interest was released in August 2024 to seek partnerships and establish artificial turf fields, either domed or not domed at several secondary schools including Our Lady of the Lake CA, Sacred Heart CHS and St. Augustine CHS. Partnership discussions are on-going at other Secondary Schools currently without an artificial turf field or dome. In addition, the Board has provided a letter of Support to the Town of Whitchurch-Stouffville to secure an artificial turf field at St. Katharine Drexel CHS.

## 6.6 Pupil Accommodation Reviews

The Ministry of Education has placed a moratorium on pupil accommodation reviews across the province. While many of the area profiles included within this document identify pupil accommodation reviews in response to continued enrolment decline and its impact on smaller schools, specific timing has not been identified. When the existing moratorium on closures is lifted, Administration will proceed with the necessary policy update and reports which will identify affected communities and timelines.

## 6.7 Summary of Accommodation Initiatives

Accommodation planning is dynamic, so this document and specifically the accommodation initiatives in the plan (and including the chart below) should be viewed as proposed solutions when drafting this document. The collection and analysis of information is an ongoing process and therefore specific accommodation initiatives will be reviewed, subject to public consultation, prior to any final decision.

Please see the next page for a summary of the proposed accommodation initiatives over the next five (5) years and beyond.

Initiative Type	2024 / 2025	2025 / 2026	2026 / 2027	2027 / 2028	2028 / 2029	2029 / 2030	2030+
<b>New Schools and Additions</b> (See Section 6.1)	Queensville (Construction start)  St. Theresa of Lisieux Cafeteria (Pending Ministry Approval)		Queensville (Tentative Opening)		VMC Joint School with YRDSB (Tentative construction start)		VMC Joint School with YRDSB (Tentative Opening 2031)  St. Robert CHS Replacement  Woodbridge North Secondary  Block 41 Elementary (Vaughan)  Cornell Elementary (Markham)
<b>Temporary Accommodation (Portapaks)</b> (See Section 6.2)		Replace 12 classroom Portapaks at St. Robert (Pending Ministry Approval)					
	Continue to monitor opportunities for relocation, disposition, or demolition						
<b>Boundary Reviews (Existing Students)</b> (See Section 6.3)	Queensville Boundary Review	Regional Secondary Boundary Review (East)		Regional Secondary Boundary Review (West) include Dual/Triple feeder review	Markham Centre Area Boundary Review  Regional Secondary Boundary Review (North)	Richmond Hill Centre / Langstaff Area Review  VMC Boundary Review	
<b>Boundary Reviews (New development only)</b> (See Section 6.3)	Robinson Glen Secondary Plan area (Markham)  Stouffville Southwest	Block 41 (Vaughan)					
<b>Program Reviews</b> (See Section 6.4)				Elementary French Immersion program review Vaughan/Markham			
<b>Facility Partnerships</b> (See Section 6.5)	Trade/Tech Hub (Investigate)  Adult Continuing Education Centre (Investigate)		Queensville Childcare (Tentative opening)				VMC Joint Use Childcare with YRDSB (Tentative opening 2031)
	Artificial Turf / Athletic domes at Secondary Schools						
	Annual List of Community Planning and Partnership Schools						
<b>Pupil Accommodation Reviews</b> (See Section 6.6)	Continue to monitor and investigate opportunities for review (see Section 6)						



## **\*AREA PROFILES**

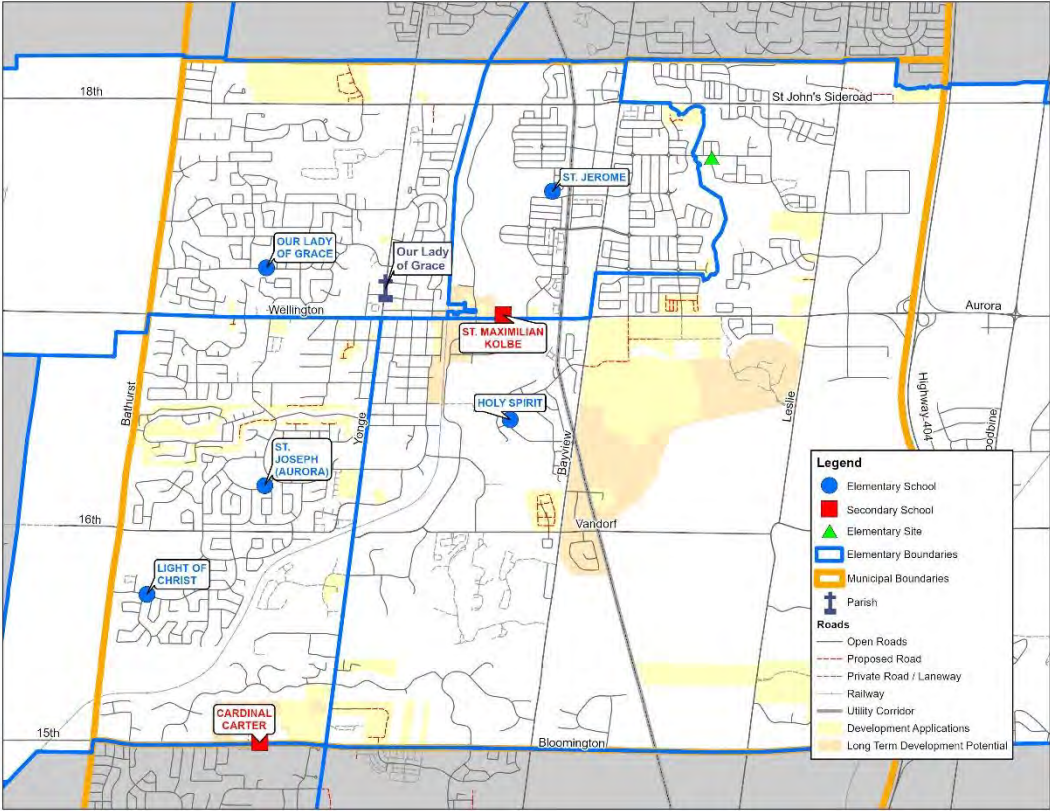
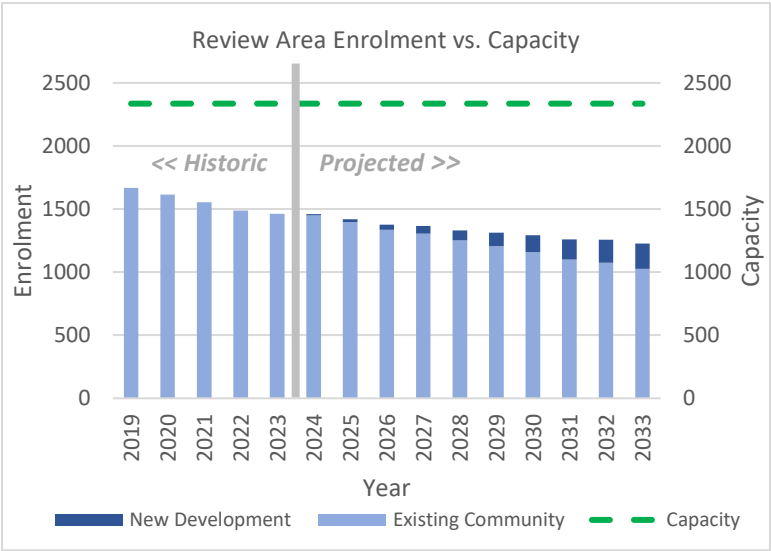
**\*Information and Data as of February 27, 2024**

### **7. AREA PROFILES – ELEMENTARY**

# 7.1 Town of Aurora

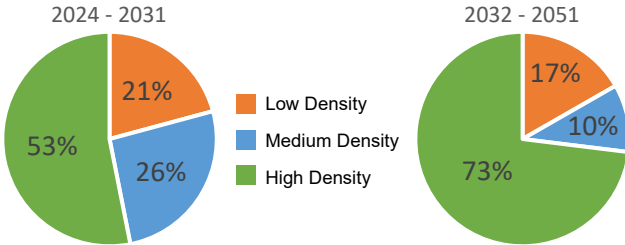
## AREA PROFILE

NUMBER OF ELEMENTARY SCHOOLS	5
ENROLMENT TREND (2019-2023)	↓ -12%
CURRENT ENROLMENT	1,463
CURRENT BOARD CAPACITY	2,336
CURRENT AREA UTILIZATION	63%
PROJECTED AREA UTILIZATION (2031)	54%



### FORECASTED NEW RESIDENTIAL UNITS BY DENSITY TYPE

SHORT TERM (2024 – 2031): 2,900  
LONG TERM (2031 – 2051): 5,300



## ELEMENTARY REVIEW AREA OVERVIEW

This review area consists of five elementary schools within the Town of Aurora. The Town is bounded by Bloomington Road to the south, Bathurst Street to the west, the Aurora/Newmarket municipal boundary to the north and Highway 404 to the east. Recent residential growth has occurred in the Aurora 2C lands (Leslie St. and Wellington St.). Future development is planned for the lands located south of Wellington St., east of Bayview Ave., as well as strategic intensification areas throughout the Town.

## HOLY SPIRIT



## LIGHT OF CHRIST



## OUR LADY OF GRACE



### FACILITY

Year Built 1996  
 Additions  
 OTG Capacity 501  
 Site Size (Acre) 5.9  
 Child Care No  
 B&A Program Yes  
 Adjacent to Park Yes  
 FCI (Assess. Yr.) 15% (2017)

Year Built 1991  
 Additions 2001  
 OTG Capacity 545  
 Site Size (Acre) 6.0  
 Child Care Yes  
 B&A Program Yes  
 Adjacent to Park Yes  
 FCI (Assess. Yr.) 8% (2016)

Year Built 1999  
 Additions  
 OTG Capacity 452  
 Site Size (Acre) 5.0  
 Child Care No  
 B&A Program Yes  
 Adjacent to Park Yes  
 FCI (Assess. Yr.) 17% (2017)

### PROGRAMS

English JK – Grade 8

English JK – Grade 8

English JK – Grade 8  
STREAM Centre of Excellence

### PARISH

Our Lady of Grace

Our Lady of Grace

Our Lady of Grace

### PARTNERSHIPS

EarlyON

ST. JEROME



ST. JOSEPH (AURORA)



FACILITY

Year Built	2005	Year Built	1961
Additions	2012	Additions	1963, 1970, 2004
OTG Capacity	651	OTG Capacity	380
Site Size (Acre)	5.0	Site Size (Acre)	2.9
Child Care	Yes	Child Care	No
B&A Program	Yes	B&A Program	Yes
Adjacent to Park	Yes	Adjacent to Park	Yes
FCI (Assess. Yr.)	2% (2020)	FCI (Assess. Yr.)	27% (2017)

PROGRAMS

English	JK – Grade 8	French Immersion	Grade 1 – 8
---------	--------------	------------------	-------------

PARISH

Our Lady of Grace	Our Lady of Grace
-------------------	-------------------

PARTNERSHIPS

EarlyON  
Entry to School

## Enrolment Summary (2023-2033)

School Name	Facility Data				Actual Enrolment	Projected October 31st Enrolment									
	Board Capacity	Port	Pak	Capacity with Pak	2023	2024	2025	2026	2027	2028	2029	2030	2031	2032	2033
Holy Spirit	501	0	0	501	391	401	402	390	391	379	361	357	344	348	348
Light of Christ	496	0	0	496	302	304	307	293	289	282	279	270	267	269	255
Our Lady of Grace	360	0	0	360	233	226	213	199	198	204	205	202	188	180	174
St. Jerome	599	0	0	599	266	252	230	217	215	196	196	196	199	207	204
St. Joseph, Aurora	380	0	0	380	271	276	271	274	273	272	274	268	261	254	246
<b>TOTAL</b>	<b>2,336</b>	<b>0</b>	<b>0</b>	<b>2,336</b>	<b>1,463</b>	<b>1,459</b>	<b>1,423</b>	<b>1,373</b>	<b>1,366</b>	<b>1,333</b>	<b>1,315</b>	<b>1,293</b>	<b>1,259</b>	<b>1,258</b>	<b>1,227</b>
Students Over/Under Capacity					-873	-877	-913	-963	-970	-1,003	-1,021	-1,043	-1,077	-1,078	-1,109

## Projected Utilization (2023 – 2033)

School Name	2023	2024	2025	2026	2027	2028	2029	2030	2031	2032	2033
Holy Spirit	78%	80%	80%	78%	78%	76%	72%	71%	69%	69%	69%
Light of Christ	61%	61%	62%	59%	58%	57%	56%	54%	54%	54%	51%
Our Lady of Grace	65%	63%	59%	55%	55%	57%	57%	56%	52%	50%	48%
St. Jerome	44%	42%	38%	36%	36%	33%	33%	33%	33%	35%	34%
St. Joseph, Aurora	71%	73%	71%	72%	72%	72%	72%	71%	69%	67%	65%
<b>TOTAL</b>	<b>63%</b>	<b>62%</b>	<b>61%</b>	<b>59%</b>	<b>58%</b>	<b>57%</b>	<b>56%</b>	<b>55%</b>	<b>54%</b>	<b>54%</b>	<b>53%</b>

### ENROLMENT SUMMARY

- There is an overall surplus of capacity in this review area annually from 2023 to 2033
- Over the next 10 years, enrolment is anticipated to continue to decline
- By the year 2033, it is anticipated that this review area will have over 1,100 surplus pupil spaces

### ACCOMMODATION STRATEGIES

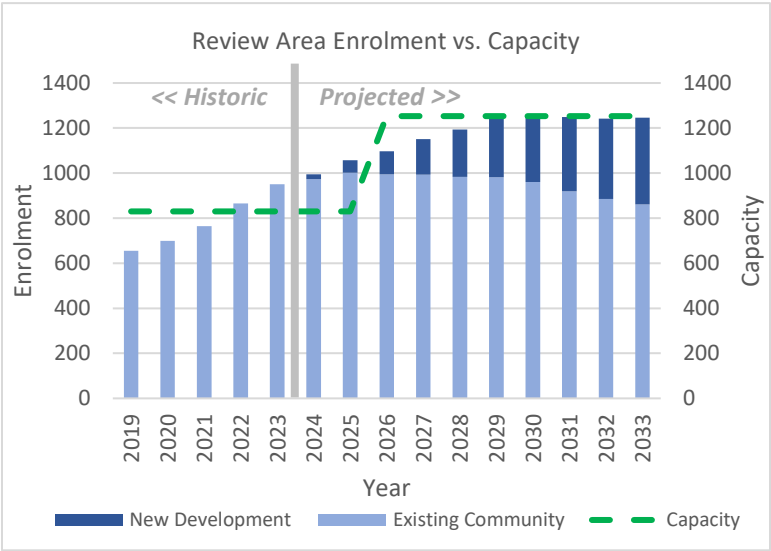
- Continue to pursue partnership opportunities to address surplus capacity
- Mothballing of classroom space to reduce operating costs
- Future pupil accommodation review(s) to address smaller schools in the review area



# 7.2 Town of East Gwillimbury

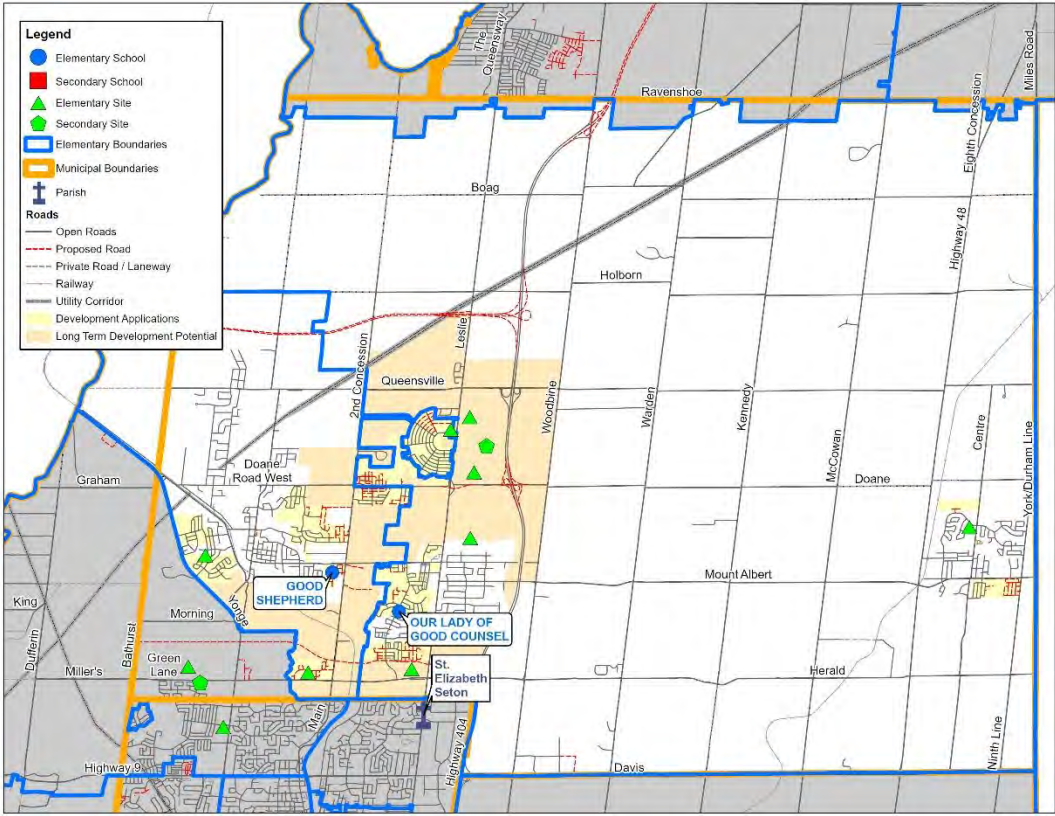
## AREA PROFILE

NUMBER OF ELEMENTARY SCHOOLS	2
ENROLMENT TREND (2019-2023)	↑ 45%
CURRENT ENROLMENT	950
CURRENT BOARD CAPACITY	830
CURRENT AREA UTILIZATION	114%
PROJECTED AREA UTILIZATION (2031)	100%



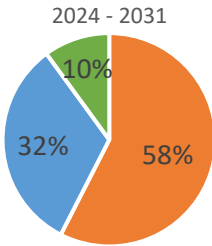
## ELEMENTARY REVIEW AREA OVERVIEW

This review area encompasses the municipality of East Gwillimbury and includes the communities of Sharon, Holland Landing, Mount Albert and Queensville. There are currently two elementary schools in the review area. The Board has received a Capital Priorities approval for a new 423 pupil place elementary school in Queensville. The school is currently in design, tentatively scheduled to open September, 2026. Future residential growth is planned throughout the review area.

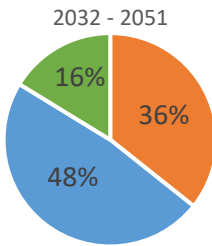


### FORECASTED NEW RESIDENTIAL UNITS BY DENSITY TYPE

SHORT TERM (2024 – 2031): 3,767  
LONG TERM (2031 – 2051): 27,623



Low Density  
Medium Density  
High Density



## GOOD SHEPHERD



## OUR LADY OF GOOD COUNSEL



### FACILITY

Year Built	1993
Additions	
OTG Capacity	369
Site Size (Acre)	6.2
Child Care	Yes
B&A Program	Yes
Adjacent to Park	No
FCI (Assess. Yr.)	14% (2016)

Year Built	2017
Additions	
OTG Capacity	461
Site Size (Acre)	6.9
Child Care	Yes
B&A Program	Yes
Adjacent to Park	Yes
FCI (Assess. Yr.)	Not Assessed

### PROGRAMS

English JK – Grade 8

English JK – Grade 8

### PARISH

St. Elizabeth Seton

St. Elizabeth Seton

### PARTNERSHIPS

## Enrolment Summary (2023-2033)

	Facility Data				Actual Enrolment	Projected October 31st Enrolment									
School Name	Board Capacity	Port	Pak	Capacity with Pak	2023	2024	2025	2026	2027	2028	2029	2030	2031	2032	2033
Good Shepherd	369	4	0	369	405	433	474	494	536	572	602	620	623	641	645
Our Lady of Good Counsel	461	6	0	461	545	563	585	600	616	622	637	637	627	603	603
*New Queensville School	423	0	0	423	0	0	0	0	0	0	0	0	0	0	0
TOTAL	1,253	10	0	1,253	950	996	1,059	1,094	1,152	1,194	1,239	1,257	1,250	1,244	1,248
Students Over/Under Capacity					120	166	229	-159	-101	-59	-14	4	-3	-9	-5

## Projected Utilization (2023 – 2033)

School Name	2023	2024	2025	2026	2027	2028	2029	2030	2031	2032	2033
Good Shepherd	110%	117%	128%	134%	145%	155%	163%	168%	169%	174%	175%
Our Lady of Good Counsel	118%	122%	127%	130%	134%	135%	138%	138%	136%	131%	131%
*New Queensville School	0%	0%	0%	0%	0%	0%	0%	0%	0%	0%	0%
<b>TOTAL</b>	<b>114%</b>	<b>120%</b>	<b>128%</b>	<b>87%</b>	<b>92%</b>	<b>95%</b>	<b>99%</b>	<b>100%</b>	<b>100%</b>	<b>99%</b>	<b>100%</b>

\*The total area utilization includes a capacity increase of 423 beginning 2026 to reflect the opening of a new catholic elementary school in Queensville. Updates to enrolment projections for area schools will be available following completion of the Queensville Boundary Review.

### ENROLMENT SUMMARY

- Schools in the review area are currently operating above their capacity
- The opening of a new catholic elementary school in Queensville with a capacity of 423 pupil places will alleviate enrolment pressures at the existing schools in the review area

### ACCOMMODATION STRATEGIES

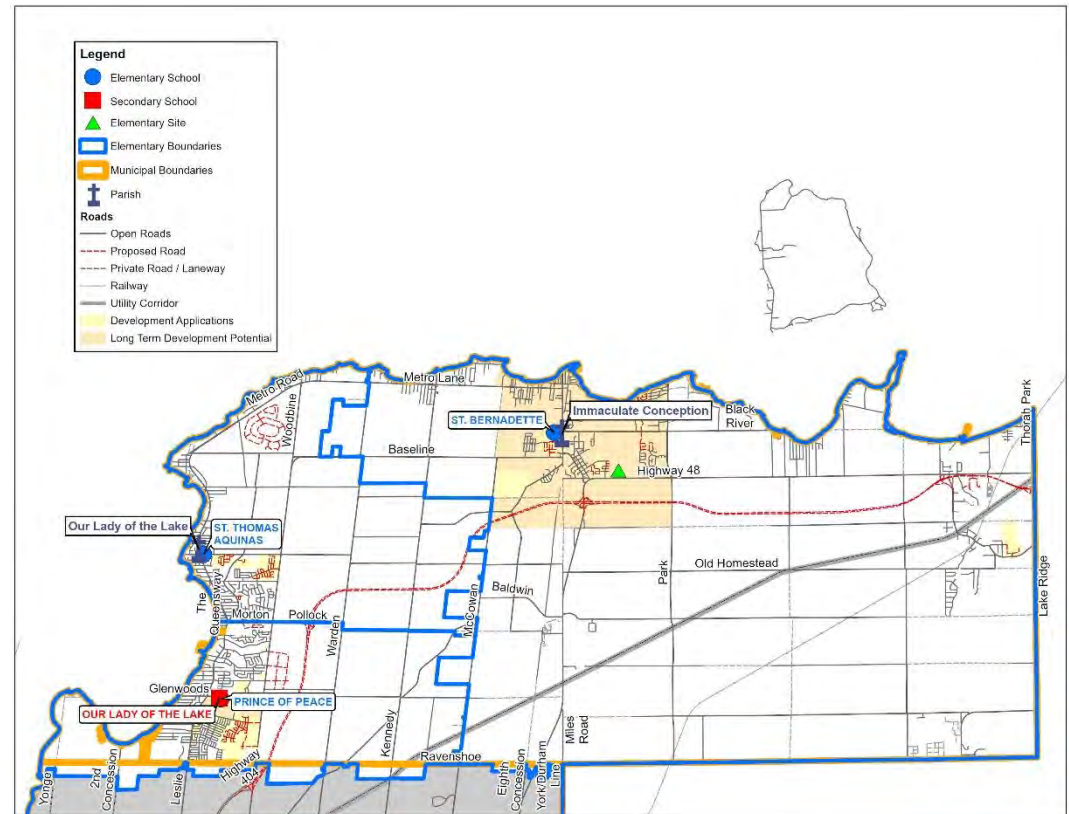
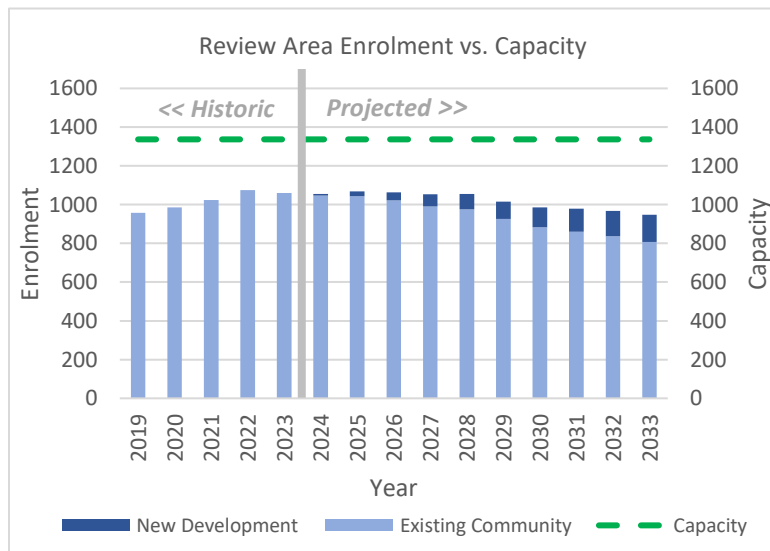
- A boundary review to establish the attendance area for the Queensville elementary school is proposed for the 2025/26 school year
- Continue to monitor enrolment over the long term
- Short term enrolment pressures to be managed through the use of portables



## 7.3 Town of Georgina

### AREA PROFILE

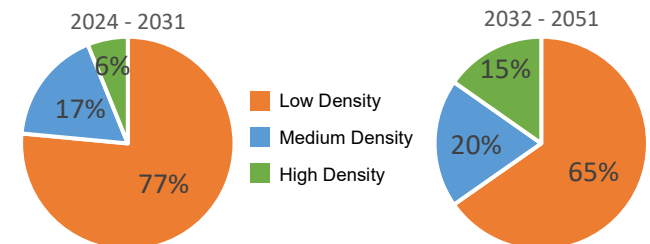
NUMBER OF ELEMENTARY SCHOOLS	4
ENROLMENT TREND (2019-2023)	↓ -11%
CURRENT ENROLMENT	1,060
CURRENT BOARD CAPACITY	1,337
CURRENT AREA UTILIZATION	79%
PROJECTED AREA UTILIZATION (2031)	73%



### FORECASTED NEW RESIDENTIAL UNITS BY DENSITY TYPE

SHORT TERM (2024 – 2031): 1,880

LONG TERM (2031 – 2051): 3,620



### ELEMENTARY REVIEW AREA OVERVIEW

Georgina is York Region's northern most municipality, located along the shores of Lake Simcoe. The review area has a number of small settlement areas located throughout the Town: the largest being Keswick, Sutton and Pepperlaw.

## OUR LADY OF THE LAKE



## PRINCE OF PEACE



## ST. BERNADETTE



### FACILITY

Year Built	2001
Additions	
OTG Capacity	480
Site Size (Acre)	12.2
Child Care	No
B&A Program	No
Adjacent to Park	No
FCI (Assess. Yr.)	13% (2018)

Year Built	1993
Additions	
OTG Capacity	340
Site Size (Acre)	5.9
Child Care	Yes
B&A Program	Yes
Adjacent to Park	No
FCI (Assess. Yr.)	21% (2017)

Year Built	1996
Additions	
OTG Capacity	395
Site Size (Acre)	13.1
Child Care	Yes
B&A Program	Yes
Adjacent to Park	Yes
FCI (Assess. Yr.)	11% (2016)

### PROGRAMS

English	Grade 7 - 8
French Immersion	Grade 7 - 8

English	JK – Grade 6
---------	--------------

English	JK – Grade 6
---------	--------------

### PARISH

Our Lady of the Lake

Our Lady of the Lake

Our Lady of the Lake

### PARTNERSHIPS

Entry to School  
Joint Use Facility (YRDSB and  
Municipal library and pool)

ST. THOMAS AQUINAS



FACILITY

Year Built	2002
Additions	2016
OTG Capacity	441
Site Size (Acre)	6.7
Child Care	No
B&A Program	Yes
Adjacent to Park	Yes
FCI (Assess. Yr.)	5% (2019)

PROGRAMS

English	JK – Grade 6
French Immersion	Grade 1 - 6

PARISH

Our Lady of the Lake

PARTNERSHIPS

## Enrolment Summary (2023-2033)

	Facility Data				Actual Enrolment	Projected October 31st Enrolment									
School Name	Board Capacity	Port	Pak	Capacity with Pak	2023	2024	2025	2026	2027	2028	2029	2030	2031	2032	2033
Our Lady of the Lake (Regular Track)					175	170	191	182	186	202	175	156	168	167	159
Our Lady of the Lake (French Immersion)					31	33	35	37	52	63	62	57	53	53	51
Our Lady of the Lake TOTAL	184	0	0	184	206	203	226	219	238	265	237	213	221	220	210
Prince of Peace	340	0	0	340	254	262	266	272	264	263	263	260	252	246	241
St. Bernadette	372	0	0	372	235	223	210	205	195	186	174	171	170	169	168
St. Thomas Aquinas (Regular Track)					213	207	197	193	189	180	187	188	188	187	187
St. Thomas Aquinas (French Immersion)					152	159	170	176	168	161	154	152	147	145	141
St. Thomas Aquinas TOTAL	441	1	0	441	365	366	367	369	357	341	341	340	335	332	328
TOTAL	1,337	1	0	1,337	1,060	1,054	1,069	1,065	1,054	1,055	1,015	984	978	967	947
Students Over/Under Capacity					-277	-283	-268	-272	-283	-282	-322	-353	-359	-370	-390

## Projected Utilization (2023 – 2033)

School Name	2023	2024	2025	2026	2027	2028	2029	2030	2031	2032	2033
Our Lady of the Lake	112%	110%	123%	119%	129%	144%	129%	116%	120%	120%	114%
Prince of Peace	75%	77%	78%	80%	78%	77%	77%	76%	74%	72%	71%
St. Bernadette	63%	60%	56%	55%	52%	50%	47%	46%	46%	45%	45%
St. Thomas Aquinas	83%	83%	83%	84%	81%	77%	77%	77%	76%	75%	74%
<b>TOTAL</b>	<b>79%</b>	<b>79%</b>	<b>80%</b>	<b>80%</b>	<b>79%</b>	<b>79%</b>	<b>76%</b>	<b>74%</b>	<b>73%</b>	<b>72%</b>	<b>71%</b>

### ENROLMENT SUMMARY

- Prince of Peace, St. Bernadette and St. Thomas Aquinas offer JK - Grade 6 instruction with students in Grade 7-8 attending Our Lady of the Lake
- There is an overall surplus of capacity in this review area
- Enrolment at Our Lady of the Lake is projected to peak in 2028, followed by a period of enrolment decline

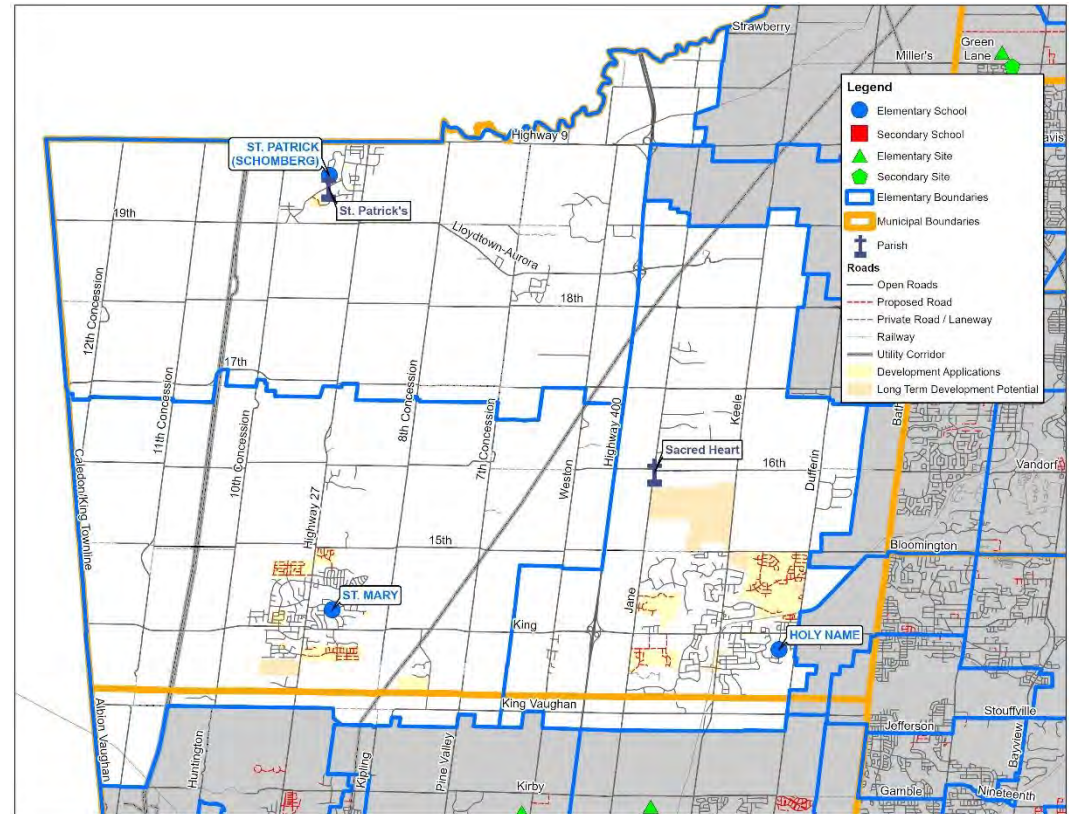
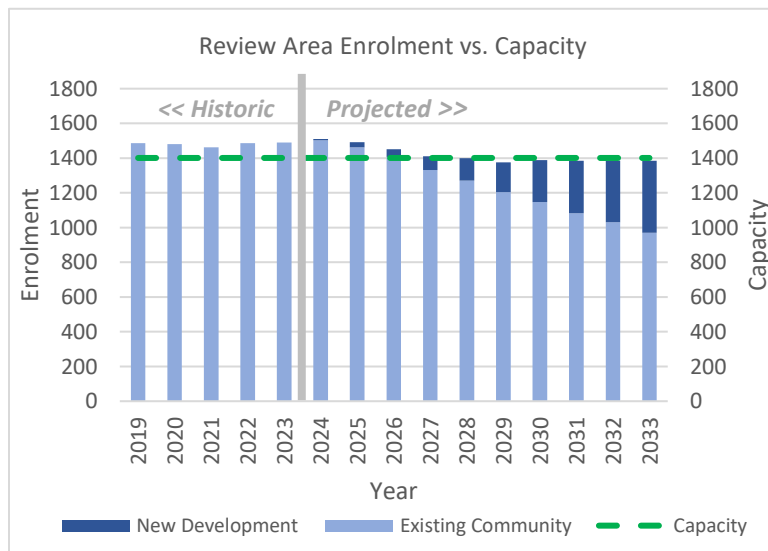
### ACCOMMODATION STRATEGIES

- Enrolment pressures to be managed through the use of portables
- Continue to pursue partnership opportunities to address surplus capacity
- Mothballing of classroom space to reduce operating costs

## 7.4 Township of King

### AREA PROFILE

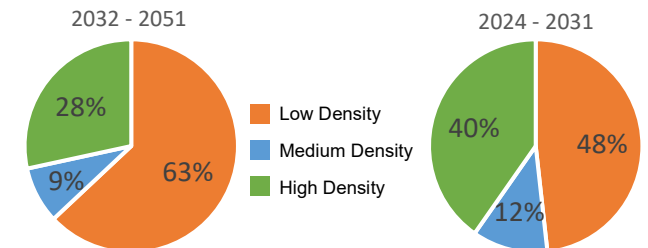
NUMBER OF ELEMENTARY SCHOOLS	3
ENROLMENT TREND (2019-2023)	0%
CURRENT ENROLMENT	1,490
CURRENT BOARD CAPACITY	1,401
CURRENT AREA UTILIZATION	106%
PROJECTED AREA UTILIZATION (2031)	99%



### FORECASTED NEW RESIDENTIAL UNITS BY DENSITY TYPE

SHORT TERM (2024 – 2031): 2,048

LONG TERM (2031 – 2051): 2,303



### ELEMENTARY REVIEW AREA OVERVIEW

Predominantly rural in nature, King is home to 3 major settlement areas: King City, Nobleton and Schomberg, with existing elementary schools within each area. Future development within King City and Nobleton is anticipated, though servicing restrictions in Nobleton may impact the timing and pace of future development.



### HOLY NAME



### ST. MARY



### ST. PATRICK (SCHOMBERG)



#### FACILITY

Year Built 2012  
 Additions  
 OTG Capacity 530  
 Site Size (Acre) 6.0  
 Child Care No  
 B&A Program Yes  
 Adjacent to Park Yes  
 FCI (Assess. Yr.) 1% (2020)

Year Built 1996  
 Additions 2013  
 OTG Capacity 516  
 Site Size (Acre) 10.0  
 Child Care No  
 B&A Program Yes  
 Adjacent to Park No  
 FCI (Assess. Yr.) 7% (2018)

Year Built 1967  
 Additions 1991, 2012  
 OTG Capacity 355  
 Site Size (Acre) 8.4  
 Child Care No  
 B&A Program Yes  
 Adjacent to Park No  
 FCI (Assess. Yr.) 26% (2020)

#### PROGRAMS

English JK – Grade 8

English JK – Grade 8

English JK – Grade 8

#### PARISH

Sacred Heart

St. Mary's Mission

St. Patrick's

#### PARTNERSHIPS

## Enrolment Summary (2023-2033)

	Facility Data				Actual Enrolment	Projected October 31st Enrolment									
School Name	Board Capacity	Port	Pak	Capacity with Pak	2023	2024	2025	2026	2027	2028	2029	2030	2031	2032	2033
Holy Name	530	3	0	530	515	518	500	483	491	514	529	560	580	588	588
St. Mary	516	0	8	700	629	648	655	633	597	574	540	536	521	517	524
St. Patrick, Schomberg	355	0	0	355	346	348	338	335	320	310	305	295	284	282	272
<b>TOTAL</b>	<b>1,401</b>	<b>3</b>	<b>0</b>	<b>1,585</b>	<b>1,490</b>	<b>1,514</b>	<b>1,493</b>	<b>1,451</b>	<b>1,408</b>	<b>1,398</b>	<b>1,374</b>	<b>1,391</b>	<b>1,385</b>	<b>1,387</b>	<b>1,384</b>
Students Over/Under Capacity					89	113	92	50	7	-3	-27	-10	-16	-14	-17

## Projected Utilization (2023 – 2033)

School Name	2023	2024	2025	2026	2027	2028	2029	2030	2031	2032	2033
Holy Name	97%	98%	94%	91%	93%	97%	100%	106%	109%	111%	111%
St. Mary	122%	126%	127%	123%	116%	111%	105%	104%	101%	100%	102%
St. Patrick, Schomberg	97%	98%	95%	94%	90%	87%	86%	83%	80%	79%	77%
<b>TOTAL</b>	<b>106%</b>	<b>108%</b>	<b>107%</b>	<b>104%</b>	<b>100%</b>	<b>100%</b>	<b>98%</b>	<b>99%</b>	<b>99%</b>	<b>99%</b>	<b>99%</b>

### ENROLMENT SUMMARY

- Enrolment in the review area currently exceeds capacity, and is managed through the use of temporary accommodation
- Over the long term, enrolment in the review area is anticipated to decline

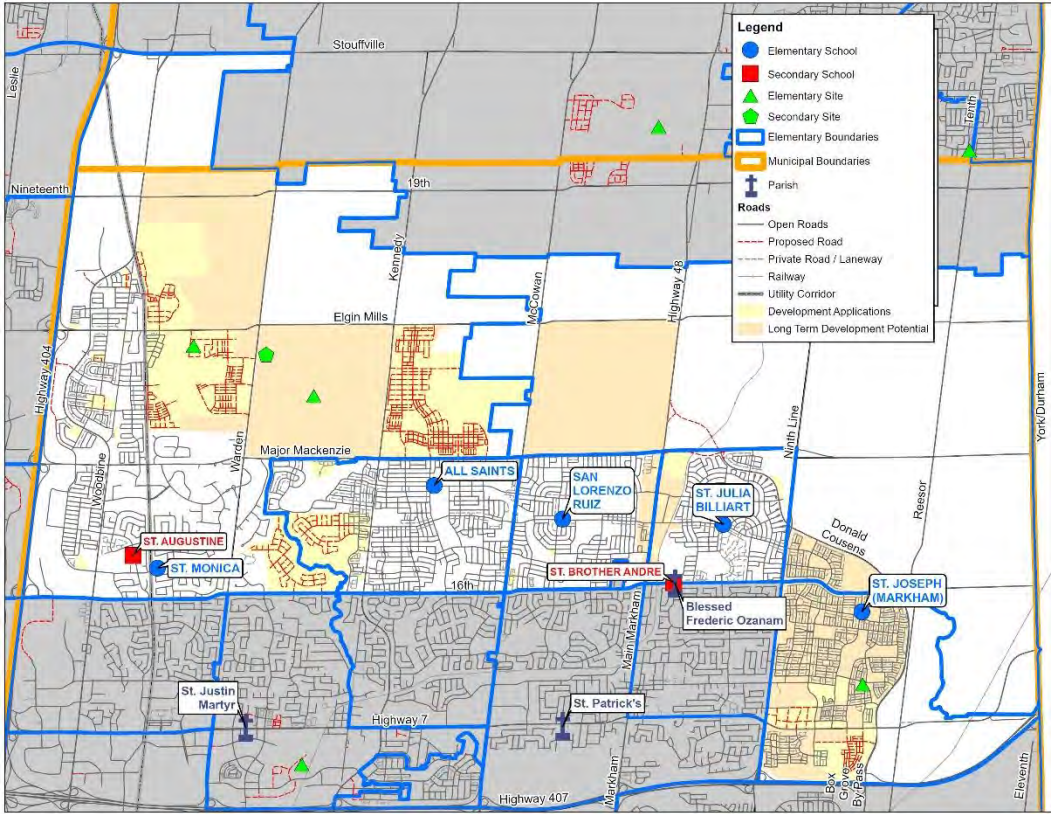
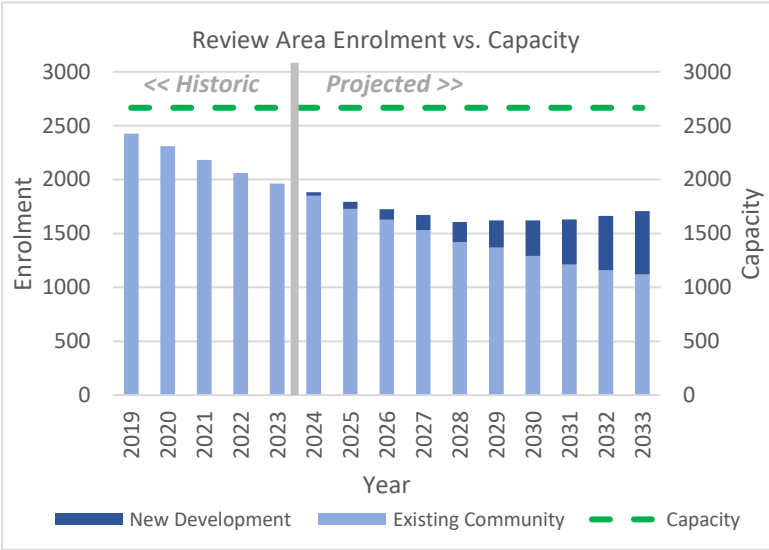
### ACCOMMODATION STRATEGIES

- Enrolment pressures to be managed through the use of portables

# 7.5 City of Markham – North

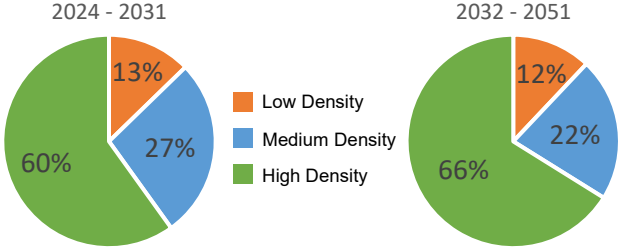
## AREA PROFILE

NUMBER OF ELEMENTARY SCHOOLS	5
ENROLMENT TREND (2019-2023)	↓ -19%
CURRENT ENROLMENT	1,961
CURRENT BOARD CAPACITY	2,666
CURRENT AREA UTILIZATION	74%
PROJECTED AREA UTILIZATION (2031)	61%



### FORECASTED NEW RESIDENTIAL UNITS BY DENSITY TYPE

SHORT TERM (2024 – 2031): 17,578  
LONG TERM (2031 – 2051): 37,236



## ELEMENTARY REVIEW AREA OVERVIEW

The Markham North review area comprises lands north of 16th Avenue from Highway 404 to the York/Durham Line, including the community of Cornell. The review area contains a mix of mature communities with potential new growth through greenfield development areas north of Major Mackenzie Dr, as well as proposed intensification along the Markham Road/Highway 48 corridor.



## School Profiles - Review Area: MARKHAM NORTH

### ALL SAINTS



### SAN LORENZO RUIZ



### ST. JOSEPH (MARKHAM)



#### FACILITY

Year Built 2000  
 Additions  
 OTG Capacity 513  
 Site Size (Acre) 5.0  
 Child Care No  
 B&A Program Yes  
 Adjacent to Park Yes  
 FCI (Assess. Yr.) 12% (2020)

Year Built 2007  
 Additions 2012  
 OTG Capacity 695  
 Site Size (Acre) 4.8  
 Child Care Yes  
 B&A Program Yes  
 Adjacent to Park Yes  
 FCI (Assess. Yr.) 3% (2020)

Year Built 2014  
 Additions  
 OTG Capacity 519  
 Site Size (Acre) 6.0  
 Child Care Yes  
 B&A Program Yes  
 Adjacent to Park Yes  
 FCI (Assess. Yr.) 1% (2020)

#### PROGRAMS

English JK – Grade 8  
 STREAM Centre of Excellence

English JK – Grade 8

English JK – Grade 8

#### PARISH

St. Patrick's

St. Patrick's

Blessed Frederic Ozanam

#### PARTNERSHIPS

EarlyON  
 Entry to School

ST. JULIA BILLIART



ST. MONICA



FACILITY

Year Built	2006	Year Built	1993
Additions	2012	Additions	
OTG Capacity	694	OTG Capacity	441
Site Size (Acre)	5.0	Site Size (Acre)	6.0
Child Care	No	Child Care	Yes
B&A Program	Yes	B&A Program	Yes
Adjacent to Park	Yes	Adjacent to Park	No
FCI (Assess. Yr.)	3% (2020)	FCI (Assess. Yr.)	15% (2017)

PROGRAMS

English	JK – Grade 8	English	JK – Grade 8
PACE	Grade 5 - 8		

PARISH

Blessed Frederic Ozanam	St. Justin Martyr
-------------------------	-------------------

PARTNERSHIPS

YCDSB Adult Continuing Education

## Enrolment Summary (2023-2033)

School Name	Facility Data				Actual Enrolment	Projected October 31st Enrolment									
	Board Capacity	Port	Pak	Capacity with Pak	2023	2024	2025	2026	2027	2028	2029	2030	2031	2032	2033
All Saints	421	0	0	421	242	226	200	184	168	153	153	155	142	152	154
San Lorenzo Ruiz	643	0	0	643	421	394	381	372	347	338	333	315	301	301	273
St. Joseph, Markham	519	7	0	519	584	567	552	538	535	517	522	522	515	499	513
St. Julia Billiart (Regular Track)					328	304	278	259	248	231	227	242	253	269	286
St. Julia Billiart (PACE)					13	26	39	52	52	52	52	52	52	52	52
<b>St. Julia Billiart TOTAL</b>	<b>642</b>	<b>0</b>	<b>0</b>	<b>642</b>	<b>341</b>	<b>330</b>	<b>317</b>	<b>311</b>	<b>300</b>	<b>283</b>	<b>279</b>	<b>294</b>	<b>305</b>	<b>321</b>	<b>338</b>
St. Monica	441	0	0	441	373	363	341	324	318	314	331	339	366	391	427
<b>TOTAL</b>	<b>2,666</b>	<b>7</b>	<b>0</b>	<b>2,666</b>	<b>1,961</b>	<b>1,880</b>	<b>1,791</b>	<b>1,729</b>	<b>1,668</b>	<b>1,605</b>	<b>1,618</b>	<b>1,625</b>	<b>1,629</b>	<b>1,664</b>	<b>1,705</b>
Students Over/Under Capacity					-705	-786	-875	-937	-998	-1,061	-1,048	-1,041	-1,037	-1,002	-961

## Projected Utilization (2023 – 2033)

School Name	2023	2024	2025	2026	2027	2028	2029	2030	2031	2032	2033
All Saints	57%	54%	48%	44%	40%	36%	36%	37%	34%	36%	37%
San Lorenzo Ruiz	65%	61%	59%	58%	54%	53%	52%	49%	47%	47%	42%
St. Joseph, Markham	113%	109%	106%	104%	103%	100%	101%	101%	99%	96%	99%
St. Julia Billiart	53%	51%	49%	48%	47%	44%	43%	46%	48%	50%	53%
St. Monica	85%	82%	77%	73%	72%	71%	75%	77%	83%	89%	97%
<b>TOTAL</b>	<b>74%</b>	<b>71%</b>	<b>67%</b>	<b>65%</b>	<b>63%</b>	<b>60%</b>	<b>61%</b>	<b>61%</b>	<b>61%</b>	<b>62%</b>	<b>64%</b>

### ENROLMENT SUMMARY

- There is an overall surplus of capacity in this review area
- It is estimated that this review area will have over 950 surplus pupil spaces by 2033
- Future development north of Major Mackenzie Drive is anticipated to generate enrolment over the long term

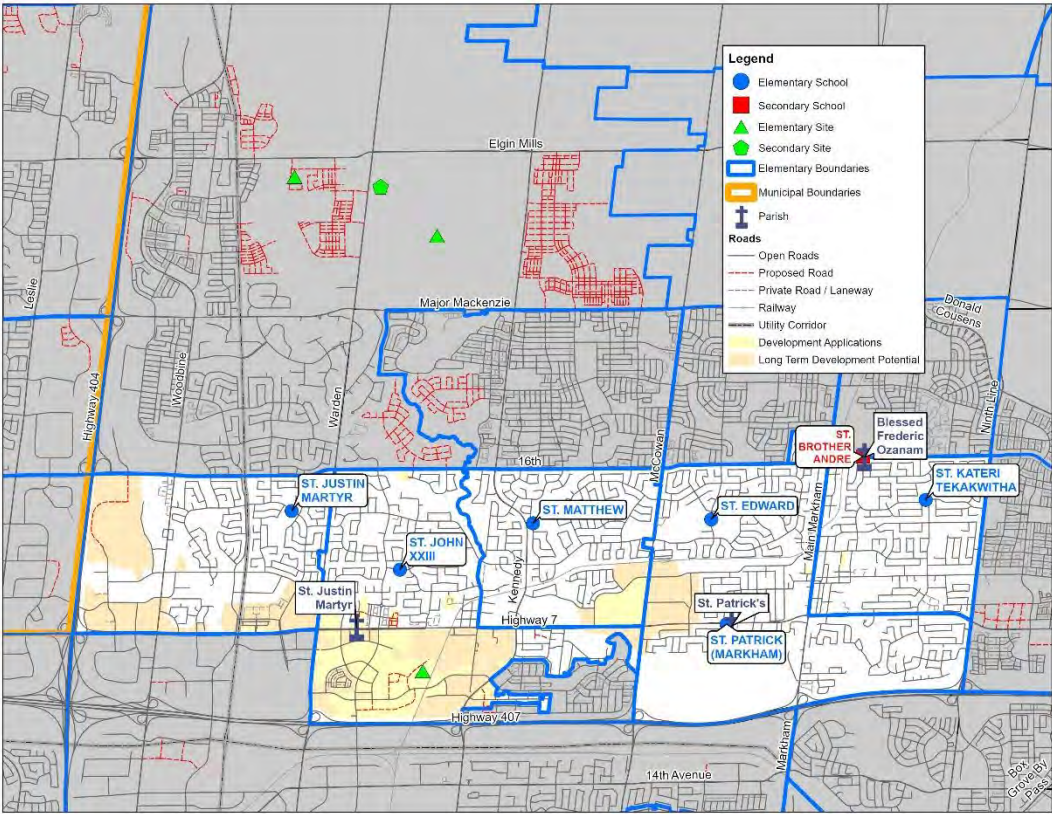
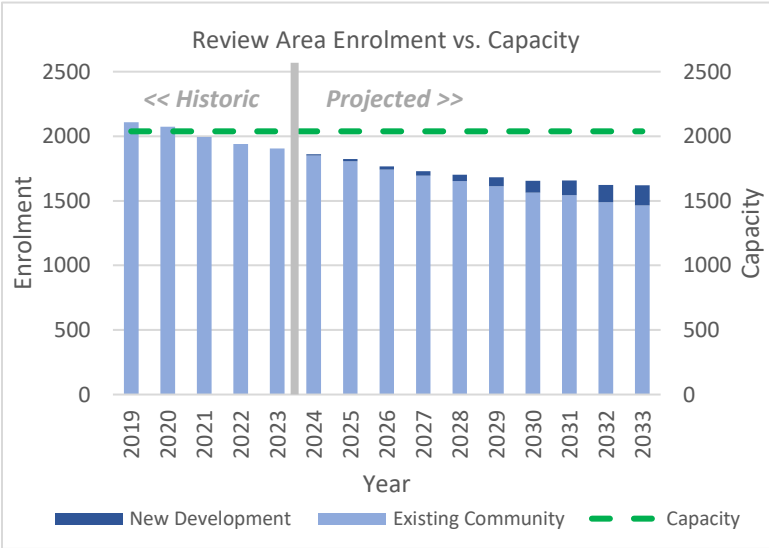
### ACCOMMODATION STRATEGIES

- Boundary change to redirect future growth from St. Monica to All Saints to balance enrolment in the area
- Continue to pursue partnership opportunities to address surplus capacity
- Mothballing of classroom space to reduce operating costs

# 7.6 City of Markham – Centre

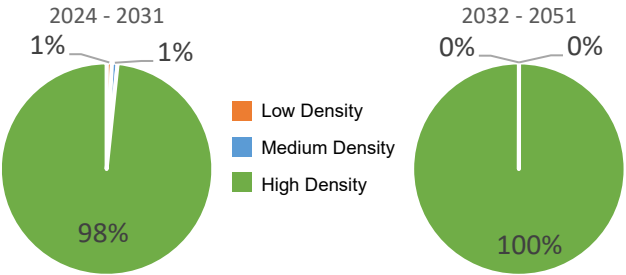
## AREA PROFILE

NUMBER OF ELEMENTARY SCHOOLS	6
ENROLMENT TREND (2019-2023)	↓ -10%
CURRENT ENROLMENT	1,905
CURRENT BOARD CAPACITY	2,038
CURRENT AREA UTILIZATION	93%
PROJECTED AREA UTILIZATION (2031)	81%



### FORECASTED NEW RESIDENTIAL UNITS BY DENSITY TYPE

SHORT TERM (2024 – 2031): 9,317  
LONG TERM (2031 – 2051): 39,597



## ELEMENTARY REVIEW AREA OVERVIEW

The Markham Centre review area is generally bound by 16th Avenue and Highway 7 to the north and south, Highway 404 to the west and Ninth Line to the east. The review area has undergone significant high density development along the Highway 7 corridor that will continue over the long term.

## School Profiles - Review Area: MARKHAM CENTRE

### ST. EDWARD



### ST. JOHN XXIII



### ST. JUSTIN MARTYR



#### FACILITY

Year Built	1986
Additions	1999
OTG Capacity	392
Site Size (Acre)	5.0
Child Care	No
B&A Program	Yes
Adjacent to Park	Yes
FCI (Assess. Yr.)	17% (2017)

Year Built	1972
Additions	1980
OTG Capacity	291
Site Size (Acre)	6.2
Child Care	No
B&A Program	Yes
Adjacent to Park	No
FCI (Assess. Yr.)	49% (2020)

Year Built	1988
Additions	
OTG Capacity	398
Site Size (Acre)	6.0
Child Care	No
B&A Program	Yes
Adjacent to Park	Yes
FCI (Assess. Yr.)	19% (2018)

#### PROGRAMS

French Immersion    Grade 1 - 8

English    JK – Grade 8  
French Immersion    Grade 1 - 8

English    JK – Grade 8  
PACE    Grade 5 - 8

#### PARISH

St. Patrick's

St. Justin Martyr

St. Justin Martyr

#### PARTNERSHIPS



### ST. KATERI TEKAKWITHA



### ST. MATTHEW



### ST. PATRICK (MARKHAM)



#### FACILITY

Year Built 1982  
 Additions 1999  
 OTG Capacity 340  
 Site Size (Acre) 5.0  
 Child Care No  
 B&A Program Yes  
 Adjacent to Park Yes  
 FCI (Assess. Yr.) 21% (2018)

Year Built 1984  
 Additions 1999  
 OTG Capacity 392  
 Site Size (Acre) 5.0  
 Child Care No  
 B&A Program No  
 Adjacent to Park Yes  
 FCI (Assess. Yr.) 25% (2016)

Year Built 1958  
 Additions 1962, 1969, 1984, 2016  
 OTG Capacity 317  
 Site Size (Acre) 3.3  
 Child Care No  
 B&A Program Yes  
 Adjacent to Park No  
 FCI (Assess. Yr.) 33% (2017)

#### PROGRAMS

English JK – Grade 8

English JK – Grade 8

English JK – Grade 8

#### PARISH

Blessed Frederic Ozanam

St. Justin Martyr

St. Patrick's

#### PARTNERSHIPS

Child Care Operator Office  
 Giant Steps

## Enrolment Summary (2023-2033)

School Name	Facility Data				Actual Enrolment	Projected October 31st Enrolment									
	Board Capacity	Port	Pak	Capacity with Pak	2023	2024	2025	2026	2027	2028	2029	2030	2031	2032	2033
St. Edward	392	1	0	392	281	248	235	222	218	218	215	213	216	211	210
St. John XXIII (Regular Track)					151	148	158	154	152	160	175	183	197	199	207
St. John XXIII (French Immersion)					133	133	131	134	134	139	144	148	151	153	149
<b>St. John XXIII TOTAL</b>	<b>291</b>	<b>0</b>	<b>0</b>	<b>291</b>	<b>284</b>	<b>281</b>	<b>289</b>	<b>288</b>	<b>286</b>	<b>299</b>	<b>319</b>	<b>331</b>	<b>348</b>	<b>352</b>	<b>356</b>
St. Justin Martyr (Regular Track)					522	526	514	512	519	482	457	428	420	386	376
St. Justin Martyr (PACE)					140	146	152	149	149	149	149	149	149	149	149
<b>St. Justin Martyr TOTAL</b>	<b>398</b>	<b>6</b>	<b>6</b>	<b>536</b>	<b>662</b>	<b>672</b>	<b>666</b>	<b>661</b>	<b>668</b>	<b>631</b>	<b>606</b>	<b>577</b>	<b>569</b>	<b>535</b>	<b>525</b>
St. Kateri Tekakwitha	340	0	0	340	279	276	278	257	235	243	232	235	239	242	240
St. Matthew	300	0	0	300	123	112	106	96	90	93	93	87	92	93	101
St. Patrick, Markham	317	2	0	317	276	272	247	241	230	219	217	210	194	190	188
<b>TOTAL</b>	<b>2,038</b>	<b>9</b>	<b>6</b>	<b>2,176</b>	<b>1,905</b>	<b>1,861</b>	<b>1,821</b>	<b>1,765</b>	<b>1,727</b>	<b>1,703</b>	<b>1,682</b>	<b>1,653</b>	<b>1,658</b>	<b>1,623</b>	<b>1,620</b>
Students Over/Under Capacity					-133	-177	-217	-273	-311	-335	-356	-385	-380	-415	-418

## Projected Utilization (2023 – 2033)

School Name	2023	2024	2025	2026	2027	2028	2029	2030	2031	2032	2033
St. Edward	72%	63%	60%	57%	56%	56%	55%	54%	55%	54%	54%
St. John XXIII	98%	97%	99%	99%	98%	103%	110%	114%	120%	121%	122%
St. Justin Martyr	166%	169%	167%	166%	168%	159%	152%	145%	143%	134%	132%
St. Kateri Tekakwitha	82%	81%	82%	76%	69%	71%	68%	69%	70%	71%	71%
St. Matthew	41%	37%	35%	32%	30%	31%	31%	29%	31%	31%	34%
St. Patrick, Markham	87%	86%	78%	76%	73%	69%	68%	66%	61%	60%	59%
<b>TOTAL</b>	<b>93%</b>	<b>91%</b>	<b>89%</b>	<b>87%</b>	<b>85%</b>	<b>84%</b>	<b>83%</b>	<b>81%</b>	<b>81%</b>	<b>80%</b>	<b>79%</b>

### ENROLMENT SUMMARY

- While there is an overall surplus of capacity in this review area, the area has schools with both high and low enrolment
- The area has 2 French Immersion programs within close proximity to one another
- All Saints is projected to decline to a point of being considered a smaller school (less than 230 pupils)

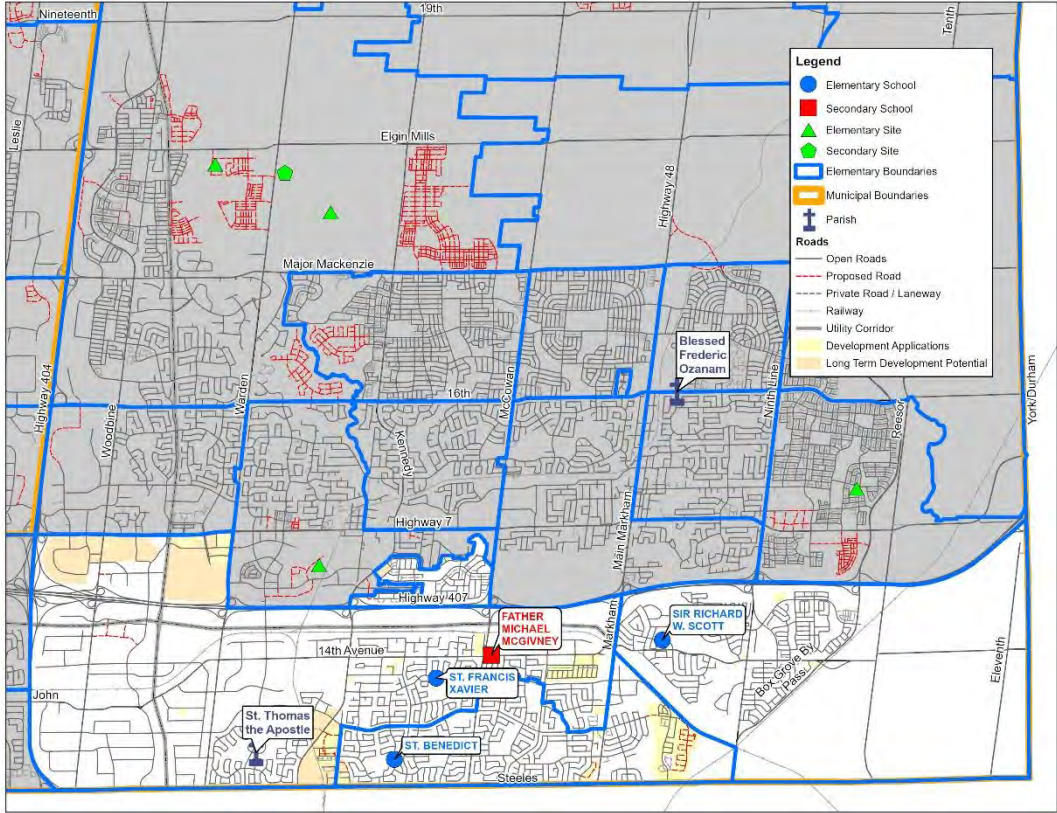
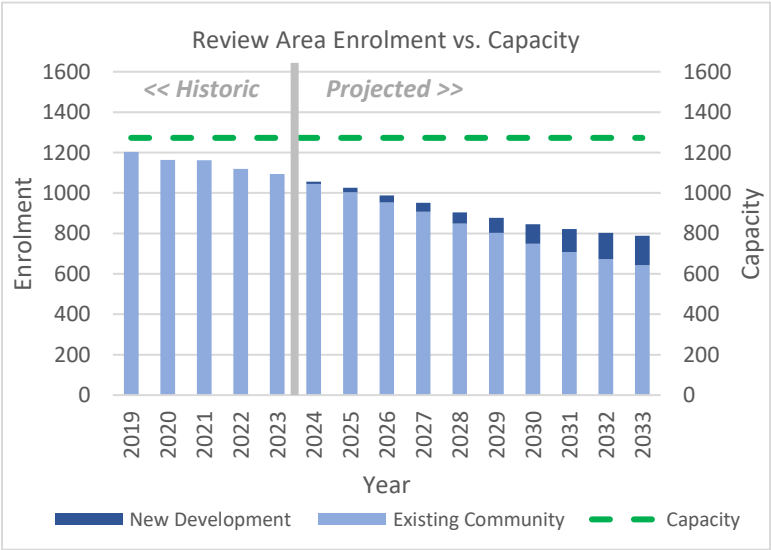
### ACCOMMODATION STRATEGIES

- Continue to pursue partnership opportunities to address surplus capacity
- Mothballing of classroom space to reduce operating costs
- A review of French Immersion locations to ensure viable program delivery
- Possible future accommodation reviews to address smaller schools

# 7.7 City of Markham – South

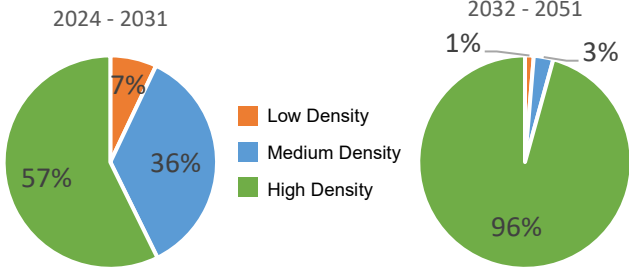
## AREA PROFILE

NUMBER OF ELEMENTARY SCHOOLS	3
ENROLMENT TREND (2019-2023)	↓ -9%
CURRENT ENROLMENT	1,094
CURRENT BOARD CAPACITY	1,273
CURRENT AREA UTILIZATION	86%
PROJECTED AREA UTILIZATION (2031)	65%



### FORECASTED NEW RESIDENTIAL UNITS BY DENSITY TYPE

SHORT TERM (2024 – 2031): 2,990  
LONG TERM (2031 – 2051): 9,304



## ELEMENTARY REVIEW AREA OVERVIEW

The Markham south review area includes 3 school communities located south of Highway 407, including the western part of the Markham Centre Secondary Plan area. The lands south of Highway 407 consist primarily of low density residential dwellings. Higher density developments are planned along Kennedy Road, north of Steeles (Milliken Secondary Plan) and Markham Centre, south of Highway 7.



## School Profiles - Review Area: MARKHAM SOUTH

### SIR RICHARD W. SCOTT



### ST. BENEDICT



### ST. FRANCIS XAVIER



#### FACILITY

Year Built 1999  
 Additions  
 OTG Capacity 317  
 Site Size (Acre) 6.1  
 Child Care No  
 B&A Program Yes  
 Adjacent to Park Yes  
 FCI (Assess. Yr.) 17% (2019)

Year Built 1984  
 Additions 1985,1999  
 OTG Capacity 409  
 Site Size (Acre) 4.9  
 Child Care No  
 B&A Program Yes  
 Adjacent to Park Yes  
 FCI (Assess. Yr.) 36% (2020)

Year Built 1987  
 Additions 1999  
 OTG Capacity 573  
 Site Size (Acre) 6.0  
 Child Care No  
 B&A Program Yes  
 Adjacent to Park Yes  
 FCI (Assess. Yr.) 19% (2020)

#### PROGRAMS

English JK – Grade 8

English JK – Grade 8

English JK – Grade 8  
 French Immersion Grade 1 - 8

#### PARISH

Blessed Frederic Ozanam

St. Thomas the Apostle

St. Thomas the Apostle

#### PARTNERSHIPS

Entry to School

## Enrolment Summary (2023-2033)

School Name	Facility Data				Actual Enrolment	Projected October 31st Enrolment									
	Board Capacity	Port	Pak	Capacity with Pak	2023	2024	2025	2026	2027	2028	2029	2030	2031	2032	2033
Sir Richard W. Scott	291	0	8	475	236	224	213	201	195	177	165	159	148	142	134
St. Benedict	409	0	0	409	359	346	336	327	310	293	278	256	242	238	230
St. Francis Xavier (Regular Track)					356	336	326	306	294	284	287	281	287	279	283
St. Francis Xavier (French Immersion)					143	150	154	155	155	150	147	149	148	145	143
<b>St. Francis Xavier TOTAL</b>	<b>573</b>	<b>0</b>	<b>0</b>	<b>573</b>	<b>499</b>	<b>486</b>	<b>480</b>	<b>461</b>	<b>449</b>	<b>434</b>	<b>434</b>	<b>430</b>	<b>435</b>	<b>424</b>	<b>426</b>
<b>TOTAL</b>	<b>1,273</b>	<b>0</b>	<b>0</b>	<b>1,457</b>	<b>1,094</b>	<b>1,056</b>	<b>1,029</b>	<b>989</b>	<b>954</b>	<b>904</b>	<b>877</b>	<b>845</b>	<b>825</b>	<b>804</b>	<b>790</b>
Students Over/Under Capacity					-179	-217	-244	-284	-319	-369	-396	-428	-448	-469	-483

## Projected Utilization (2023 – 2033)

School Name	2023	2024	2025	2026	2027	2028	2029	2030	2031	2032	2033
Sir Richard W. Scott	81%	77%	73%	69%	67%	61%	57%	55%	51%	49%	46%
St. Benedict	88%	85%	82%	80%	76%	72%	68%	63%	59%	58%	56%
St. Francis Xavier	87%	85%	84%	80%	78%	76%	76%	75%	76%	74%	74%
<b>TOTAL</b>	<b>86%</b>	<b>83%</b>	<b>81%</b>	<b>78%</b>	<b>75%</b>	<b>71%</b>	<b>69%</b>	<b>66%</b>	<b>65%</b>	<b>63%</b>	<b>62%</b>

### ENROLMENT SUMMARY

- Enrolment in the review area has declined over the past several years and is anticipated to continue to decline over the next 10 years
- By 2033, it is estimated that there will be over 400 surplus pupil spaces in the Markham south review area
- Enrolment at Sir Richard W. Scott is less than 250 students and is anticipated to continue to decline over the long term

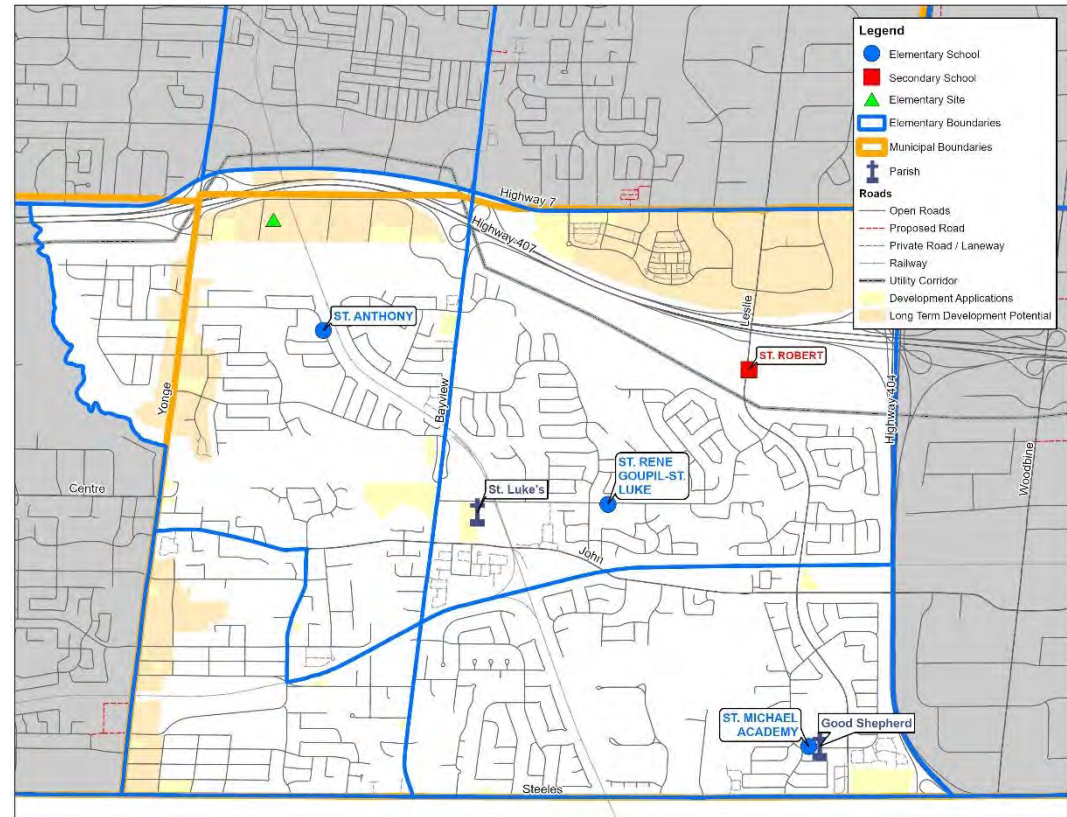
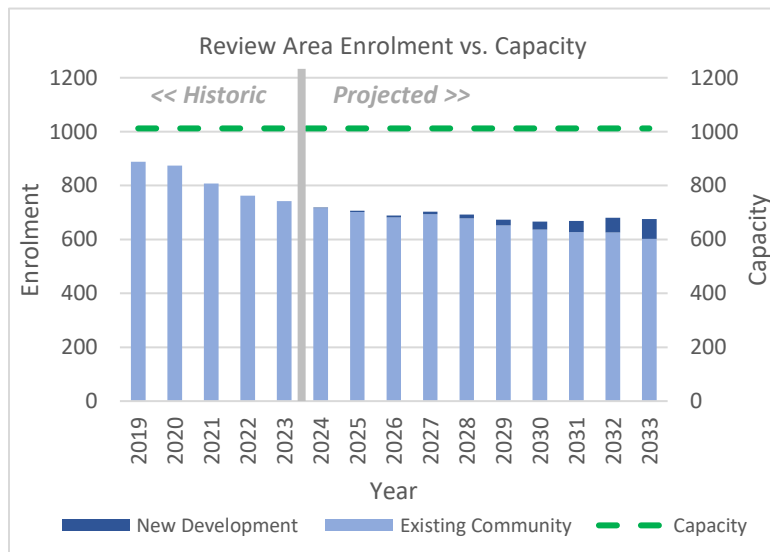
### ACCOMMODATION STRATEGIES

- Continue to pursue partnership opportunities to address surplus capacity
- Removal of 8 classroom portapak at Sir Richard W. Scott
- Mothballing of classroom space to reduce operating costs

## 7.8 City of Markham – Thornhill

### AREA PROFILE

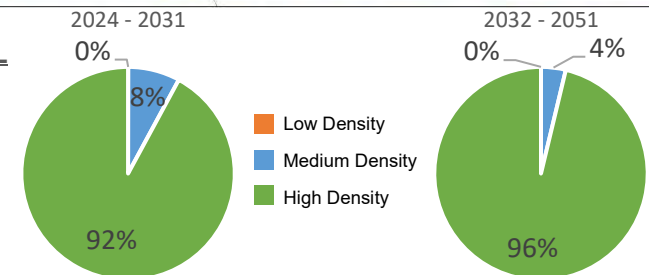
NUMBER OF ELEMENTARY SCHOOLS	3
ENROLMENT TREND (2019-2023)	↓ -16%
CURRENT ENROLMENT	742
CURRENT BOARD CAPACITY	1,012
CURRENT AREA UTILIZATION	73%
PROJECTED AREA UTILIZATION (2031)	66%



### FORECASTED NEW RESIDENTIAL UNITS BY DENSITY TYPE

SHORT TERM (2024 – 2031): 6,759

LONG TERM (2031 – 2051): 28,181



### ELEMENTARY REVIEW AREA OVERVIEW

This review area is comprised of the Markham portion of Thornhill, and includes a mix of mature communities and ongoing residential intensification. The provincial government has designated a portion of the Langstaff Gateway as a Transit Oriented Community to facilitate increased residential densities to support the Yonge North Subway Extension into York Region.

### ST. ANTHONY



### ST. MICHAEL



### ST. RENE GOUPIL-ST. LUKE



#### FACILITY

Year Built 1970  
 Additions 1980  
 OTG Capacity 349  
 Site Size (Acre) 4.0  
 Child Care No  
 B&A Program Yes  
 Adjacent to Park No  
 FCI (Assess. Yr.) 12% (2016)

Year Built 2012  
 Additions  
 OTG Capacity 432  
 Site Size (Acre) 4.7  
 Child Care No  
 B&A Program Yes  
 Adjacent to Park No  
 FCI (Assess. Yr.) 1% (2020)

Year Built 1982  
 Additions 1999  
 OTG Capacity 231  
 Site Size (Acre) 5.0  
 Child Care Yes  
 B&A Program Yes  
 Adjacent to Park Yes  
 FCI (Assess. Yr.) 21% (2018)

#### PROGRAMS

English JK – Grade 8  
 French Immersion Grade 1 - 8

English JK – Grade 8  
 Elementary Regional Arts Program Grade 4 - 8

English JK – Grade 8

#### PARISH

St. Luke's

Good Shepherd

St. Luke's

#### PARTNERSHIPS

Entry to School

## Enrolment Summary (2023-2033)

School Name	Facility Data				Actual Enrolment	Projected October 31st Enrolment									
	Board Capacity	Port	Pak	Capacity with Pak	2023	2024	2025	2026	2027	2028	2029	2030	2031	2032	2033
St. Anthony (Regular Track)					94	91	88	86	90	86	81	88	90	97	103
St. Anthony (French Immersion)					123	113	113	113	116	114	111	108	112	110	109
<b>St. Anthony TOTAL</b>	<b>349</b>	<b>0</b>	<b>0</b>	<b>349</b>	<b>217</b>	<b>204</b>	<b>201</b>	<b>199</b>	<b>206</b>	<b>200</b>	<b>192</b>	<b>196</b>	<b>202</b>	<b>207</b>	<b>212</b>
St. Michael	432	0	0	432	279	261	253	248	246	242	236	233	232	238	235
St. Rene Goupil-St. Luke	231	2	0	231	246	256	251	242	254	250	245	238	234	235	226
<b>TOTAL</b>	<b>1,012</b>	<b>2</b>	<b>0</b>	<b>1,012</b>	<b>742</b>	<b>721</b>	<b>705</b>	<b>689</b>	<b>706</b>	<b>692</b>	<b>673</b>	<b>667</b>	<b>668</b>	<b>680</b>	<b>673</b>
Students Over/Under Capacity					-270	-291	-307	-323	-306	-320	-339	-345	-344	-332	-339

## Projected Utilization (2023 – 2033)

School Name	2023	2024	2025	2026	2027	2028	2029	2030	2031	2032	2033
St. Anthony	62%	58%	58%	57%	59%	57%	55%	56%	58%	59%	61%
St. Michael	65%	60%	59%	57%	57%	56%	55%	54%	54%	55%	54%
St. Rene Goupil-St. Luke	106%	111%	109%	105%	110%	108%	106%	103%	101%	102%	98%
<b>TOTAL</b>	<b>73%</b>	<b>71%</b>	<b>70%</b>	<b>68%</b>	<b>70%</b>	<b>68%</b>	<b>67%</b>	<b>66%</b>	<b>66%</b>	<b>67%</b>	<b>67%</b>

### ENROLMENT SUMMARY

- Enrolment in the review area has declined by almost 150 students (16%) over the past 5 years
- The regular track (English) program at St. Anthony is currently less than 100 students and is projected to remain under 100 students over the next 8-10 years
- All schools are projected to become smaller schools over the projection period

### ACCOMMODATION STRATEGIES

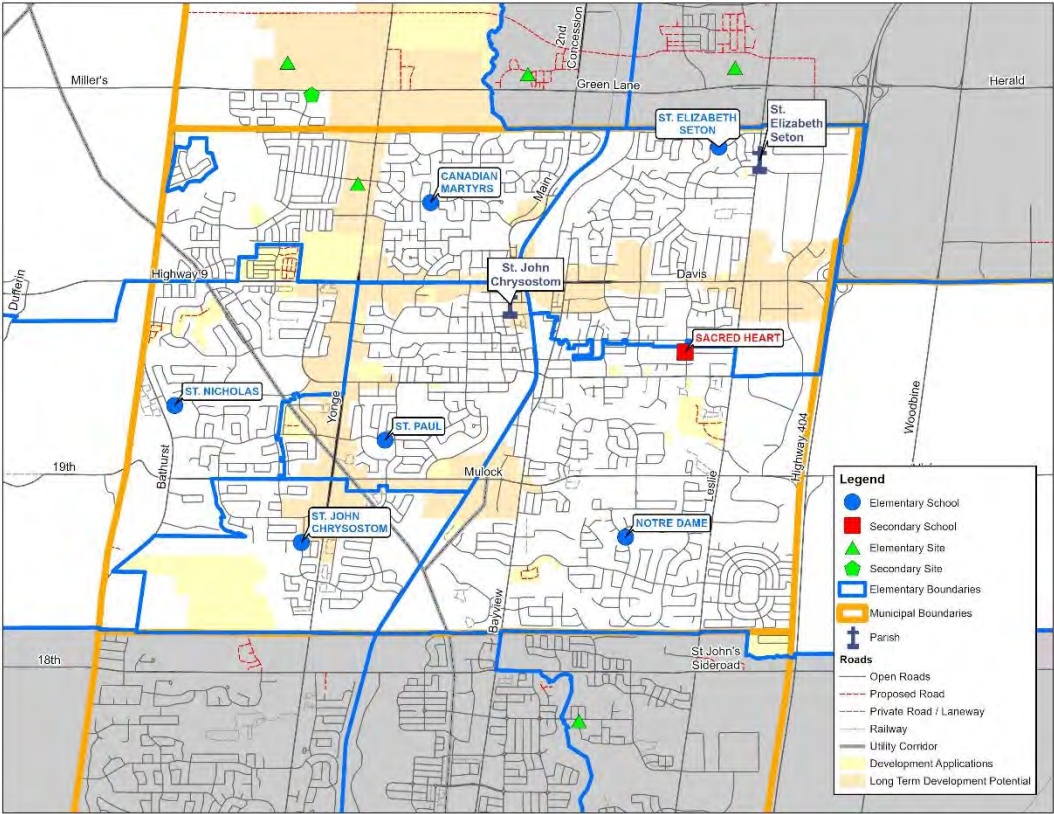
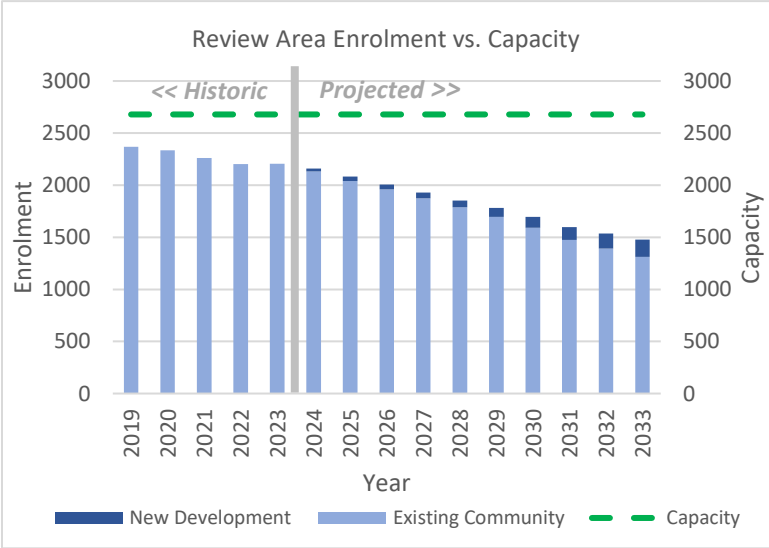
- Continue to pursue partnership opportunities to address surplus capacity
- Mothballing of classroom space to reduce operating costs
- Monitor the long term impact of high density development within Langstaff Gateway for a possible future school accommodation needs



# 7.9 Town of Newmarket

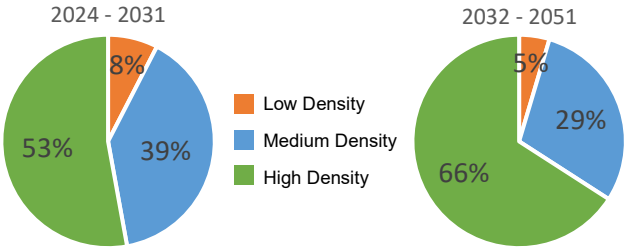
## AREA PROFILE

NUMBER OF ELEMENTARY SCHOOLS	6
ENROLMENT TREND (2019-2023)	↓ -7%
CURRENT ENROLMENT	2,205
CURRENT BOARD CAPACITY	2,679
CURRENT AREA UTILIZATION	82%
PROJECTED AREA UTILIZATION (2031)	60%



### FORECASTED NEW RESIDENTIAL UNITS BY DENSITY TYPE

SHORT TERM (2024 – 2031): 2,917  
LONG TERM (2031 – 2051): 16,719



## ELEMENTARY REVIEW AREA OVERVIEW

This review area is comprised of 6 elementary schools within the Town of Newmarket. Newmarket is comprised primarily of low density dwellings throughout the Town. Intensification is planned along the Yonge Street and Davis Drive corridor over the long term.

## School Profiles - Review Area: NEWMARKET

### CANADIAN MARTYRS



### NOTRE DAME



### ST. ELIZABETH SETON



#### FACILITY

Year Built 1985  
 Additions 2016  
 OTG Capacity 494  
 Site Size (Acre) 5.0  
 Child Care No  
 B&A Program Yes  
 Adjacent to Park Yes  
 FCI (Assess. Yr.) 9% (2018)

Year Built 1999  
 Additions  
 OTG Capacity 582  
 Site Size (Acre) 6.0  
 Child Care No  
 B&A Program Yes  
 Adjacent to Park Yes  
 FCI (Assess. Yr.) 12% (2019)

Year Built 1988  
 Additions  
 OTG Capacity 444  
 Site Size (Acre) 5.0  
 Child Care No  
 B&A Program Yes  
 Adjacent to Park No  
 FCI (Assess. Yr.) 8% (2016)

#### PROGRAMS

English JK – Grade 8

English JK – Grade 8

English JK – Grade 8  
 French Immersion Grade 1 - 8

#### PARISH

St. John Chrysostom

St. John Chrysostom

St. Elizabeth

#### PARTNERSHIPS

### ST. JOHN CHRYSOSTOM



### ST. NICHOLAS



### ST. PAUL



#### FACILITY

Year Built 2003  
 Additions  
 OTG Capacity 479  
 Site Size (Acre) 4.8  
 Child Care No  
 B&A Program Yes  
 Adjacent to Park Yes  
 FCI (Assess. Yr.) 5% (2019)

Year Built 1994  
 Additions  
 OTG Capacity 441  
 Site Size (Acre) 7.3  
 Child Care Yes  
 B&A Program Yes  
 Adjacent to Park Yes  
 FCI (Assess. Yr.) 13% (2016)

Year Built 1975  
 Additions 1979  
 OTG Capacity 383  
 Site Size (Acre) 5.0  
 Child Care No  
 B&A Program Yes  
 Adjacent to Park Yes  
 FCI (Assess. Yr.) 39% (2018)

#### PROGRAMS

English JK – Grade 8

English JK – Grade 8

English JK – Grade 8

#### PARISH

St. John Chrysostom

St. John Chrysostom

St. John Chrysostom

#### PARTNERSHIPS

Entry to School

EarlyON  
 YCDSB Adult Continuing Education



## Enrolment Summary (2023-2033)

	Facility Data				Actual Enrolment	Projected October 31st Enrolment									
School Name	Board Capacity	Port	Pak	Capacity with Pak	2023	2024	2025	2026	2027	2028	2029	2030	2031	2032	2033
Canadian Martyrs	494	2	0	494	532	512	482	463	437	415	387	356	318	305	282
Notre Dame	582	0	0	582	439	418	411	393	376	363	353	340	316	302	287
St. Elizabeth Seton (Regular Track)					182	183	176	169	167	159	138	124	117	112	105
St. Elizabeth Seton (French Immersion)					321	309	287	283	283	278	278	269	263	255	247
St. Elizabeth Seton TOTAL	444	4	0	444	503	492	463	452	450	437	416	393	380	367	352
St. John Chrysostom	453	0	0	453	222	215	196	187	171	160	164	161	149	151	154
St. Nicholas	441	0	0	441	380	402	409	397	382	372	363	350	334	315	301
St. Paul (Regular Track)					117	119	116	112	109	106	100	102	105	100	103
St. Paul (PACE)					12	0	0	0	0	0	0	0	0	0	0
St. Paul TOTAL	265	0	0	265	129	119	116	112	109	106	100	102	105	100	103
TOTAL	2,679	6	0	2,679	2,205	2,158	2,077	2,004	1,925	1,853	1,783	1,702	1,602	1,540	1,479
Students Over/Under Capacity					-474	-521	-602	-675	-754	-826	-896	-977	-1,077	-1,139	-1,200

## Projected Utilization (2023 – 2033)

School Name	2023	2024	2025	2026	2027	2028	2029	2030	2031	2032	2033
Canadian Martyrs	108%	104%	98%	94%	88%	84%	78%	72%	64%	62%	57%
Notre Dame	75%	72%	71%	68%	65%	62%	61%	58%	54%	52%	49%
St. Elizabeth Seton	113%	111%	104%	102%	101%	98%	94%	89%	86%	83%	79%
St. John Chrysostom	49%	47%	43%	41%	38%	35%	36%	36%	33%	33%	34%
St. Nicholas	86%	91%	93%	90%	87%	84%	82%	79%	76%	71%	68%
St. Paul	49%	45%	44%	42%	41%	40%	38%	38%	40%	38%	39%
<b>TOTAL</b>	<b>82%</b>	<b>81%</b>	<b>78%</b>	<b>75%</b>	<b>72%</b>	<b>69%</b>	<b>67%</b>	<b>64%</b>	<b>60%</b>	<b>57%</b>	<b>55%</b>

### ENROLMENT SUMMARY

- Enrolment in the area has declined by over 150 students over the last 5 years
- There are currently over 450 surplus pupil spaces throughout the review area
- By 2033, it is anticipated that there will be 1,200 surplus pupil spaces in the review area

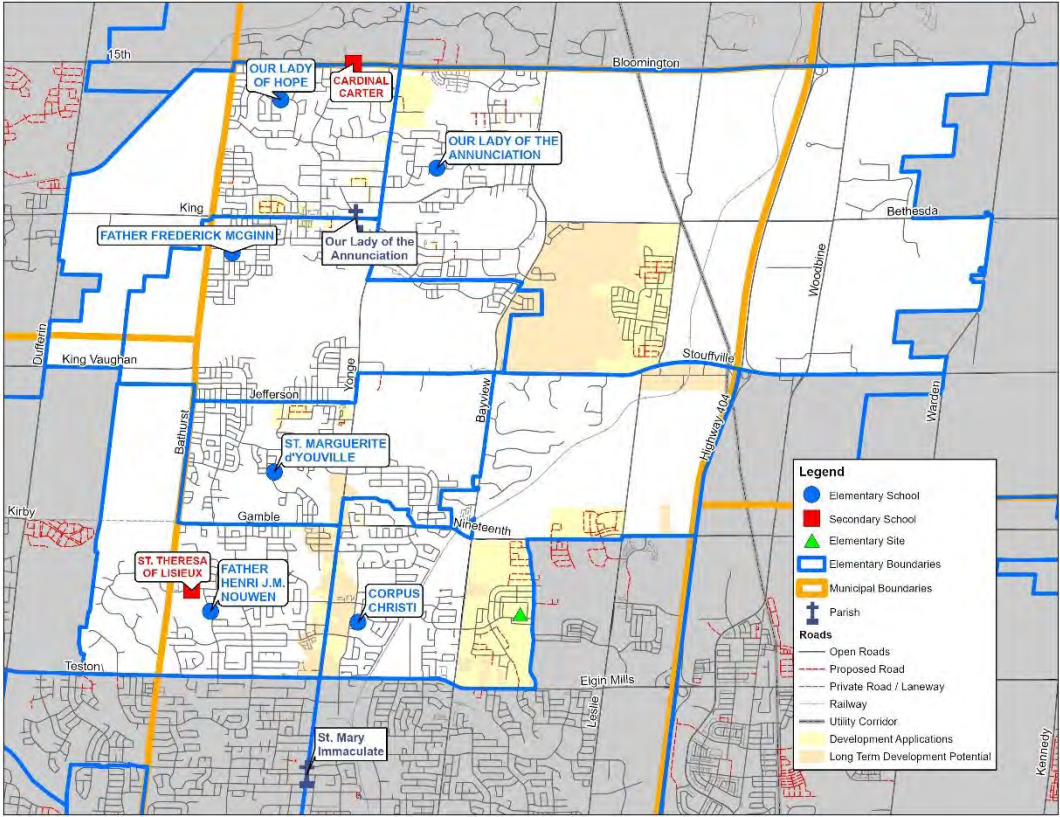
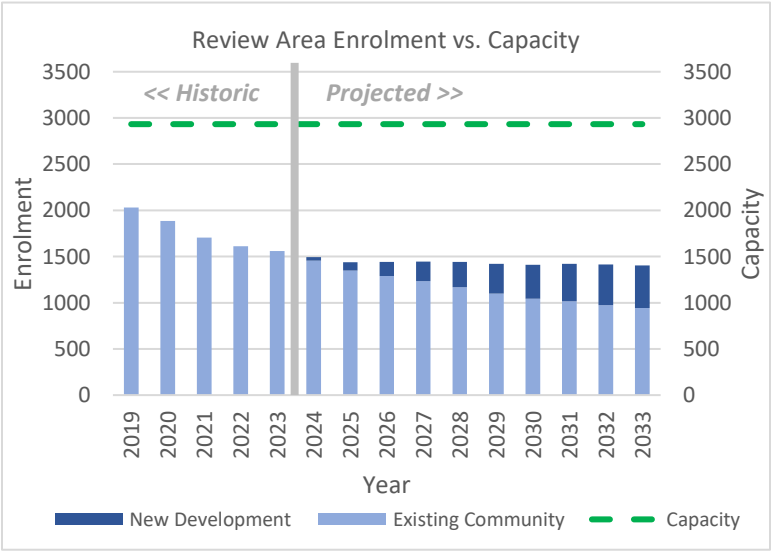
### ACCOMMODATION STRATEGIES

- Continue to pursue partnership opportunities to address surplus capacity
- Mothballing of classroom space to reduce operating costs
- Future pupil accommodation review(s) to address smaller schools in the review area

# 7.10 City of Richmond Hill – North

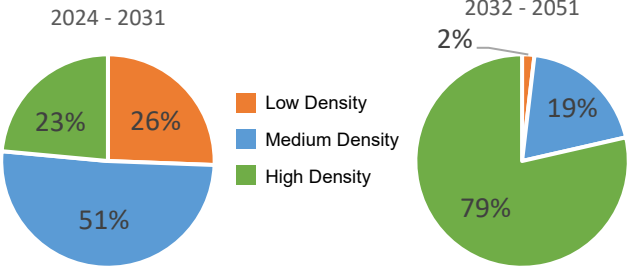
## AREA PROFILE

NUMBER OF ELEMENTARY SCHOOLS	6
ENROLMENT TREND (2019-2023)	<div><div></div><div>-23%</div></div>
CURRENT ENROLMENT	1,559
CURRENT BOARD CAPACITY	2,933
CURRENT AREA UTILIZATION	53%
PROJECTED AREA UTILIZATION (2031)	48%



### FORECASTED NEW RESIDENTIAL UNITS BY DENSITY TYPE

SHORT TERM (2024 – 2031): 9,896  
LONG TERM (2031 – 2051): 16,900



## ELEMENTARY REVIEW AREA OVERVIEW

This review area is generally bound by Bloomington Road, Highway 404, Elgin Mills and Bathurst Street. While a significant portion of lands within the review area are within the greenbelt, future residential development is planned for the North Leslie Development area as well as key intensification areas along the Yonge Street corridor.

## School Profiles - Review Area: RICHMOND HILL – NORTH

### CORPUS CHRISTI



### FATHER FREDERICK MCGINN



### FATHER HENRI J.M. NOUWEN



#### FACILITY

Year Built 1999  
 Additions  
 OTG Capacity 432  
 Site Size (Acre) 6.2  
 Child Care No  
 B&A Program Yes  
 Adjacent to Park Yes  
 FCI (Assess. Yr.) 17% (2019)

Year Built 2007  
 Additions  
 OTG Capacity 588  
 Site Size (Acre) 6.0  
 Child Care Yes  
 B&A Program Yes  
 Adjacent to Park Yes  
 FCI (Assess. Yr.) 3% (2020)

Year Built 1998  
 Additions  
 OTG Capacity 499  
 Site Size (Acre) 5.9  
 Child Care No  
 B&A Program Yes  
 Adjacent to Park Yes  
 FCI (Assess. Yr.) 16% (2019)

#### PROGRAMS

English JK – Grade 8  
 STREAM Centre of Excellence

English JK – Grade 8

English JK – Grade 8  
 PACE Grade 5 - 8

#### PARISH

St. Mary Immaculate

Our Lady of the Annunciation

St. Mary Immaculate

#### PARTNERSHIPS

## School Profiles - Review Area: RICHMOND HILL – NORTH

### OUR LADY OF HOPE



### OUR LADY OF THE ANNUNCIATION



### ST. MARGUERITE d'YOUVILLE



#### FACILITY

Year Built 2002  
 Additions  
 OTG Capacity 461  
 Site Size (Acre) 6.0  
 Child Care No  
 B&A Program Yes  
 Adjacent to Park Yes  
 FCI (Assess. Yr.) 10% (2019)

Year Built 1989  
 Additions 2011  
 OTG Capacity 582  
 Site Size (Acre) 6.0  
 Child Care Yes  
 B&A Program Yes  
 Adjacent to Park Yes  
 FCI (Assess. Yr.) 14% (2019)

Year Built 2005  
 Additions  
 OTG Capacity 501  
 Site Size (Acre) 5.0  
 Child Care No  
 B&A Program Yes  
 Adjacent to Park Yes  
 FCI (Assess. Yr.) 4% (2020)

#### PROGRAMS

English JK – Grade 8

English JK – Grade 8

English JK – Grade 8  
 French Immersion Grade 1 - 8

#### PARISH

Our Lady of the Annunciation

Our Lady of the Annunciation

St. Mary Immaculate

#### PARTNERSHIPS

EarlyON  
 Entry to School

## Enrolment Summary (2023-2033)

School Name	Facility Data				Actual Enrolment	Projected October 31st Enrolment									
	Board Capacity	Port	Pak	Capacity with Pak	2023	2024	2025	2026	2027	2028	2029	2030	2031	2032	2033
Corpus Christi	354	0	0	354	133	136	142	159	192	216	224	240	250	256	266
Father Frederick McGinn	588	0	0	588	382	374	350	332	320	306	295	281	273	270	264
Father Henri Nouwen					142	124	111	105	100	98	97	96	98	96	97
Father Henri Nouwen (PACE)					18	32	46	56	56	56	56	56	56	56	56
<b>Father Henri Nouwen TOTAL</b>	<b>499</b>	<b>0</b>	<b>0</b>	<b>499</b>	<b>160</b>	<b>156</b>	<b>157</b>	<b>161</b>	<b>156</b>	<b>154</b>	<b>153</b>	<b>152</b>	<b>154</b>	<b>152</b>	<b>153</b>
Our Lady of Hope	461	0	6	599	270	253	228	232	231	235	232	234	230	226	219
Our Lady of the Annunciation	530	0	0	530	207	193	195	200	206	214	227	228	237	245	247
St. Marguerite d'Youville					249	234	217	218	199	183	157	149	144	133	130
St. Marguerite d'Youville (French Immersion)					158	151	152	143	144	135	131	131	129	126	125
<b>St. Marguerite d'Youville TOTAL</b>	<b>501</b>	<b>0</b>	<b>6</b>	<b>639</b>	<b>407</b>	<b>385</b>	<b>369</b>	<b>361</b>	<b>343</b>	<b>318</b>	<b>288</b>	<b>280</b>	<b>273</b>	<b>259</b>	<b>255</b>
<b>TOTAL</b>	<b>2,933</b>	<b>0</b>	<b>12</b>	<b>3,209</b>	<b>1,559</b>	<b>1,497</b>	<b>1,441</b>	<b>1,445</b>	<b>1,448</b>	<b>1,443</b>	<b>1,419</b>	<b>1,415</b>	<b>1,417</b>	<b>1,408</b>	<b>1,404</b>
Students Over/Under Capacity					-1,374	-1,436	-1,492	-1,488	-1,485	-1,490	-1,514	-1,518	-1,516	-1,525	-1,529

## Projected Utilization (2023 – 2033)

School Name	2023	2024	2025	2026	2027	2028	2029	2030	2031	2032	2033
Corpus Christi	38%	38%	40%	45%	54%	61%	63%	68%	71%	72%	75%
Father Frederick McGinn	65%	64%	60%	56%	54%	52%	50%	48%	46%	46%	45%
Father Henri Nouwen	32%	31%	31%	32%	31%	31%	31%	30%	31%	30%	31%
Our Lady of Hope	59%	55%	49%	50%	50%	51%	50%	51%	50%	49%	48%
Our Lady of the Annunciation	39%	36%	37%	38%	39%	40%	43%	43%	45%	46%	47%
St. Marguerite d'Youville	81%	77%	74%	72%	68%	63%	57%	56%	54%	52%	51%
<b>TOTAL</b>	<b>53%</b>	<b>51%</b>	<b>49%</b>	<b>49%</b>	<b>49%</b>	<b>49%</b>	<b>48%</b>	<b>48%</b>	<b>48%</b>	<b>48%</b>	<b>48%</b>

### ENROLMENT SUMMARY

- Enrolment has declined by over 400 students in the past 5 years
- There are currently over 1,300 surplus pupil spaces; by 2033 it is anticipated that surplus pupil spaces will exceed 1,500
- By the 2024/25 school year, three (3) of the schools in the review area will be considered smaller schools with enrolment below 230 pupils

### ACCOMMODATION STRATEGIES

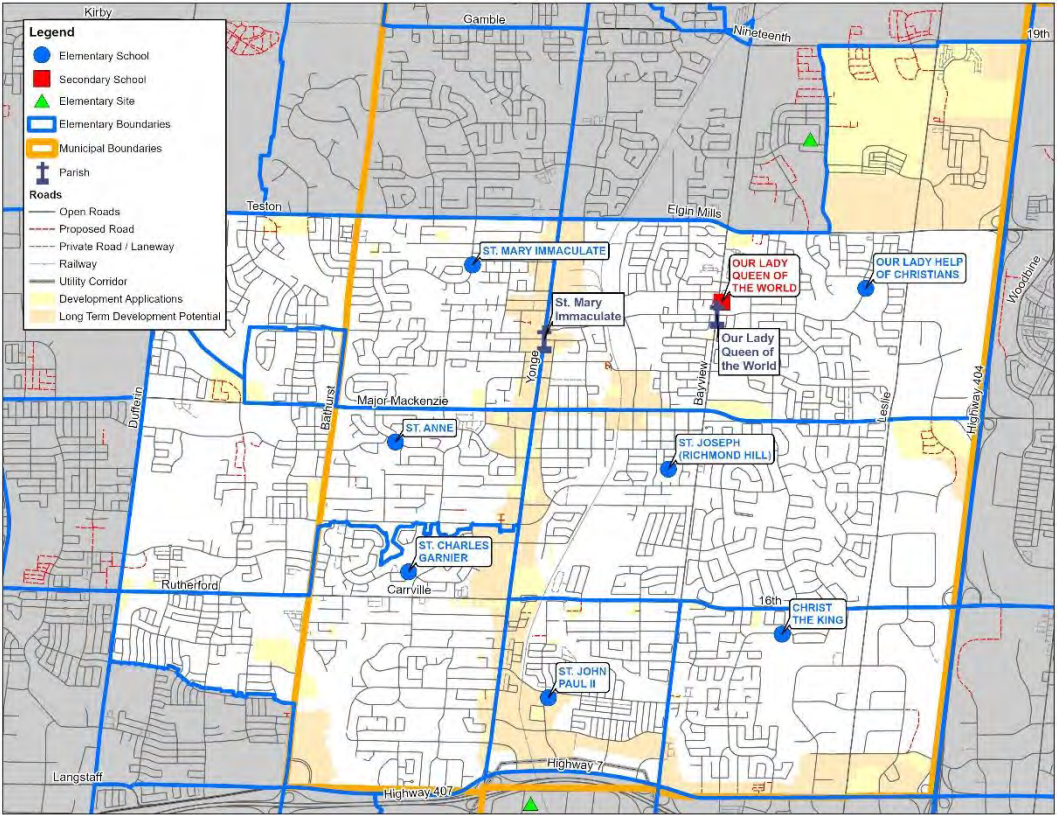
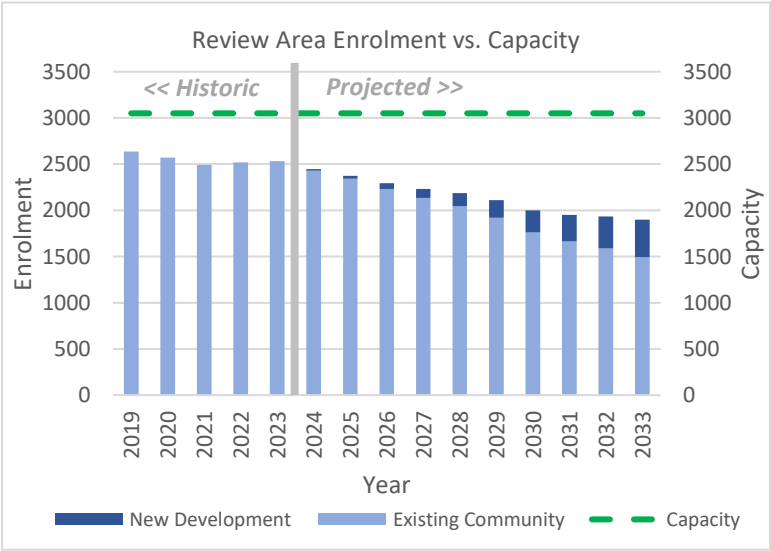
- Continue to pursue partnership opportunities to address surplus capacity
- Removal of portapak at Our Lady of Hope
- Mothballing of classroom space to reduce operating costs
- Future accommodation review(s) to address smaller schools in the area



# 7.11 City of Richmond Hill – South

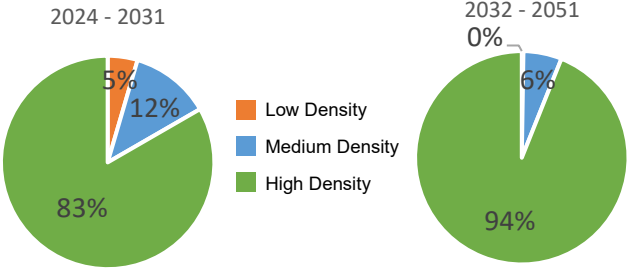
## AREA PROFILE

NUMBER OF ELEMENTARY SCHOOLS	7
ENROLMENT TREND (2019-2023)	<div><div></div><div>-4%</div></div>
CURRENT ENROLMENT	2,532
CURRENT BOARD CAPACITY	3,050
CURRENT AREA UTILIZATION	83%
PROJECTED AREA UTILIZATION (2031)	64%



### FORECASTED NEW RESIDENTIAL UNITS BY DENSITY TYPE

SHORT TERM (2024 – 2031): 8,787  
LONG TERM (2031 – 2051): 43,379



## ELEMENTARY REVIEW AREA OVERVIEW

Richmond Hill South is bounded by Elgin Mills Road, Highway 404, Highway 7 and Bathurst Street. The City of Richmond Hill has identified a number of Key Development Areas (KDA's) along the Yonge Street corridor to provide higher residential densities over the long term. The Yonge North Subway Extension is planned to connect to Richmond Hill Centre located north of Highway 7, west of Yonge Street.

## School Profiles - Review Area: RICHMOND HILL – SOUTH

### CHRIST THE KING



### OUR LADY HELP OF CHRISTIANS



### ST. ANNE



#### FACILITY

Year Built 1991  
 Additions  
 OTG Capacity 455  
 Site Size (Acre) 6.0  
 Child Care Yes  
 B&A Program Yes  
 Adjacent to Park Yes  
 FCI (Assess. Yr.) 11% (2016)

Year Built 2004  
 Additions  
 OTG Capacity 573  
 Site Size (Acre) 5.9  
 Child Care No  
 B&A Program Yes  
 Adjacent to Park Yes  
 FCI (Assess. Yr.) 7% (2020)

Year Built 1984  
 Additions 1999  
 OTG Capacity 404  
 Site Size (Acre) 5.1  
 Child Care No  
 B&A Program Yes  
 Adjacent to Park Yes  
 FCI (Assess. Yr.) 23% (2018)

#### PROGRAMS

English JK – Grade 8  
 French Immersion Grade 1 - 8

English JK – Grade 8

English JK – Grade 8

#### PARISH

Our Lady Queen of the World

Our Lady Queen of the World

St. Mary Immaculate

#### PARTNERSHIPS

## School Profiles - Review Area: RICHMOND HILL – SOUTH

### ST. CHARLES GARNIER



### ST. JOHN PAUL II



### ST. JOSEPH (RICHMOND HILL)



#### FACILITY

Year Built	1975
Additions	1978, 1990
OTG Capacity	547
Site Size (Acre)	5.5
Child Care	No
B&A Program	Yes
Adjacent to Park	Yes
FCI (Assess. Yr.)	49% (2018)

Year Built	2003
Additions	2015
OTG Capacity	360
Site Size (Acre)	5.0
Child Care	No
B&A Program	Yes
Adjacent to Park	Yes
FCI (Assess. Yr.)	Not Assessed

Year Built	1963
Additions	1969, 1975, 1988, 1999
OTG Capacity	528
Site Size (Acre)	5.2
Child Care	Yes
B&A Program	Yes
Adjacent to Park	Yes
FCI (Assess. Yr.)	26% (2017)

#### PROGRAMS

English	JK – Grade 8
PACE	Grade 5 - 8

English	JK – Grade 8
---------	--------------

English	JK – Grade 8
---------	--------------

#### PARISH

St. Mary Immaculate

Our Lady Queen of the World

Our Lady Queen of the World

#### PARTNERSHIPS

Joint Use Facility (YRDSB and City of Richmond Hill recreation centre)

YCDSB Adult Continuing Education  
Settlement and Education Partnership  
in York Region (SEPYR)



ST. MARY IMMACULATE



FACILITY

Year Built	1961
Additions	1965,1989
OTG Capacity	390
Site Size (Acre)	4.0
Child Care	No
B&A Program	Yes
Adjacent to Park	Yes
FCI (Assess. Yr.)	37% (2020)

PROGRAMS

English	JK – Grade 8
---------	--------------

PARISH

St. Mary Immaculate

PARTNERSHIPS

## Enrolment Summary (2023-2033)

School Name	Facility Data				Actual Enrolment	Projected October 31st Enrolment									
	Board Capacity	Port	Pak	Capacity with Pak	2023	2024	2025	2026	2027	2028	2029	2030	2031	2032	2033
Christ the King (Regular Track)					281	276	252	252	256	249	229	217	223	233	221
Christ the King (French Immersion)					294	285	272	259	257	253	249	242	231	223	216
<b>Christ the King TOTAL</b>	<b>455</b>	<b>8</b>	<b>0</b>	<b>455</b>	<b>575</b>	<b>561</b>	<b>524</b>	<b>511</b>	<b>513</b>	<b>502</b>	<b>478</b>	<b>459</b>	<b>454</b>	<b>456</b>	<b>437</b>
Our Lady Help of Christians	573	0	0	573	341	340	335	340	339	344	362	365	373	384	390
St. Anne	404	0	0	404	328	305	299	295	290	280	264	245	233	216	204
St. Charles Garnier (Regular Track)					365	356	350	324	292	269	246	217	194	198	195
St. Charles Garnier (PACE)					140	141	142	125	125	125	125	125	125	125	125
<b>St. Charles Garnier TOTAL</b>	<b>547</b>	<b>0</b>	<b>0</b>	<b>547</b>	<b>505</b>	<b>497</b>	<b>492</b>	<b>449</b>	<b>417</b>	<b>394</b>	<b>371</b>	<b>342</b>	<b>319</b>	<b>323</b>	<b>320</b>
St. John Paul II	360	0	0	360	251	239	241	240	234	229	225	214	211	210	209
St. Joseph, Richmond Hill	321	0	0	321	221	212	208	200	198	191	188	184	184	185	188
St. Mary Immaculate	390	0	0	390	311	298	273	262	241	242	217	191	178	166	152
<b>TOTAL</b>	<b>3,050</b>	<b>8</b>	<b>0</b>	<b>3,050</b>	<b>2,532</b>	<b>2,452</b>	<b>2,372</b>	<b>2,297</b>	<b>2,232</b>	<b>2,182</b>	<b>2,105</b>	<b>2,000</b>	<b>1,952</b>	<b>1,940</b>	<b>1,900</b>
Students Over/Under Capacity					-518	-598	-678	-753	-818	-868	-945	-1,050	-1,098	-1,110	-1,150

## Projected Utilization (2023 – 2033)

School Name	2023	2024	2025	2026	2027	2028	2029	2030	2031	2032	2033
Christ the King	126%	123%	115%	112%	113%	110%	105%	101%	100%	100%	96%
Our Lady Help of Christians	60%	59%	58%	59%	59%	60%	63%	64%	65%	67%	68%
St. Anne	81%	75%	74%	73%	72%	69%	65%	61%	58%	53%	50%
St. Charles Garnier	92%	91%	90%	82%	76%	72%	68%	63%	58%	59%	59%
St. John Paul II	70%	66%	67%	67%	65%	64%	63%	59%	59%	58%	58%
St. Joseph, Richmond Hill	69%	66%	65%	62%	62%	60%	59%	57%	57%	58%	59%
St. Mary Immaculate	80%	76%	70%	67%	62%	62%	56%	49%	46%	43%	39%
<b>TOTAL</b>	<b>83%</b>	<b>80%</b>	<b>78%</b>	<b>75%</b>	<b>73%</b>	<b>72%</b>	<b>69%</b>	<b>66%</b>	<b>64%</b>	<b>64%</b>	<b>62%</b>

### ENROLMENT SUMMARY

- While enrolment in the review area has remained relatively stable over the past 5 years, the area has over 500 surplus pupil spaces
- Enrolment pressures at Christ the King are due in part to the French immersion program
- By 2033, it is projected that the review area will have over 1,100 surplus pupil spaces

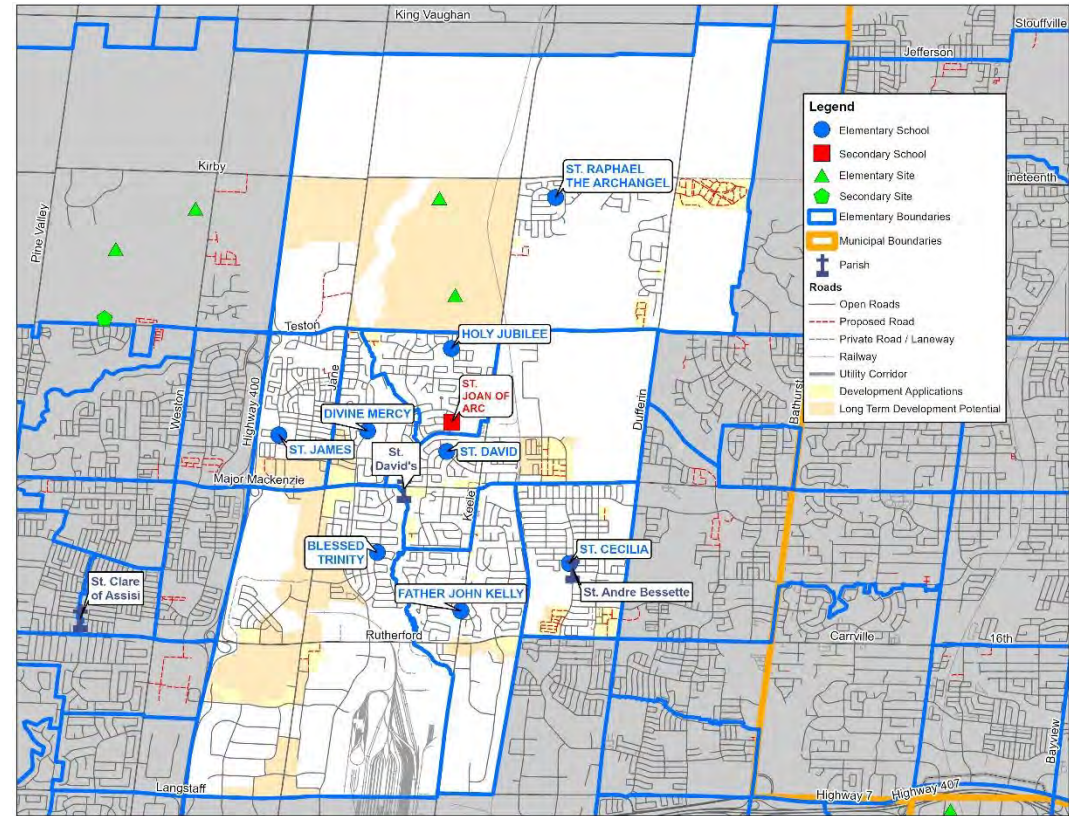
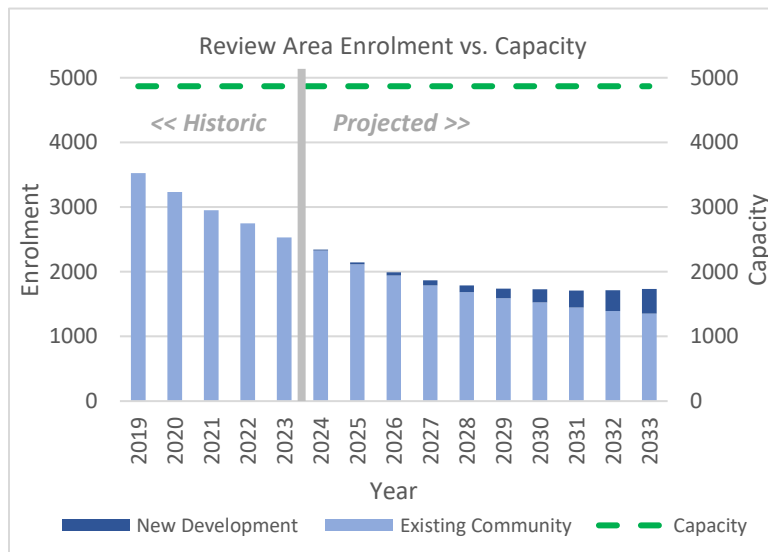
### ACCOMMODATION STRATEGIES

- Continue to pursue partnership opportunities to address surplus capacity
- Mothballing of classroom space to reduce operating costs
- Future accommodation review(s) to address smaller schools

## 7.12 City of Vaughan – Maple/Concord

### AREA PROFILE

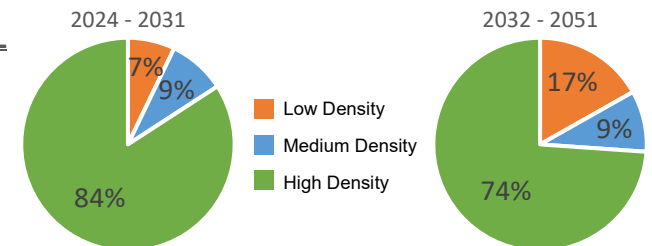
NUMBER OF ELEMENTARY SCHOOLS	8
ENROLMENT TREND (2019-2023)	↓ -28%
CURRENT ENROLMENT	2,530
CURRENT BOARD CAPACITY	4,869
CURRENT AREA UTILIZATION	52%
PROJECTED AREA UTILIZATION (2031)	35%



### FORECASTED NEW RESIDENTIAL UNITS BY DENSITY TYPE

SHORT TERM (2024 – 2031): 5,575

LONG TERM (2031 – 2051): 18,511



### ELEMENTARY REVIEW AREA OVERVIEW

The review area is comprised of the Maple community and includes a number of intensification areas along the Jane Street Corridor. Future residential development is planned for Block 27, located north of Teston Road, west of Keele Street.

### BLESSED TRINITY



### DIVINE MERCY



### FATHER JOHN KELLY



#### FACILITY

Year Built 1999  
 Additions 2007  
 OTG Capacity 870  
 Site Size (Acre) 5.2  
 Child Care No  
 B&A Program Yes  
 Adjacent to Park Yes  
 FCI (Assess. Yr.) 11% (2018)

Year Built 1998  
 Additions 2003  
 OTG Capacity 697  
 Site Size (Acre) 6.0  
 Child Care No  
 B&A Program Yes  
 Adjacent to Park Yes  
 FCI (Assess. Yr.) 12% (2019)

Year Built 1989  
 Additions 2000  
 OTG Capacity 602  
 Site Size (Acre) 6.0  
 Child Care Yes  
 B&A Program Yes  
 Adjacent to Park Yes  
 FCI (Assess. Yr.) 8% (2016)

#### PROGRAMS

English JK – Grade 8  
 French Immersion Grade 1 - 8

English JK – Grade 8  
 STREAM Centre of Excellence

English JK – Grade 8

#### PARISH

St. David's

St. David's

St. David's

#### PARTNERSHIPS

Child Care Operator Office  
 YCDSB Adult Continuing Education

## School Profiles - Review Area: MAPLE/CONCORD

### HOLY JUBILEE



### ST. CECILIA



### ST. DAVID



#### FACILITY

Year Built 2000  
 Additions 2004  
 OTG Capacity 680  
 Site Size (Acre) 5.0  
 Child Care No  
 B&A Program Yes  
 Adjacent to Park Yes  
 FCI (Assess. Yr.) 12% (2019)

Year Built 2010  
 Additions  
 OTG Capacity 786  
 Site Size (Acre) 6.0  
 Child Care No  
 B&A Program Yes  
 Adjacent to Park No  
 FCI (Assess. Yr.) 1% (2020)

Year Built 1986  
 Additions 2000  
 OTG Capacity 605  
 Site Size (Acre) 6.0  
 Child Care No  
 B&A Program Yes  
 Adjacent to Park Yes  
 FCI (Assess. Yr.) 21% (2017)

#### PROGRAMS

English JK – Grade 8

English JK – Grade 8

English JK – Grade 8

#### PARISH

St. David's

St. Andre Bessette

St. David's

#### PARTNERSHIPS

ST. JAMES



ST. RAPHAEL THE ARCHANGEL



FACILITY

Year Built	2002
Additions	
OTG Capacity	510
Site Size (Acre)	5.0
Child Care	No
B&A Program	Yes
Adjacent to Park	Yes
FCI (Assess. Yr.)	10% (2019)

Year Built	2010
Additions	
OTG Capacity	467
Site Size (Acre)	5.5
Child Care	No
B&A Program	Yes
Adjacent to Park	Yes
FCI (Assess. Yr.)	1% (2020)

PROGRAMS

English	JK – Grade 8
---------	--------------

English	JK – Grade 8
---------	--------------

PARISH

St. Clare of Assisi

St. Andre Bessette

PARTNERSHIPS

Entry to School



## Enrolment Summary (2023-2033)

School Name	Facility Data				Actual Enrolment	Projected October 31st Enrolment									
	Board Capacity	Port	Pak	Capacity with Pak	2023	2024	2025	2026	2027	2028	2029	2030	2031	2032	2033
Blessed Trinity (Regular Track)					348	346	328	321	317	317	323	318	324	330	328
Blessed Trinity (French Immersion)					197	197	180	170	163	156	155	153	145	142	137
<b>Blessed Trinity TOTAL</b>	<b>870</b>	<b>0</b>	<b>0</b>	<b>870</b>	<b>545</b>	<b>543</b>	<b>508</b>	<b>491</b>	<b>480</b>	<b>473</b>	<b>478</b>	<b>471</b>	<b>469</b>	<b>472</b>	<b>465</b>
Divine Mercy	513	0	0	513	192	176	160	156	156	151	139	129	117	110	108
Father John Kelly	464	0	0	464	261	243	239	226	221	211	203	209	203	199	192
Holy Jubilee	680	0	10	910	314	294	262	231	207	181	168	159	139	126	122
St. Cecilia	786	0	0	786	515	456	403	364	323	310	298	295	291	289	294
St. David	605	0	0	605	206	179	163	147	139	129	115	111	105	102	106
St. James	510	0	0	510	243	224	208	185	169	162	146	141	132	135	133
St. Raphael the Archangel	441	1	0	441	254	224	205	193	176	174	190	214	253	282	314
<b>TOTAL</b>	<b>4,869</b>	<b>1</b>	<b>10</b>	<b>5,099</b>	<b>2,530</b>	<b>2,339</b>	<b>2,148</b>	<b>1,993</b>	<b>1,871</b>	<b>1,791</b>	<b>1,737</b>	<b>1,729</b>	<b>1,709</b>	<b>1,715</b>	<b>1,734</b>
Students Over/Under Capacity					-2,339	-2,530	-2,721	-2,876	-2,998	-3,078	-3,132	-3,140	-3,160	-3,154	-3,135

## Projected Utilization (2023 – 2033)

School Name	2023	2024	2025	2026	2027	2028	2029	2030	2031	2032	2033
Blessed Trinity	63%	62%	58%	56%	55%	54%	55%	54%	54%	54%	53%
Divine Mercy	37%	34%	31%	30%	30%	29%	27%	25%	23%	21%	21%
Father John Kelly	56%	52%	52%	49%	48%	45%	44%	45%	44%	43%	41%
Holy Jubilee	46%	43%	39%	34%	30%	27%	25%	23%	20%	19%	18%
St. Cecilia	66%	58%	51%	46%	41%	39%	38%	38%	37%	37%	37%
St. David	34%	30%	27%	24%	23%	21%	19%	18%	17%	17%	18%
St. James	48%	44%	41%	36%	33%	32%	29%	28%	26%	26%	26%
St. Raphael the Archangel	58%	51%	46%	44%	40%	39%	43%	49%	57%	64%	71%
<b>TOTAL</b>	<b>52%</b>	<b>48%</b>	<b>44%</b>	<b>41%</b>	<b>38%</b>	<b>37%</b>	<b>36%</b>	<b>36%</b>	<b>35%</b>	<b>35%</b>	<b>36%</b>

### ENROLMENT SUMMARY

- The review area is experiencing significant enrolment decline
- There are currently over 2,300 surplus pupil spaces
- By 2033, it is anticipated that there will be over 3,100 surplus pupil spaces in the review area
- By the 2024/25 school year, there will be at least four (4) schools operating as smaller schools (less than 230 pupils)

### ACCOMMODATION STRATEGIES

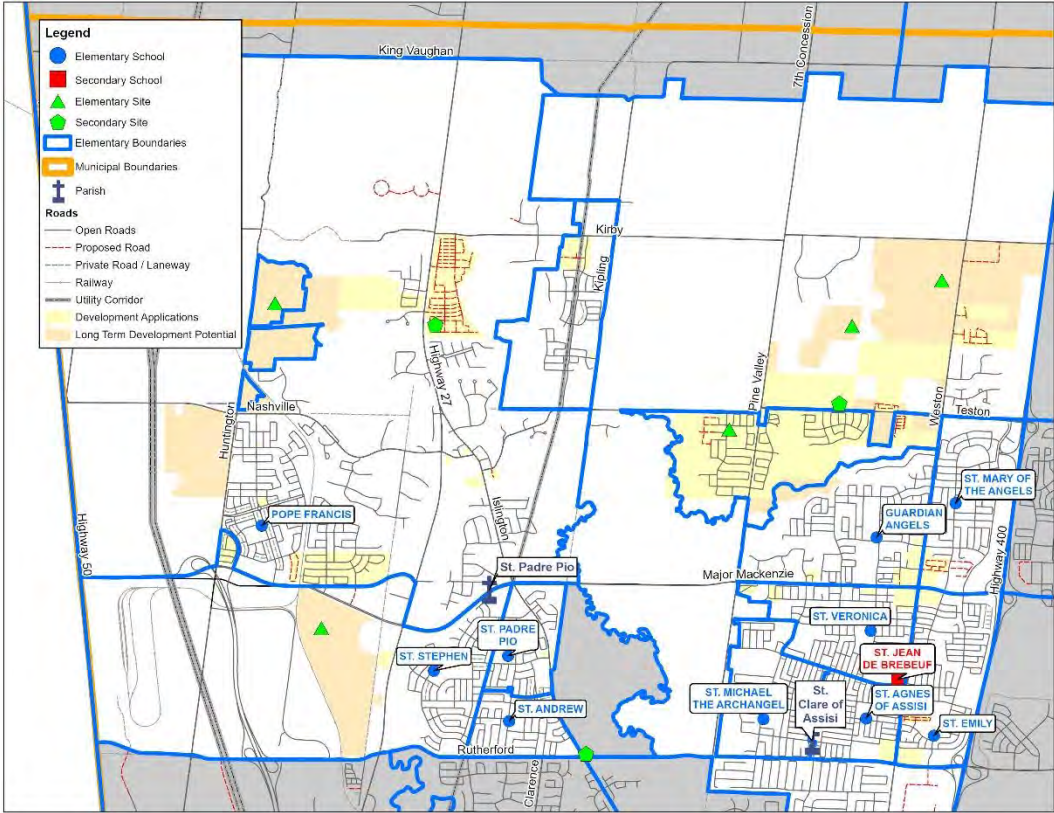
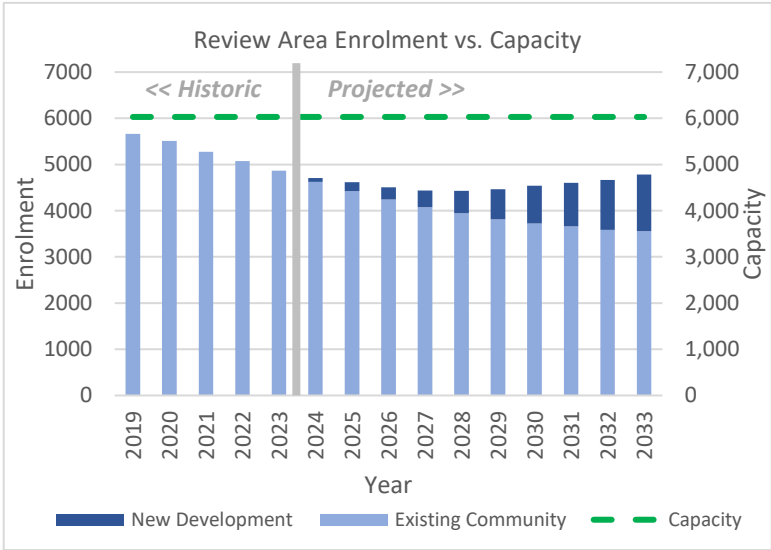
- Continue to pursue partnership opportunities to address surplus capacity
- Removal of portapak at Holy Jubilee
- Mothballing of classroom space to reduce operating costs
- Future accommodation review(s) to address smaller schools



# 7.13 City of Vaughan – North Woodbridge/Kleinburg-Nashville

## AREA PROFILE

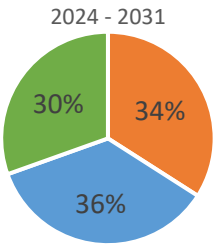
NUMBER OF ELEMENTARY SCHOOLS	10
ENROLMENT TREND (2019-2023)	↓ -14%
CURRENT ENROLMENT	4,865
CURRENT BOARD CAPACITY	6,029
CURRENT AREA UTILIZATION	81%
PROJECTED AREA UTILIZATION (2031)	76%



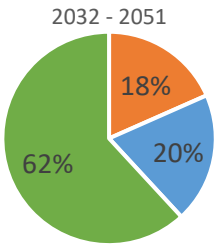
### FORECASTED NEW RESIDENTIAL UNITS BY DENSITY TYPE

SHORT TERM (2024 – 2031): 5,093

LONG TERM (2031 – 2051): 8,704



Low Density  
Medium Density  
High Density



## ELEMENTARY REVIEW AREA OVERVIEW

This review area is bounded by the Highway 50, Highway 400 and north of Rutherford Road within the City of Vaughan. The area includes a mix of greenfield development areas and intensification areas along Weston Road.

### GUARDIAN ANGELS



### POPE FRANCIS



### ST. AGNES OF ASSISI



#### FACILITY

Year Built 2014  
 Additions  
 OTG Capacity 694  
 Site Size (Acre) 6.0  
 Child Care No  
 B&A Program Yes  
 Adjacent to Park Yes  
 FCI (Assess. Yr.) 1% (2019)

Year Built 2016  
 Additions  
 OTG Capacity 602  
 Site Size (Acre) 6.9  
 Child Care Yes  
 B&A Program Yes  
 Adjacent to Park Yes  
 FCI (Assess. Yr.) Not Assessed

Year Built 2002  
 Additions  
 OTG Capacity 603  
 Site Size (Acre) 5.1  
 Child Care No  
 B&A Program Yes  
 Adjacent to Park Yes  
 FCI (Assess. Yr.) 7% (2019)

#### PROGRAMS

English JK – Grade 8

English JK – Grade 8

English JK – Grade 8  
 STREAM Centre of Excellence

#### PARISH

St. Clare of Assisi

St. Padre Pio

St. Clare of Assisi

#### PARTNERSHIPS

### ST. ANDREW



### ST. EMILY



### ST. MARY OF THE ANGELS



#### FACILITY

Year Built 2001  
 Additions  
 OTG Capacity 591  
 Site Size (Acre) 5.0  
 Child Care No  
 B&A Program Yes  
 Adjacent to Park Yes  
 FCI (Assess. Yr.) 3% (2018)

Year Built 2002  
 Additions 2007  
 OTG Capacity 723  
 Site Size (Acre) 5.2  
 Child Care No  
 B&A Program Yes  
 Adjacent to Park Yes  
 FCI (Assess. Yr.) 6% (2019)

Year Built 2010  
 Additions  
 OTG Capacity 672  
 Site Size (Acre) 5.6  
 Child Care No  
 B&A Program Yes  
 Adjacent to Park Yes  
 FCI (Assess. Yr.) 1% (2020)

#### PROGRAMS

English JK – Grade 8

English JK – Grade 8

English JK – Grade 8

#### PARISH

St. Padre Pio

St. Clare of Assisi

St. Clare of Assisi

#### PARTNERSHIPS

EarlyON

### ST. MICHAEL THE ARCHANGEL



### ST. PADRE PIO



### ST. STEPHEN



#### FACILITY

Year Built 2012  
 Additions  
 OTG Capacity 657  
 Site Size (Acre) 5.5  
 Child Care No  
 B&A Program Yes  
 Adjacent to Park Yes  
 FCI (Assess. Yr.) 1% (2020)

Year Built 2005  
 Additions 2013  
 OTG Capacity 553  
 Site Size (Acre) 5.0  
 Child Care Yes  
 B&A Program Yes  
 Adjacent to Park Yes  
 FCI (Assess. Yr.) 6% (2020)

Year Built 2002  
 Additions  
 OTG Capacity 640  
 Site Size (Acre) 5.0  
 Child Care No  
 B&A Program Yes  
 Adjacent to Park Yes  
 FCI (Assess. Yr.) 7% (2019)

#### PROGRAMS

English JK – Grade 8

English JK – Grade 8

English JK – Grade 8  
 STREAM Centre of Excellence

#### PARISH

St. Clare of Assisi

St. Padre Pio

St. Padre Pio

#### PARTNERSHIPS

Entry to School

ST. VERONICA



FACILITY

Year Built	2006
Additions	
OTG Capacity	599
Site Size (Acre)	5.0
Child Care	Yes
B&A Program	Yes
Adjacent to Park	Yes
FCI (Assess. Yr.)	5% (2020)

PROGRAMS

English	JK – Grade 8
---------	--------------

PARISH

St. Clare of Assisi

PARTNERSHIPS



## Enrolment Summary (2023-2033)

School Name	Facility Data				Actual Enrolment	Projected October 31st Enrolment									
	Board Capacity	Port	Pak	Capacity with Pak	2023	2024	2025	2026	2027	2028	2029	2030	2031	2032	2033
Guardian Angels	694	0	0	694	628	618	591	580	570	557	531	516	512	504	504
Pope Francis	602	0	10	832	871	871	876	869	868	843	838	825	809	813	803
St. Agnes of Assisi	511	0	0	511	283	266	244	236	228	213	200	187	182	175	170
St. Andrew	522	0	0	522	280	265	257	243	239	233	228	214	214	200	206
St. Emily	723	0	12	999	448	485	536	550	547	560	603	651	651	657	661
St. Mary of the Angels	646	0	10	876	609	557	524	495	468	456	450	472	465	475	488
St. Michael the Archangel	657	0	0	657	458	411	379	341	309	290	280	268	269	257	257
St. Padre Pio	527	0	8	711	379	352	344	327	310	307	300	296	301	296	294
St. Stephen	548	0	10	778	419	440	458	494	522	562	591	624	658	668	700
St. Veronica	599	0	10	829	490	444	407	373	338	331	316	304	304	301	300
Block 41 Development (St. Clare)									35	79	125	180	241	322	400
<b>TOTAL</b>	<b>6,029</b>	<b>0</b>	<b>60</b>	<b>7,409</b>	<b>4,865</b>	<b>4,709</b>	<b>4,616</b>	<b>4,508</b>	<b>4,434</b>	<b>4,431</b>	<b>4,462</b>	<b>4,537</b>	<b>4,606</b>	<b>4,668</b>	<b>4,783</b>
Students Over/Under Capacity					-1,164	-1,320	-1,413	-1,521	-1,595	-1,598	-1,567	-1,492	-1,423	-1,361	-1,246

## Projected Utilization (2023 – 2033)

School Name	2023	2024	2025	2026	2027	2028	2029	2030	2031	2032	2033
Guardian Angels	90%	89%	85%	84%	82%	80%	77%	74%	74%	73%	73%
Pope Francis	145%	145%	146%	144%	144%	140%	139%	137%	134%	135%	133%
St. Agnes of Assisi	55%	52%	48%	46%	45%	42%	39%	37%	36%	34%	33%
St. Andrew	54%	51%	49%	47%	46%	45%	44%	41%	41%	38%	39%
St. Emily	62%	67%	74%	76%	76%	77%	83%	90%	90%	91%	91%
St. Mary of the Angels	94%	86%	81%	77%	72%	71%	70%	73%	72%	74%	76%
St. Michael the Archangel	70%	63%	58%	52%	47%	44%	43%	41%	41%	39%	39%
St. Padre Pio	72%	67%	65%	62%	59%	58%	57%	56%	57%	56%	56%
St. Stephen	76%	80%	84%	90%	95%	103%	108%	114%	120%	122%	128%
St. Veronica	82%	74%	68%	62%	56%	55%	53%	51%	51%	50%	50%
<b>TOTAL</b>	<b>81%</b>	<b>78%</b>	<b>77%</b>	<b>75%</b>	<b>74%</b>	<b>73%</b>	<b>74%</b>	<b>75%</b>	<b>76%</b>	<b>77%</b>	<b>79%</b>

### ENROLMENT SUMMARY

- All schools in the review area have been built since 2000, to accommodate the large scale growth that has occurred in the area
- Enrolment in the review area is projected to remain relatively stable over the long term, though overall there is surplus capacity
- An enrolment cap has been implemented at Pope Francis to mitigate enrolment pressures
- New development area within review area is holding at St. Clare (located in South Woodbridge East)

121

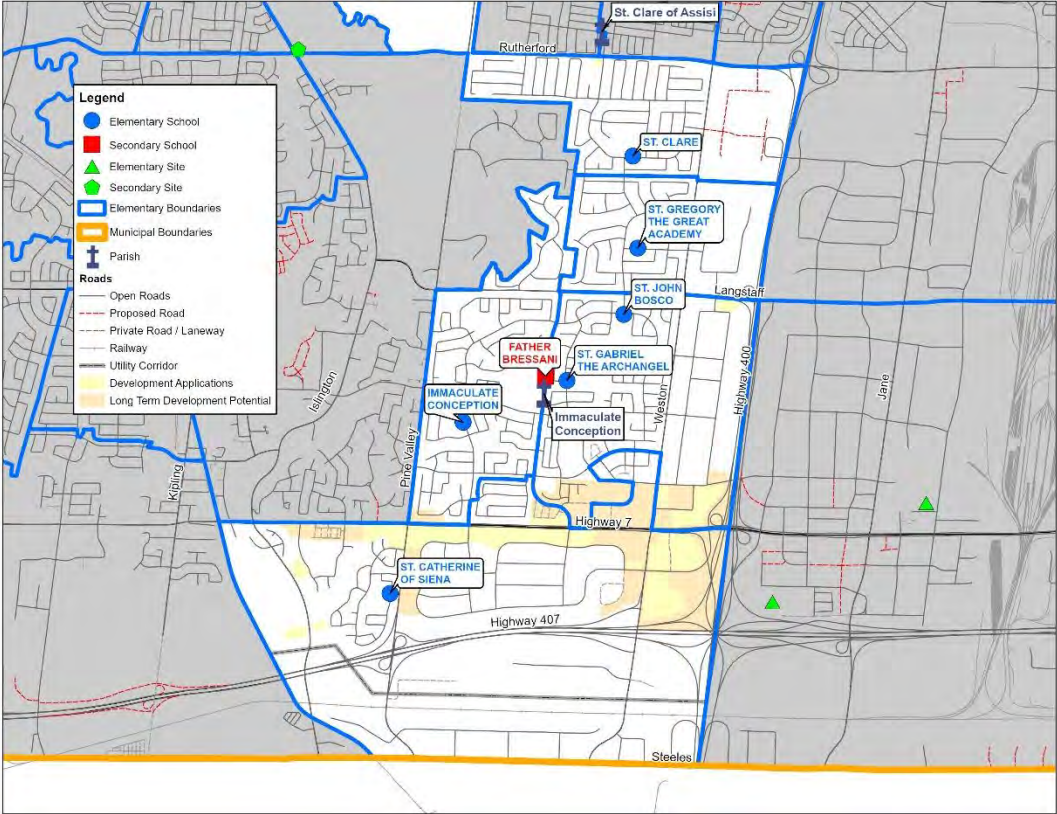
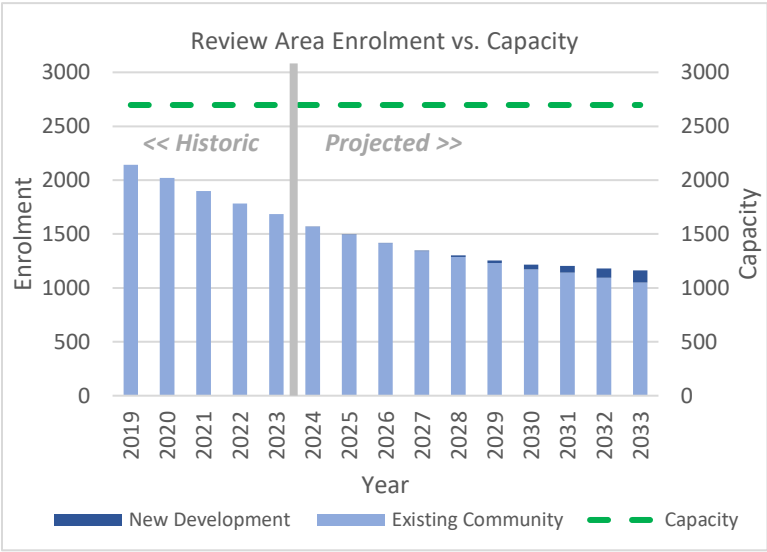
### ACCOMMODATION STRATEGIES

- Continue to pursue partnership opportunities to address surplus capacity
- Continue to monitor the requirement for, and impact of the enrolment cap at Pope Francis
- Removal of portapak at St. Emily, St. Padre Pio and St. Veronica
- Mothballing of classroom space to reduce operating costs
- Future accommodation review(s) to reduce surplus capacity and to address smaller schools

# 7.14 City of Vaughan – South Woodbridge East

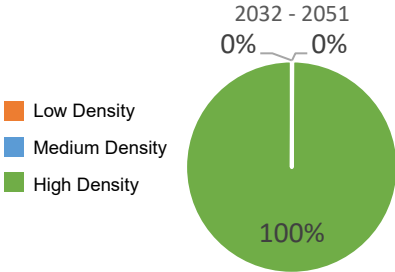
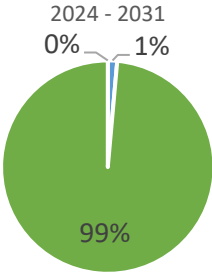
## AREA PROFILE

NUMBER OF ELEMENTARY SCHOOLS	6
ENROLMENT TREND (2019-2023)	<div><div></div><div>-21%</div></div>
CURRENT ENROLMENT	1,684
CURRENT BOARD CAPACITY	2,697
CURRENT AREA UTILIZATION	62%
PROJECTED AREA UTILIZATION (2031)	45%



### FORECASTED NEW RESIDENTIAL UNITS BY DENSITY TYPE

SHORT TERM (2024 – 2031): 3,030  
LONG TERM (2031 – 2051): 25,337



## ELEMENTARY REVIEW AREA OVERVIEW

This review area is comprised of the existing Woodbridge community along the Weston Road corridor from Steeles Ave. to Major Mackenzie Dr. The City of Vaughan is planning for high density intensification along the Highway 7 corridor, including the long term redevelopment within the Weston 7 Secondary Plan area.



## School Profiles - Review Area: SOUTH WOODBRIDGE EAST

### IMMACULATE CONCEPTION



### ST. CATHERINE OF SIENA



### ST. CLARE



#### FACILITY

Year Built 1987  
 Additions  
 OTG Capacity 527  
 Site Size (Acre) 5.0  
 Child Care No  
 B&A Program Yes  
 Adjacent to Park Yes  
 FCI (Assess. Yr.) 20% (2017)

Year Built 1984  
 Additions 1999  
 OTG Capacity 294  
 Site Size (Acre) 5.0  
 Child Care No  
 B&A Program Yes  
 Adjacent to Park Yes  
 FCI (Assess. Yr.) 17% (2018)

Year Built 1991  
 Additions  
 OTG Capacity 455  
 Site Size (Acre) 6.0  
 Child Care Yes  
 B&A Program Yes  
 Adjacent to Park Yes  
 FCI (Assess. Yr.) 13% (2016)

#### PROGRAMS

English JK – Grade 8

English JK – Grade 8

English JK – Grade 8

#### PARISH

Immaculate Conception

Immaculate Conception

St. Clare of Assisi

#### PARTNERSHIPS

Entry to School

### ST. GABRIEL THE ARCHANGEL



### ST. GREGORY THE GREAT



### ST. JOHN BOSCO



#### FACILITY

Year Built 1988  
 Additions  
 OTG Capacity 510  
 Site Size (Acre) 6.0  
 Child Care Yes  
 B&A Program Yes  
 Adjacent to Park Yes  
 FCI (Assess. Yr.) 12% (2016)

Year Built 1999  
 Additions  
 OTG Capacity 476  
 Site Size (Acre) 6.0  
 Child Care No  
 B&A Program Yes  
 Adjacent to Park Yes  
 FCI (Assess. Yr.) 22% (2017)

Year Built 1989  
 Additions  
 OTG Capacity 484  
 Site Size (Acre) 5.9  
 Child Care Yes  
 B&A Program Yes  
 Adjacent to Park Yes  
 FCI (Assess. Yr.) 20% (2018)

#### PROGRAMS

English JK – Grade 8

English JK – Grade 8  
 PACE Grade 5 - 8

French Immersion Grade 1 – 8

#### PARISH

Immaculate Conception

St. Clare of Assisi

Immaculate Conception

#### PARTNERSHIPS

## Enrolment Summary (2023-2033)

School Name	Facility Data				Actual Enrolment	Projected October 31st Enrolment									
	Board Capacity	Port	Pak	Capacity with Pak	2023	2024	2025	2026	2027	2028	2029	2030	2031	2032	2033
Immaculate Conception	527	0	0	527	358	348	338	326	308	312	302	284	284	275	261
St. Catherine of Siena	294	0	0	294	234	223	214	204	202	191	185	170	163	157	155
St. Clare	406	0	0	406	153	135	125	114	104	105	97	94	90	84	87
St. Gabriel the Archangel	510	0	0	510	369	340	322	298	286	261	247	256	262	273	279
St. Gregory the Great (Regular Track)					231	224	217	212	206	200	196	189	183	176	172
St. Gregory the Great (PACE)					54	44	35	34	33	32	32	32	32	32	32
<b>St. Gregory the Great TOTAL</b>	<b>476</b>	<b>0</b>	<b>0</b>	<b>476</b>	<b>285</b>	<b>268</b>	<b>252</b>	<b>246</b>	<b>239</b>	<b>232</b>	<b>228</b>	<b>221</b>	<b>215</b>	<b>208</b>	<b>204</b>
St. John Bosco	484	0	0	484	285	255	244	227	209	203	198	190	187	185	181
<b>TOTAL</b>	<b>2,697</b>	<b>0</b>	<b>0</b>	<b>2,697</b>	<b>1,684</b>	<b>1,569</b>	<b>1,495</b>	<b>1,415</b>	<b>1,348</b>	<b>1,304</b>	<b>1,257</b>	<b>1,215</b>	<b>1,201</b>	<b>1,182</b>	<b>1,167</b>
Students Over/Under Capacity					-1,013	-1,128	-1,202	-1,282	-1,349	-1,393	-1,440	-1,482	-1,496	-1,515	-1,530

## Projected Utilization (2023 – 2033)

School Name	2023	2024	2025	2026	2027	2028	2029	2030	2031	2032	2033
Immaculate Conception	68%	66%	64%	62%	58%	59%	57%	54%	54%	52%	50%
St. Catherine of Siena	80%	76%	73%	69%	69%	65%	63%	58%	55%	53%	53%
St. Clare	38%	33%	31%	28%	26%	26%	24%	23%	22%	21%	21%
St. Gabriel the Archangel	72%	67%	63%	58%	56%	51%	48%	50%	51%	54%	55%
St. Gregory the Great	60%	56%	53%	52%	50%	49%	48%	46%	45%	44%	43%
St. John Bosco	59%	53%	50%	47%	43%	42%	41%	39%	39%	38%	37%
<b>TOTAL</b>	<b>62%</b>	<b>58%</b>	<b>55%</b>	<b>52%</b>	<b>50%</b>	<b>48%</b>	<b>47%</b>	<b>45%</b>	<b>45%</b>	<b>44%</b>	<b>43%</b>

### ENROLMENT SUMMARY

- Enrolment in the review area has declined by over 400 students over the last 5 years
- All schools are all expected to continue to decline
- Future enrolment growth from the Weston 7 Secondary Plan area is anticipated beyond the 10 year projection period.
- St. Clare is currently operating as a smaller school (less than 230 pupils), additional smaller schools are anticipated in the future

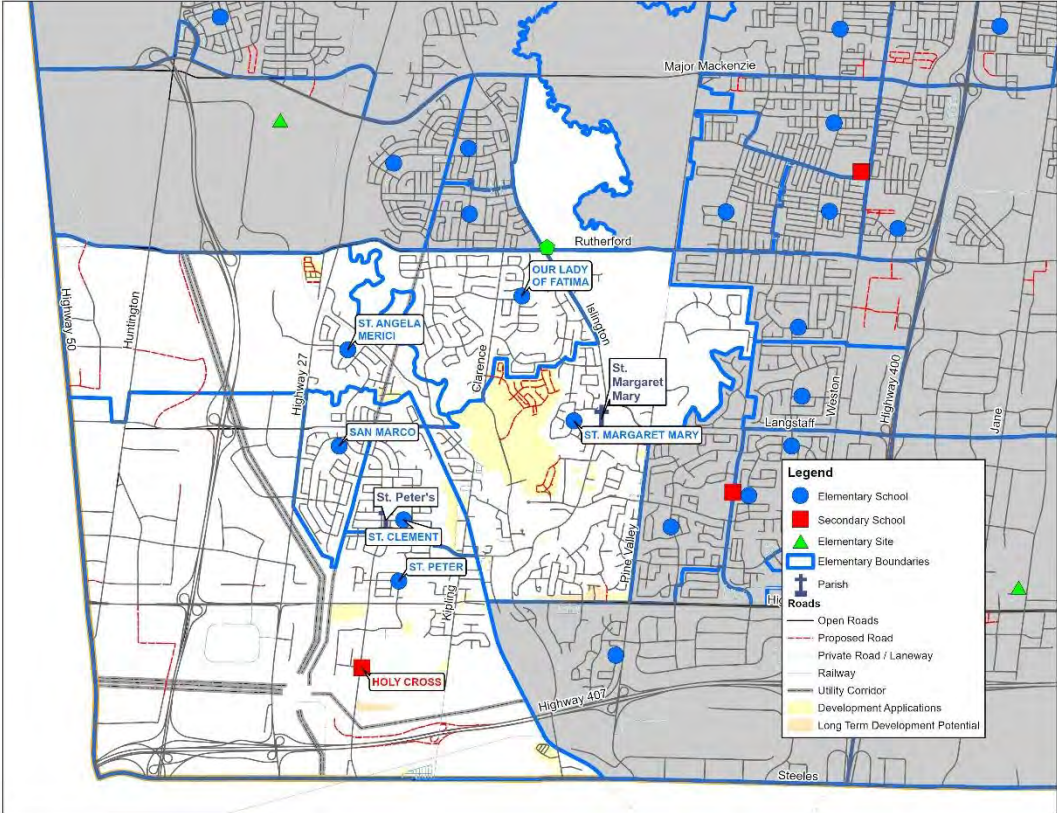
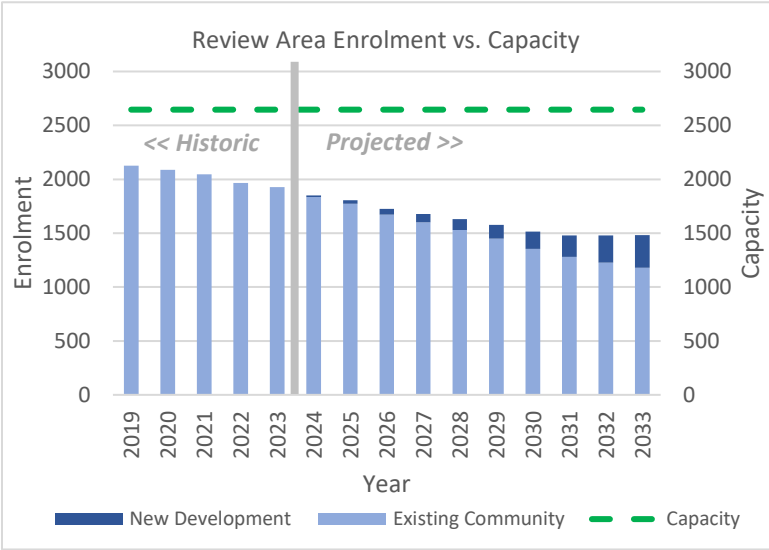
### ACCOMMODATION STRATEGIES

- Continue to pursue partnership opportunities to address surplus capacity
- Mothballing of classroom space to reduce operating costs
- Future accommodation reviews to reduce surplus capacity and to address smaller schools

# 7.15 City of Vaughan – South Woodbridge West

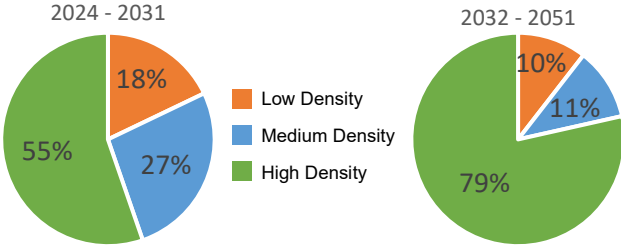
## AREA PROFILE

NUMBER OF ELEMENTARY SCHOOLS	6
ENROLMENT TREND (2019-2023)	↓ -9%
CURRENT ENROLMENT	1,927
CURRENT BOARD CAPACITY	2,646
CURRENT AREA UTILIZATION	73%
PROJECTED AREA UTILIZATION (2031)	56%



### FORECASTED NEW RESIDENTIAL UNITS BY DENSITY TYPE

SHORT TERM (2024 – 2031): 4,539  
LONG TERM (2031 – 2051): 6,679



## ELEMENTARY REVIEW AREA OVERVIEW

This review area is comprised of the western portion of Woodbridge south of Rutherford Road. The review area includes a significant amount of employment lands west of Highway 27 that is not suitable for residential development. Future residential development will consist primarily of intensification projects throughout the area.

## School Profiles - Review Area: SOUTH WOODBRIDGE WEST

### OUR LADY OF FATIMA



### SAN MARCO



### ST. ANGELA MERICI



#### FACILITY

Year Built	1987
Additions	1999
OTG Capacity	602
Site Size (Acre)	6.0
Child Care	No
B&A Program	Yes
Adjacent to Park	Yes
FCI (Assess. Yr.)	12% (2016)

Year Built	1999
Additions	
OTG Capacity	487
Site Size (Acre)	6.0
Child Care	No
B&A Program	Yes
Adjacent to Park	Yes
FCI (Assess. Yr.)	18% (2017)

Year Built	2000
Additions	
OTG Capacity	340
Site Size (Acre)	6.6
Child Care	No
B&A Program	Yes
Adjacent to Park	Yes
FCI (Assess. Yr.)	12% (2019)

#### PROGRAMS

English	JK – Grade 8
French Immersion	Grade 1 - 8

English	JK – Grade 8
---------	--------------

English	JK – Grade 8
---------	--------------

#### PARISH

St. Margaret Mary

St. Peter's

St. Peter's

#### PARTNERSHIPS



## School Profiles - Review Area: SOUTH WOODBRIDGE WEST

### ST. CLEMENT



### ST. MARGARET MARY



### ST. PETER



#### FACILITY

Year Built	1983	Year Built	1960	Year Built	1975
Additions	1999	Additions	1962, 1965, 1969, 1979	Additions	1976
OTG Capacity	384	OTG Capacity	487	OTG Capacity	369
Site Size (Acre)	5.0	Site Size (Acre)	8.4	Site Size (Acre)	8.0
Child Care	No	Child Care	No	Child Care	No
B&A Program	Yes	B&A Program	Yes	B&A Program	Yes
Adjacent to Park	Yes	Adjacent to Park	No	Adjacent to Park	Yes
FCI (Assess. Yr.)	19% (2018)	FCI (Assess. Yr.)	46% (2017)	FCI (Assess. Yr.)	40% (2020)

#### PROGRAMS

English	JK – Grade 8	English	JK – Grade 8	English	JK – Grade 8
---------	--------------	---------	--------------	---------	--------------

#### PARISH

St. Peter's		St. Margaret Mary		St. Peter's	
-------------	--	-------------------	--	-------------	--

#### PARTNERSHIPS

B&A Storage

## Enrolment Summary (2023-2033)

	Facility Data				Actual Enrolment	Projected October 31st Enrolment									
School Name	Board Capacity	Port	Pak	Capacity with Pak	2023	2024	2025	2026	2027	2028	2029	2030	2031	2032	2033
Our Lady of Fatima (Regular Track)					262	247	244	228	223	217	222	224	222	231	240
Our Lady of Fatima (French Immersion)					203	194	191	184	183	184	185	185	187	185	183
<b>Our Lady of Fatima TOTAL</b>	<b>602</b>	<b>0</b>	<b>0</b>	<b>602</b>	<b>465</b>	<b>441</b>	<b>435</b>	<b>412</b>	<b>406</b>	<b>401</b>	<b>407</b>	<b>409</b>	<b>409</b>	<b>416</b>	<b>423</b>
San Marco	487	0	0	487	275	275	268	258	252	230	220	199	189	189	189
St. Angela Merici	340	0	8	524	267	265	258	246	232	222	205	189	175	166	166
St. Clement	384	0	0	384	337	321	311	298	284	276	258	244	233	228	216
St. Margaret Mary	464	0	0	464	322	296	289	282	276	276	271	265	268	279	295
St. Peter	369	0	0	369	261	251	248	232	228	224	219	209	207	198	197
<b>TOTAL</b>	<b>2,646</b>	<b>0</b>	<b>8</b>	<b>2,830</b>	<b>1,927</b>	<b>1,849</b>	<b>1,809</b>	<b>1,728</b>	<b>1,678</b>	<b>1,629</b>	<b>1,580</b>	<b>1,515</b>	<b>1,481</b>	<b>1,476</b>	<b>1,486</b>
Students Over/Under Capacity					-719	-797	-837	-918	-968	-1,017	-1,066	-1,131	-1,165	-1,170	-1,160

## Projected Utilization (2023 – 2033)

School Name	2023	2024	2025	2026	2027	2028	2029	2030	2031	2032	2033
Our Lady of Fatima	77%	73%	72%	68%	67%	67%	68%	68%	68%	69%	70%
San Marco	56%	56%	55%	53%	52%	47%	45%	41%	39%	39%	39%
St. Angela Merici	79%	78%	76%	72%	68%	65%	60%	56%	51%	49%	49%
St. Clement	88%	84%	81%	78%	74%	72%	67%	64%	61%	59%	56%
St. Margaret Mary	69%	64%	62%	61%	59%	59%	58%	57%	58%	60%	64%
St. Peter	71%	68%	67%	63%	62%	61%	59%	57%	56%	54%	53%
<b>TOTAL</b>	<b>73%</b>	<b>70%</b>	<b>68%</b>	<b>65%</b>	<b>63%</b>	<b>62%</b>	<b>60%</b>	<b>57%</b>	<b>56%</b>	<b>56%</b>	<b>56%</b>

### ENROLMENT SUMMARY

- There are currently over 710 surplus pupil spaces in the review area
- With further enrolment decline anticipated, it is projected that by 2033, there will be nearly 1,200 surplus pupil spaces
- San Marco, St. Angela Merici and St. Peter are all projected to become smaller schools (less than 230 pupils) over the projection period

### ACCOMMODATION STRATEGIES

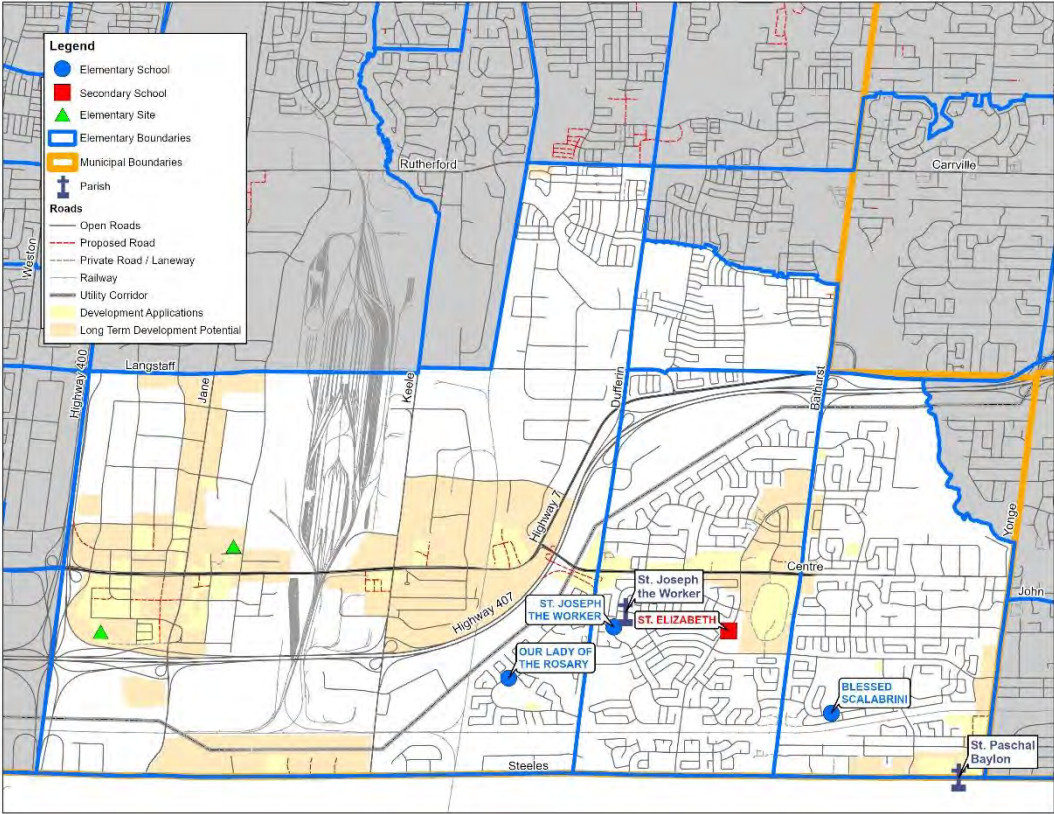
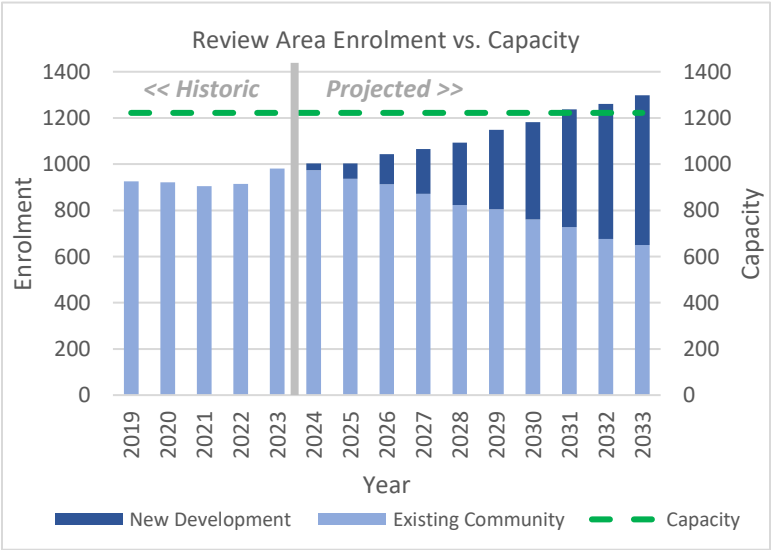
- Continue to pursue partnership opportunities to address surplus capacity
- Removal of portapak at St. Angela Merici
- Mothballing of classroom space to reduce operating costs
- Future accommodation review(s) to reduce surplus capacity and to address smaller schools



# 7.16 City of Vaughan – Thornhill

## AREA PROFILE

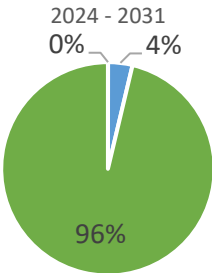
NUMBER OF ELEMENTARY SCHOOLS	3
ENROLMENT TREND (2019-2023)	↑ 6%
CURRENT ENROLMENT	981
CURRENT BOARD CAPACITY	1,222
CURRENT AREA UTILIZATION	80%
PROJECTED AREA UTILIZATION (2031)	101%



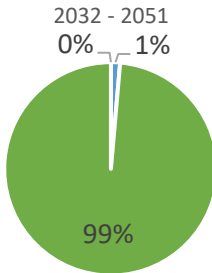
### FORECASTED NEW RESIDENTIAL UNITS BY DENSITY TYPE

SHORT TERM (2024 – 2031): 9,012

LONG TERM (2031 – 2051): 59,231



Low Density  
Medium Density  
High Density



## ELEMENTARY REVIEW AREA OVERVIEW

This review area consists of the Vaughan Thornhill community located between Keele St, Yonge St, Steeles Ave and Highway 407. The area includes future high density development along the Yonge/Steeles corridor and the Vaughan Metropolitan Centre.

## School Profiles - Review Area: VAUGHAN THORNHILL

### BLESSED SCALABRINI



### OUR LADY OF THE ROSARY



### ST. JOSEPH THE WORKER



#### FACILITY

Year Built 1983  
 Additions  
 OTG Capacity 360  
 Site Size (Acre) 5.0  
 Child Care Yes  
 B&A Program Yes  
 Adjacent to Park Yes  
 FCI (Assess. Yr.) 18% (2018)

Year Built 1981  
 Additions  
 OTG Capacity 398  
 Site Size (Acre) 5.0  
 Child Care No  
 B&A Program Yes  
 Adjacent to Park Yes  
 FCI (Assess. Yr.) 28% (2017)

Year Built 1987  
 Additions 1999  
 OTG Capacity 464  
 Site Size (Acre) 6.0  
 Child Care Yes  
 B&A Program Yes  
 Adjacent to Park Yes  
 FCI (Assess. Yr.) 13% (2019)

#### PROGRAMS

English JK – Grade 8

English JK – Grade 8

English JK – Grade 8  
 French Immersion Grade 1 - 8

#### PARISH

St. Paschal Baylon

St. Joseph the Worker

St. Joseph the Worker

#### PARTNERSHIPS

## Enrolment Summary (2023-2033)

	Facility Data				Actual Enrolment	Projected October 31st Enrolment									
School Name	Board Capacity	Port	Pak	Capacity with Pak	2023	2024	2025	2026	2027	2028	2029	2030	2031	2032	2033
Blessed Scalabrini	360	0	0	360	185	182	171	175	167	167	172	159	164	170	186
Our Lady of the Rosary	398	0	0	398	309	339	363	417	468	529	595	653	712	744	775
St. Joseph the Worker (Regular Track)					352	346	330	311	290	262	246	239	221	210	202
St. Joseph the Worker (French Immersion)					135	140	141	140	141	138	137	135	137	135	135
St. Joseph the Worker TOTAL	464	0	0	464	487	486	471	451	431	400	383	374	358	345	337
TOTAL	1,222	0	0	1,222	981	1,007	1,005	1,043	1,066	1,096	1,150	1,186	1,234	1,259	1,298
Students Over/Under Capacity					-241	-215	-217	-179	-156	-126	-72	-36	12	37	76

## Projected Utilization (2023 – 2033)

School Name	2023	2024	2025	2026	2027	2028	2029	2030	2031	2032	2033
Blessed Scalabrini	51%	51%	48%	49%	46%	46%	48%	44%	46%	47%	52%
Our Lady of the Rosary	78%	85%	91%	105%	118%	133%	149%	164%	179%	187%	195%
St. Joseph the Worker	105%	105%	102%	97%	93%	86%	83%	81%	77%	74%	73%
<b>TOTAL</b>	<b>80%</b>	<b>82%</b>	<b>82%</b>	<b>85%</b>	<b>87%</b>	<b>90%</b>	<b>94%</b>	<b>97%</b>	<b>101%</b>	<b>103%</b>	<b>106%</b>

### ENROLMENT SUMMARY

- Enrolment in the review area has increased by 56 students over the last 5 years
- The review area includes schools with surplus pupil spaces as well as schools with existing and projected enrolment pressures
- Current and future students within the Vaughan Metropolitan Centre contribute to the future accommodation pressures at Our Lady of the Rosary
- Blessed Scalabrini is considered a smaller school with less than 230 pupils.

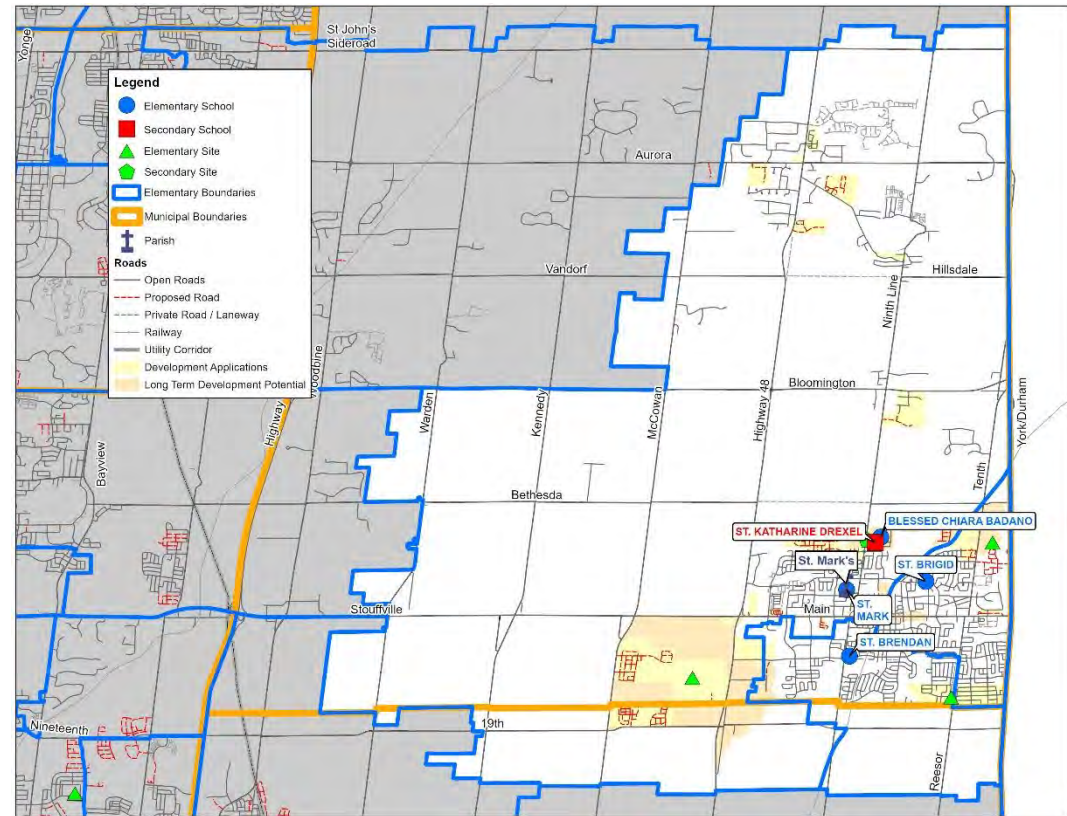
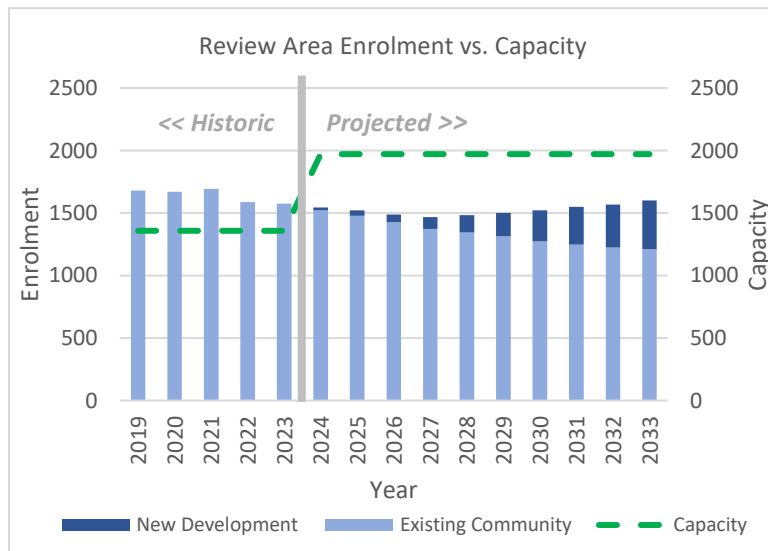
### ACCOMMODATION STRATEGIES

- Opening of a new joint use facility within Vaughan Metropolitan Centre, planned for 2029
- Enrolment pressures to be managed with portables.
- Continue to pursue partnership opportunities to address surplus pupil spaces
- Mothballing of classroom space to reduce operating costs

# 7.17 Town of Whitchurch-Stouffville

## AREA PROFILE

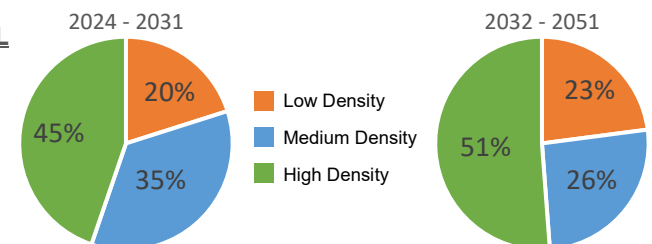
NUMBER OF ELEMENTARY SCHOOLS	5
ENROLMENT TREND (2019-2023)	↓ -6%
CURRENT ENROLMENT	1,574
CURRENT BOARD CAPACITY	1,971
CURRENT AREA UTILIZATION	80%
PROJECTED AREA UTILIZATION (2031)	79%



## FORECASTED NEW RESIDENTIAL UNITS BY DENSITY TYPE

SHORT TERM (2024 – 2031): 3,305

LONG TERM (2031 – 2051): 12,169



## ELEMENTARY REVIEW AREA OVERVIEW

This review area encompasses the Town of Whitchurch-Stouffville. Growth within the review area is focused within the community of Stouffville, including the Lincolnville/Old Elm lands adjacent the GO station as well as lands southwest of Main St. and Highway 48.



## School Profiles - Review Area: WHITCHURCH-STOUFFVILLE

### BLESSED CHIARA BADANO



### ST. BRENDAN



### ST. BRIGID



#### FACILITY

Year Built	2023
Additions	
OTG Capacity	291
Site Size (Acre)	15.2
Child Care	Yes
B&A Program	Yes
Adjacent to Park	No
FCI (Assess. Yr.)	Not Assessed

Year Built	2012
Additions	
OTG Capacity	530
Site Size (Acre)	6.0
Child Care	No
B&A Program	Yes
Adjacent to Park	No
FCI (Assess. Yr.)	1% (2020)

Year Built	2001
Additions	2013
OTG Capacity	435
Site Size (Acre)	5.0
Child Care	No
B&A Program	Yes
Adjacent to Park	Yes
FCI (Assess. Yr.)	14% (2019)

#### PROGRAMS

French Immersion Grade 1 – 6

English JK – Grade 6

English JK – Grade 6

#### PARISH

St. Mark's

St. Mark's

St. Mark's

#### PARTNERSHIPS

### ST. KATHARINE DREXEL



### ST. MARK



#### FACILITY

Year Built 2023  
 Additions  
 OTG Capacity 322  
 Site Size (Acre) 15.2  
 Child Care No  
 B&A Program No  
 Adjacent to Park No  
 FCI (Assess. Yr.) Not Assessed

Year Built 1965  
 Additions 1969, 1990  
 OTG Capacity 393  
 Site Size (Acre) 5.9  
 Child Care No  
 B&A Program Yes  
 Adjacent to Park No  
 FCI (Assess. Yr.) 26% (2016)

#### PROGRAMS

English Grade 7 – 8  
 French Immersion Grade 7 – 8

English JK – Grade 6

#### PARISH

St. Mark's

St. Mark's

#### PARTNERSHIPS



## Enrolment Summary (2023-2033)

	Facility Data				Actual Enrolment	Projected October 31st Enrolment									
School Name	Board Capacity	Port	Pak	Capacity with Pak	2023	2024	2025	2026	2027	2028	2029	2030	2031	2032	2033
Blessed Chiara Badano	291	0	0	291	172	165	170	181	192	203	214	213	215	213	214
St. Brendan	530	2	8	714	406	367	342	312	280	257	235	232	236	233	229
St. Brigid	435	0	0	435	313	310	301	309	309	310	318	316	318	321	326
St. Katharine Drexel (Regular Track)					298	319	320	306	290	305	306	287	273	279	289
St. Katharine Drexel (French Immersion)					64	74	65	49	40	38	36	43	54	56	57
St. Katharine Drexel TOTAL	322	0	0	322	362	393	385	355	330	343	342	330	327	335	346
St. Mark	393	11	0	393	321	306	324	330	355	370	390	428	454	467	488
TOTAL	1,971	13	0	2,155	1,574	1,541	1,522	1,487	1,466	1,483	1,499	1,519	1,550	1,569	1,603
Students Over/Under Capacity					-397	-430	-449	-484	-505	-488	-472	-452	-421	-402	-368

## Projected Utilization (2023 – 2033)

School Name	2023	2024	2025	2026	2027	2028	2029	2030	2031	2032	2033
Blessed Chiara Badano	59%	57%	58%	62%	66%	70%	74%	73%	74%	73%	74%
St. Brendan	77%	69%	65%	59%	53%	48%	44%	44%	45%	44%	43%
St. Brigid	72%	71%	69%	71%	71%	71%	73%	73%	73%	74%	75%
St. Katharine Drexel	112%	122%	120%	110%	102%	107%	106%	102%	102%	104%	107%
St. Mark	82%	78%	82%	84%	90%	94%	99%	109%	116%	119%	124%
<b>TOTAL</b>	<b>80%</b>	<b>78%</b>	<b>77%</b>	<b>75%</b>	<b>74%</b>	<b>75%</b>	<b>76%</b>	<b>77%</b>	<b>79%</b>	<b>80%</b>	<b>81%</b>

### ENROLMENT SUMMARY

- Enrolment in the area has historically exceeded capacity
- Current enrolment pressures will be mitigated with the opening of Blessed Chiara Badano and St. Katharine Drexel
- Enrolment is anticipated to remain relatively stable over the long term

### ACCOMMODATION STRATEGIES

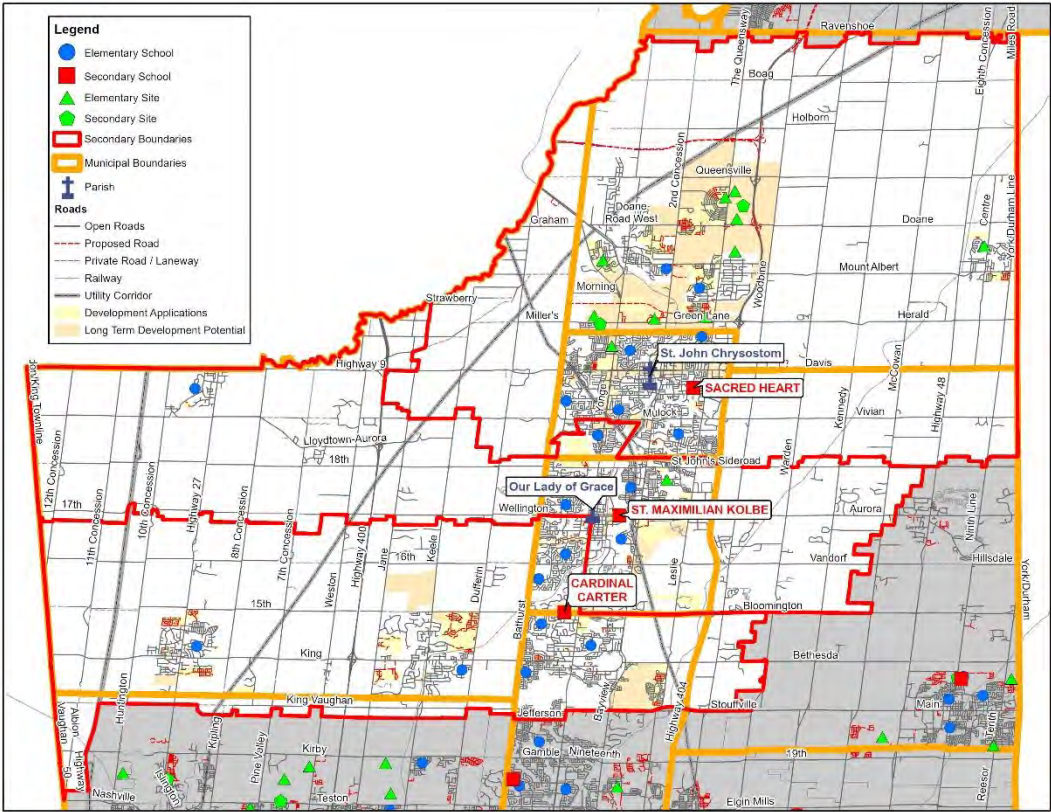
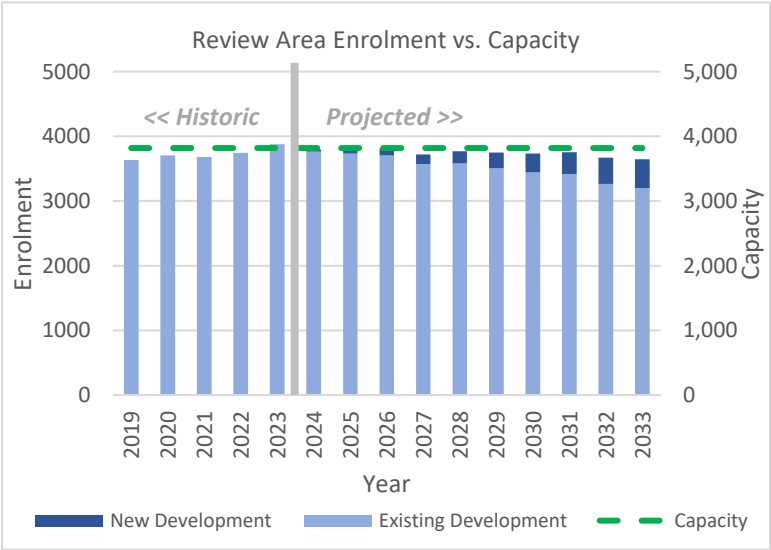
- Boundary review to balance the impact of future students anticipated from new development
- Continue to pursue partnership opportunities to address surplus capacity
- Removal of portapak at St. Brendan
- Relocation of portables no longer required in current location
- Mothballing of classroom space to reduce operating costs

## **8. AREA PROFILES – SECONDARY**

# 8.1 Aurora/Newmarket Secondary

## AREA PROFILE

NUMBER OF SECONDARY SCHOOLS	3
ENROLMENT TREND (2019-2023)	↑7%
CURRENT ENROLMENT	3,879
CURRENT BOARD CAPACITY	3,819
CURRENT AREA UTILIZATION	102%
PROJECTED AREA UTILIZATION (2031)	98%



## SECONDARY REVIEW AREA OVERVIEW

This area contains one secondary school in Newmarket and two secondary schools in Aurora, accommodating students from a number of municipalities, including Aurora, King, East Gwillimbury, Newmarket, Richmond Hill and Whitchurch-Stouffville.

## School Profiles - Review Area: AURORA/NEWMARKET SECONDARY

### CARDINAL CARTER



### SACRED HEART



### ST. MAXIMILIAN KOLBE



#### FACILITY

Year Built	1992
Additions	
OTG Capacity	1398
Site Size (Acre)	17.5
Child Care	Yes
B&A Program	No
Adjacent to Park	No
FCI (Assess. Yr.)	13% (2016)

Year Built	1983
Additions	1987, 2002
OTG Capacity	1134
Site Size (Acre)	12.4
Child Care	No
B&A Program	No
Adjacent to Park	Yes
FCI (Assess. Yr.)	20% (2018)

Year Built	2009
Additions	
OTG Capacity	1287
Site Size (Acre)	20.4
Child Care	No
B&A Program	No
Adjacent to Park	No
FCI (Assess. Yr.)	3% (2020)

#### PROGRAMS

International Baccalaureate

Advanced Placement  
Regional Arts Program  
PACE

Advanced Placement  
French Immersion  
High Performer Athletic

#### PARISH

Our Lady of Grace

St. John Chrysostom

Our Lady of Grace

#### PARTNERSHIPS

Town of Aurora – Natural play field

Town of Aurora - Artificial turf field

## Enrolment Summary (2023-2033)

	Facility Data				Actual Enrolment	Projected October 31 Nominal Enrolment									
School Name	Board Capacity	Port	Pak	Capacity with Pak	2023	2024	2025	2026	2027	2028	2029	2030	2031	2032	2033
Cardinal Carter (English)					1,195	1,128	1,068	1,000	944	955	927	929	901	915	909
Cardinal Carter (IB)					186	189	200	202	210	209	221	210	213	213	211
Cardinal Carter TOTAL	1,398	5	0	1,398	1,381	1,317	1,268	1,202	1,154	1,164	1,148	1,139	1,114	1,128	1,120
Sacred Heart (English)					992	1,030	1,057	1,156	1,143	1,162	1,178	1,169	1,186	1,172	1,171
Sacred Heart (Arts Program)					207	206	210	212	214	213	212	212	214	215	214
Sacred Heart TOTAL	1,134	0	4	1,218	1,199	1,236	1,267	1,368	1,357	1,375	1,390	1,381	1,400	1,387	1,385
St. Maximilian Kolbe (English)					1,135	1,057	1,058	1,019	1,003	1,025	1,023	1,022	1,047	969	943
St. Maximilian Kolbe (French Immersion)					164	185	219	224	204	206	187	191	193	191	195
St. Maximilian Kolbe TOTAL	1,287	0	6	1,413	1,299	1,242	1,277	1,243	1,207	1,231	1,210	1,213	1,240	1,160	1,138
TOTAL	3,819	5	10	4,029	3,879	3,795	3,812	3,813	3,718	3,770	3,748	3,733	3,754	3,675	3,643
Students Over/Under Capacity					60	-24	-7	-6	-101	-49	-71	-86	-65	-144	-176

## Projected Utilization (2023 – 2033)

School Name	2023	2024	2025	2026	2027	2028	2029	2030	2031	2032	2033
Cardinal Carter	99%	94%	91%	86%	83%	83%	82%	81%	80%	81%	80%
Sacred Heart	106%	109%	112%	121%	120%	121%	123%	122%	123%	122%	122%
St. Maximilian Kolbe	101%	97%	99%	97%	94%	96%	94%	94%	96%	90%	88%
<b>TOTAL</b>	<b>102%</b>	<b>99%</b>	<b>100%</b>	<b>100%</b>	<b>97%</b>	<b>99%</b>	<b>98%</b>	<b>98%</b>	<b>98%</b>	<b>96%</b>	<b>95%</b>

### ENROLMENT SUMMARY

- Enrolment in the review area has increased slightly over the last 5 years
- Overall, there is sufficient capacity in the review area to accommodate students over the 10 year projection period
- Commencing September 2024, the elimination of dual feeder status of Cardinal Carter may impact enrolment

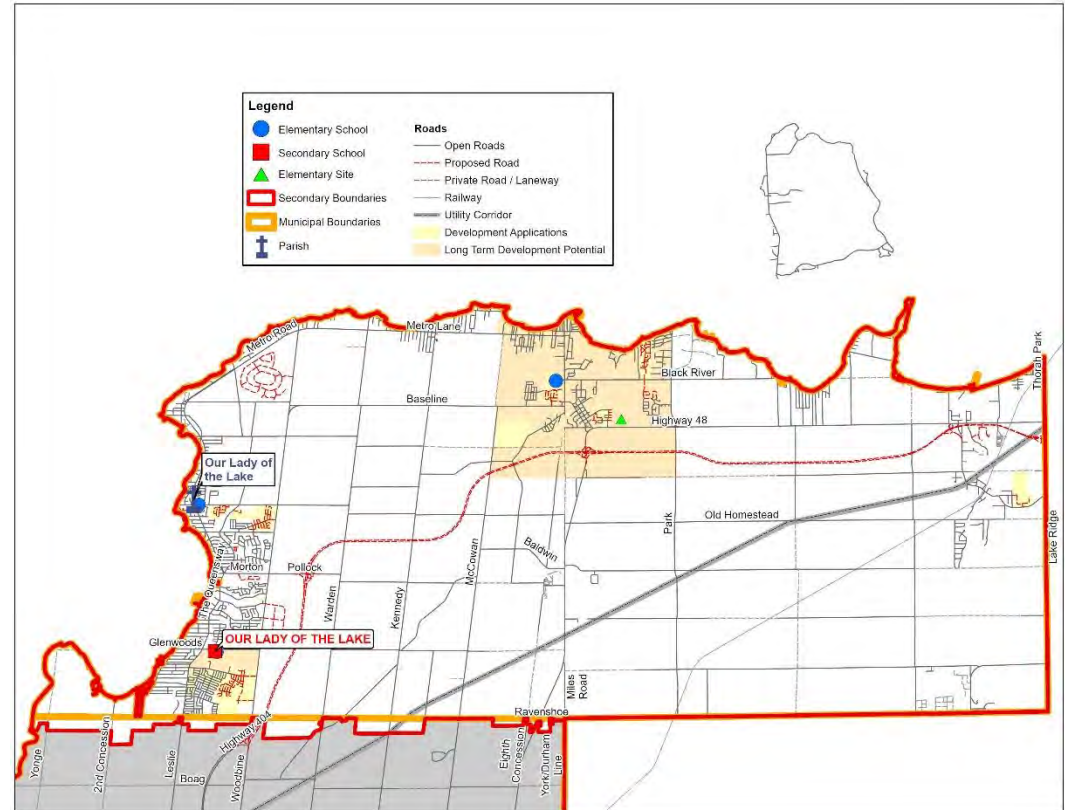
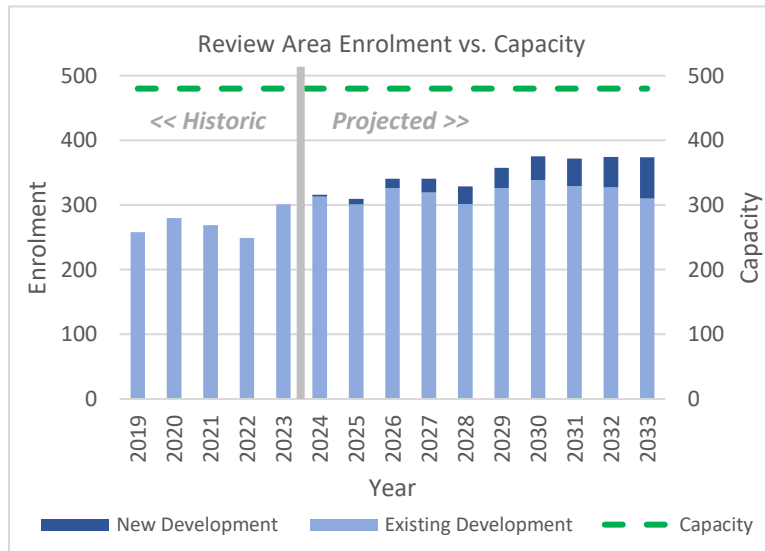
### ACCOMMODATION STRATEGIES

- Regional Secondary Boundary Review intended to balance enrolment between YCDSB secondary schools
- Continue to monitor enrolment throughout the review area
- Enrolment pressures to be managed with portables
- Monitor the impact of removing dual feeder status and associated transportation service

## 8.2 Georgina Secondary

### AREA PROFILE

NUMBER OF SECONDARY SCHOOLS	1
ENROLMENT TREND (2019-2023)	↑17%
CURRENT ENROLMENT	301
CURRENT BOARD CAPACITY	480
CURRENT AREA UTILIZATION	63%
PROJECTED AREA UTILIZATION (2031)	78%



### SECONDARY REVIEW AREA OVERVIEW

The Georgina review area includes one secondary school, Our lady of the Lake, which operates as a grade 7-12 school.



OUR LADY OF THE LAKE



FACILITY

Year Built	2001
Additions	
OTG Capacity	480
Site Size (Acre)	12.2
Child Care	No
B&A Program	No
Adjacent to Park	No
FCI (Assess. Yr.)	13% (2018)

PROGRAMS

Advanced Placement  
French Immersion

PARISH

Our Lady of the Lake

PARTNERSHIPS

York Hills

## Enrolment Summary (2023-2033)

	Facility Data				Actual Enrolment	Projected October 31 Nominal Enrolment									
School Name	Board Capacity	Port	Pak	Capacity with Pak	2023	2024	2025	2026	2027	2028	2029	2030	2031	2032	2033
Our Lady of the Lake (English)					290	292	271	287	285	272	290	301	288	288	290
Our Lady of the Lake (French Immersion)					11	26	40	53	57	56	67	75	84	86	83
<b>Our Lady of the Lake TOTAL</b>	<b>480</b>	<b>0</b>	<b>6</b>	<b>606</b>	<b>301</b>	<b>318</b>	<b>311</b>	<b>340</b>	<b>342</b>	<b>328</b>	<b>357</b>	<b>376</b>	<b>372</b>	<b>374</b>	<b>373</b>
<b>TOTAL</b>	<b>480</b>	<b>0</b>	<b>6</b>	<b>606</b>	<b>301</b>	<b>318</b>	<b>311</b>	<b>340</b>	<b>342</b>	<b>328</b>	<b>357</b>	<b>376</b>	<b>372</b>	<b>374</b>	<b>373</b>
Students Over/Under Capacity					-179	-162	-169	-140	-138	-152	-123	-104	-108	-106	-107

## Projected Utilization (2023 – 2033)

School Name	2023	2024	2025	2026	2027	2028	2029	2030	2031	2032	2033
Our Lady of the Lake	63%	66%	65%	71%	71%	68%	74%	78%	78%	78%	78%
<b>TOTAL</b>	<b>63%</b>	<b>66%</b>	<b>65%</b>	<b>71%</b>	<b>71%</b>	<b>68%</b>	<b>74%</b>	<b>78%</b>	<b>78%</b>	<b>78%</b>	<b>78%</b>

### ENROLMENT SUMMARY

- Enrolment in the review area has fluctuated over the past 5 years due primarily to incoming Grade 9 students
- While enrolment in the review area is less than capacity, facility pressures are a result of smaller class sizes in the area

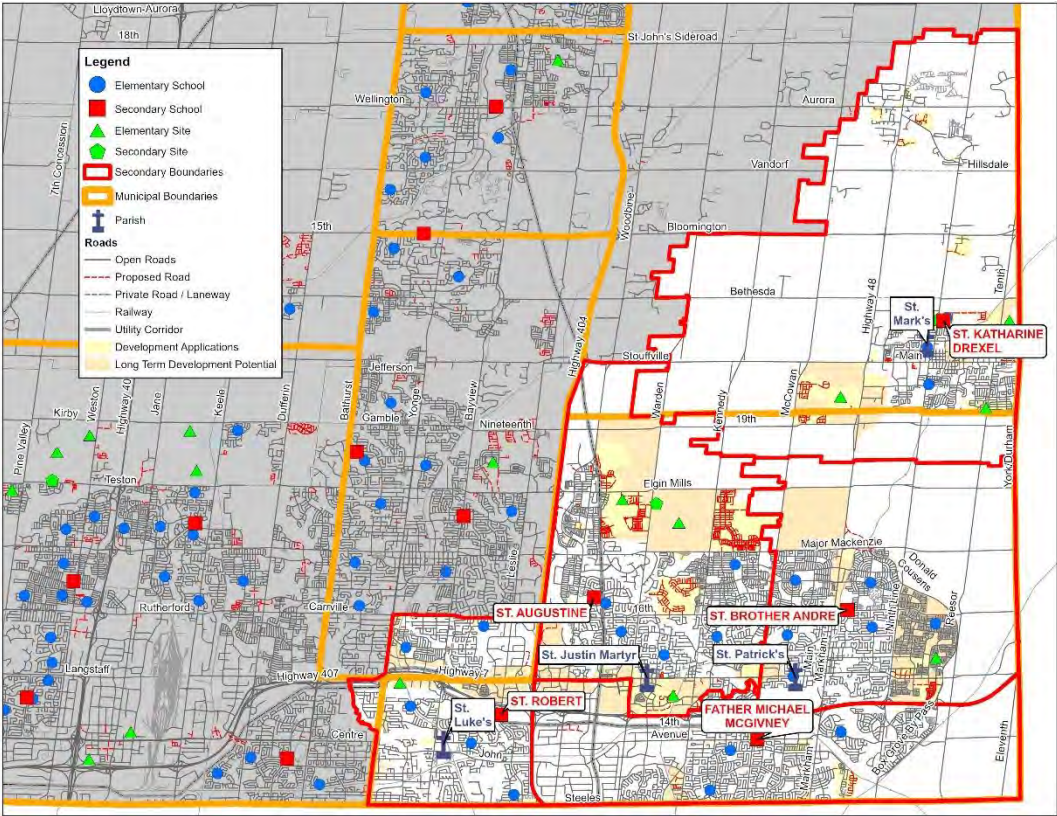
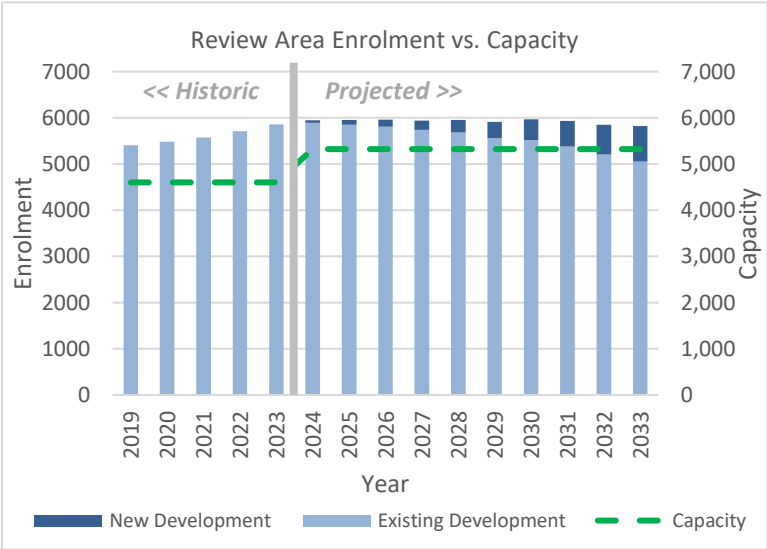
### ACCOMMODATION STRATEGIES

- Enrolment pressures to be managed with portables

# 8.3 Markham/Whitchurch-Stouffville Secondary

## AREA PROFILE

NUMBER OF SECONDARY SCHOOLS	5
ENROLMENT TREND (2019-2023)	↑8%
CURRENT ENROLMENT	5,855
CURRENT BOARD CAPACITY	5,322
CURRENT AREA UTILIZATION	110%
PROJECTED AREA UTILIZATION (2031)	111%



## SECONDARY REVIEW AREA OVERVIEW

The Markham / Whitchurch-Stouffville review area includes four secondary schools in the City of Markham and the new St. Katharine Drexel in the community of Stouffville, which opened in March 2024. The review area includes areas of significant residential growth in the form of intensification along the Highway 7 corridor in Markham, as well as greenfield development areas within both Markham and Whitchurch-Stouffville.

### FATHER MICHAEL MCGIVNEY



### ST. AUGUSTINE



### ST. BROTHER ANDRE



#### FACILITY

Year Built 1992  
 Additions  
 OTG Capacity 1185  
 Site Size (Acre) 17.4  
 Child Care Yes  
 B&A Program No  
 Adjacent to Park No  
 FCI (Assess. Yr.) 12% (2016)

Year Built 2001  
 Additions  
 OTG Capacity 1218  
 Site Size (Acre) 13.5  
 Child Care No  
 B&A Program No  
 Adjacent to Park Yes  
 FCI (Assess. Yr.) 10% (2019)

Year Built 1986  
 Additions 1987, 1989  
 OTG Capacity 1155  
 Site Size (Acre) 18.0  
 Child Care No  
 B&A Program No  
 Adjacent to Park Yes  
 FCI (Assess. Yr.) 37% (2018)

#### PROGRAMS

International Baccalaureate

Advanced Placement  
 French Immersion  
 PACE

#### PARISH

St. Patrick's

St. Justin Martyr

St. Mark's

#### PARTNERSHIPS

Markham Sports Dome - Dome and artificial turf field

City of Markham - Field

City of Markham - Field  
 Markham Sports Dome - Dome and artificial turf field

ST. KATHARINE DREXEL



ST. ROBERT



FACILITY

Year Built	2023
Additions	
OTG Capacity	720
Site Size (Acre)	15.2
Child Care	No
B&A Program	No
Adjacent to Park	No
FCI (Assess. Yr.)	Not Assessed

Year Built	1967
Additions	1976, 1984, 1987
OTG Capacity	1104
Site Size (Acre)	19.0
Child Care	No
B&A Program	No
Adjacent to Park	No
FCI (Assess. Yr.)	30% (2016)

PROGRAMS

French Immersion

International Baccalaureate

PARISH

St. Mark's

St. Luke's

PARTNERSHIPS

City of Markham - Field and Dome and artificial turf field

## Enrolment Summary (2023-2033)

School Name	Facility Data				Actual Enrolment	Projected October 31 Nominal Enrolment									
	Board Capacity	Port	Pak	Capacity with Pak	2023	2024	2025	2026	2027	2028	2029	2030	2031	2032	2033
Father Michael McGivney (English)					813	805	743	684	673	676	689	709	711	689	664
Father Michael McGivney (IB)					360	352	348	336	336	335	332	329	324	318	311
<b>Father Michael McGivney TOTAL</b>	<b>1,185</b>	<b>0</b>	<b>0</b>	<b>1,185</b>	<b>1,173</b>	<b>1,157</b>	<b>1,091</b>	<b>1,020</b>	<b>1,009</b>	<b>1,011</b>	<b>1,021</b>	<b>1,038</b>	<b>1,035</b>	<b>1,007</b>	<b>975</b>
St. Augustine	1,218	4	0	1,218	1,472	1,559	1,603	1,639	1,599	1,601	1,550	1,551	1,508	1,461	1,416
St. Brother Andre (English)					1,245	1,084	944	808	772	778	770	790	804	807	806
St. Brother Andre (French Immersion)					182	197	197	186	191	186	180	176	174	172	173
<b>St. Brother Andre TOTAL</b>	<b>1,155</b>	<b>0</b>	<b>24</b>	<b>1,659</b>	<b>1,427</b>	<b>1,281</b>	<b>1,141</b>	<b>994</b>	<b>963</b>	<b>964</b>	<b>950</b>	<b>966</b>	<b>978</b>	<b>979</b>	<b>979</b>
St. Katharine Drexel (English)					80	200	343	498	585	616	634	649	633	625	627
St. Katharine Drexel (French Immersion)					22	50	86	124	129	123	105	87	76	81	90
<b>St. Katharine Drexel TOTAL</b>	<b>660</b>	<b>0</b>	<b>0</b>	<b>660</b>	<b>102</b>	<b>250</b>	<b>429</b>	<b>622</b>	<b>714</b>	<b>739</b>	<b>739</b>	<b>736</b>	<b>709</b>	<b>706</b>	<b>717</b>
St. Robert (English)					1,064	1,075	1,052	1,049	1,025	1,011	1,021	1,044	1,082	1,089	1,127
St. Robert (IB)					617	629	640	638	634	632	628	627	621	610	605
<b>St. Robert TOTAL</b>	<b>1,104</b>	<b>13</b>	<b>12</b>	<b>1,356</b>	<b>1,681</b>	<b>1,704</b>	<b>1,692</b>	<b>1,687</b>	<b>1,659</b>	<b>1,643</b>	<b>1,649</b>	<b>1,671</b>	<b>1,703</b>	<b>1,699</b>	<b>1,732</b>
<b>TOTAL</b>	<b>5,322</b>	<b>17</b>	<b>36</b>	<b>6,078</b>	<b>5,855</b>	<b>5,951</b>	<b>5,956</b>	<b>5,962</b>	<b>5,944</b>	<b>5,958</b>	<b>5,909</b>	<b>5,962</b>	<b>5,933</b>	<b>5,852</b>	<b>5,819</b>
Students Over/Under Capacity					473	569	574	580	562	576	527	580	551	470	437

## Projected Utilization (2023 – 2033)

School Name	2023	2024	2025	2026	2027	2028	2029	2030	2031	2032	2033
Father Michael McGivney	99%	98%	92%	86%	85%	85%	86%	88%	87%	85%	82%
St. Augustine	121%	128%	132%	135%	131%	131%	127%	127%	124%	120%	116%
St. Brother Andre	124%	111%	99%	86%	83%	83%	82%	84%	85%	85%	85%
St. Katharine Drexel	15%	38%	65%	94%	108%	112%	112%	112%	107%	107%	109%
St. Robert	152%	154%	153%	153%	150%	149%	149%	151%	154%	154%	157%
<b>TOTAL</b>	<b>110%</b>	<b>112%</b>	<b>112%</b>	<b>112%</b>	<b>112%</b>	<b>112%</b>	<b>111%</b>	<b>112%</b>	<b>111%</b>	<b>110%</b>	<b>109%</b>

### ENROLMENT SUMMARY

- Enrolment in the review area has increased by over 400 students in the last 5 years and is expected to continue operating over capacity over the projection period
- An enrolment cap is in place at St. Robert to mitigate enrolment pressures

### ACCOMMODATION STRATEGIES

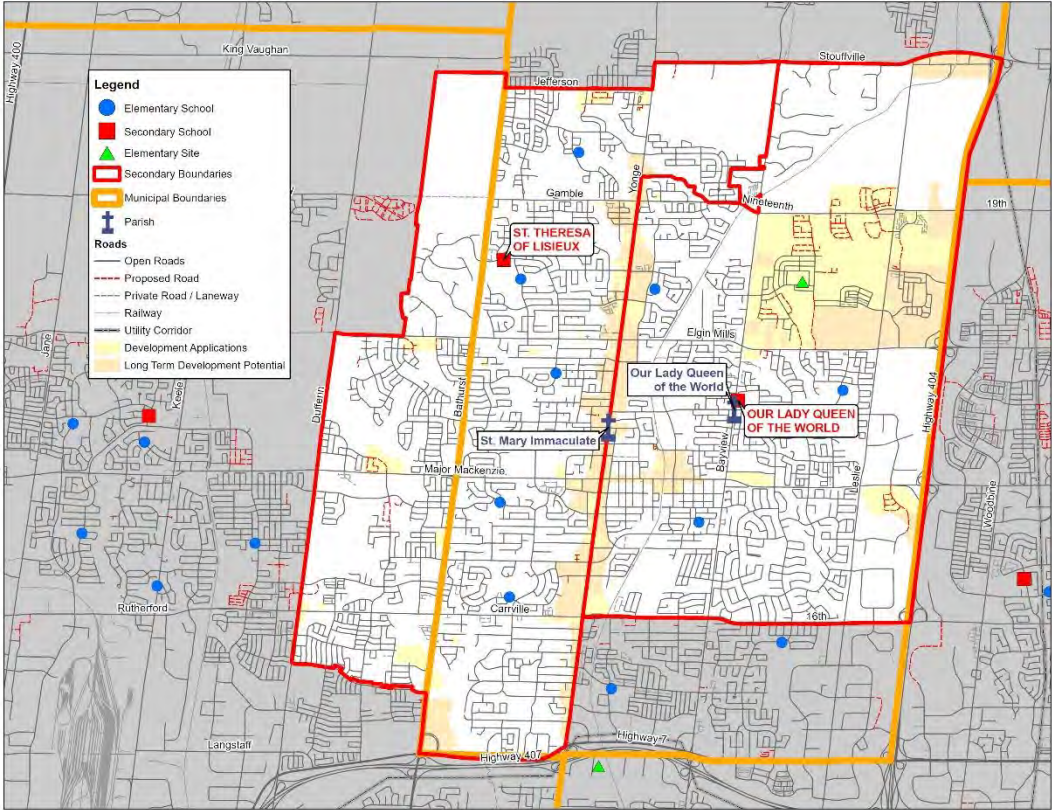
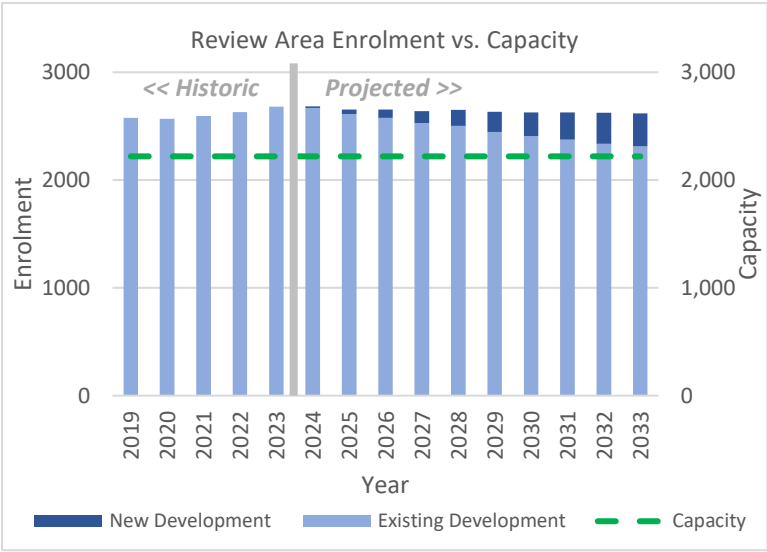
- Regional Secondary Boundary Review intended to balance enrolment between YCDSB secondary schools
- St. Robert Short Term – Pursue funding for replacement of the portapak and associated renewal needs
- St. Robert Long Term - Continue to pursue a request for provincial funding for a replacement school for St. Robert



# 8.4 Richmond Hill Secondary

## AREA PROFILE

NUMBER OF SECONDARY SCHOOLS	2
ENROLMENT TREND (2019-2023)	↑4%
CURRENT ENROLMENT	2,681
CURRENT BOARD CAPACITY	2,220
CURRENT AREA UTILIZATION	121%
PROJECTED AREA UTILIZATION (2031)	118%



## SECONDARY REVIEW AREA OVERVIEW

The Richmond Hill review area includes two secondary schools within the City of Richmond Hill, St. Theresa of Lisieux and Our Lady Queen of the World. Future development within the review area is anticipated from the North Leslie secondary plan as well as key intensification areas along the Yonge Street corridor.

OUR LADY QUEEN OF THE WORLD ST. THERESA OF LISIEUX



FACILITY

Year Built 2009  
 Additions  
 OTG Capacity 1059  
 Site Size (Acre) 13.5  
 Child Care No  
 B&A Program No  
 Adjacent to Park No  
 FCI (Assess. Yr.) 1% (2020)

Year Built 2002  
 Additions  
 OTG Capacity 1161  
 Site Size (Acre) 15.0  
 Child Care No  
 B&A Program No  
 Adjacent to Park Yes  
 FCI (Assess. Yr.) 6% (2019)

PROGRAMS

Advanced Placement  
 French Immersion

Advanced Placement  
 PACE

PARISH

Our Lady Queen of the World

St. Mary Immaculate

PARTNERSHIPS

City of Richmond Hill - Field

City of Richmond Hill - Field

## Enrolment Summary (2023-2033)

	Facility Data				Actual Enrolment	Projected October 31 Nominal Enrolment									
School Name	Board Capacity	Port	Pak	Capacity with Pak	2023	2024	2025	2026	2027	2028	2029	2030	2031	2032	2033
Our Lady Queen of the World (English)					795	809	775	755	757	770	766	776	780	784	780
Our Lady Queen of the World (French Immersion)					294	275	280	298	282	283	266	250	250	243	246
Our Lady Queen of the World TOTAL	1,059	0	0	1,059	1,089	1,084	1,055	1,053	1,039	1,053	1,032	1,026	1,030	1,027	1,026
St. Theresa of Lisieux	1,161	12	12	1,413	1,592	1,600	1,599	1,600	1,599	1,600	1,602	1,603	1,599	1,599	1,594
TOTAL	2,220	12	12	2,472	2,681	2,684	2,654	2,653	2,638	2,653	2,634	2,629	2,629	2,626	2,620
Students Over/Under Capacity					461	464	434	433	418	433	414	409	409	406	400

## Projected Utilization (2023 – 2033)

School Name	2023	2024	2025	2026	2027	2028	2029	2030	2031	2032	2033
Our Lady Queen of the World	103%	102%	100%	99%	98%	99%	97%	97%	97%	97%	97%
St. Theresa of Lisieux	137%	138%	138%	138%	138%	138%	138%	138%	138%	138%	137%
<b>TOTAL</b>	<b>121%</b>	<b>121%</b>	<b>120%</b>	<b>120%</b>	<b>119%</b>	<b>120%</b>	<b>119%</b>	<b>118%</b>	<b>118%</b>	<b>118%</b>	<b>118%</b>

### ENROLMENT SUMMARY

- An enrolment cap has been in place at St. Theresa of Lisieux since September 2017, with Our Lady Queen of the World designated as the overflow school

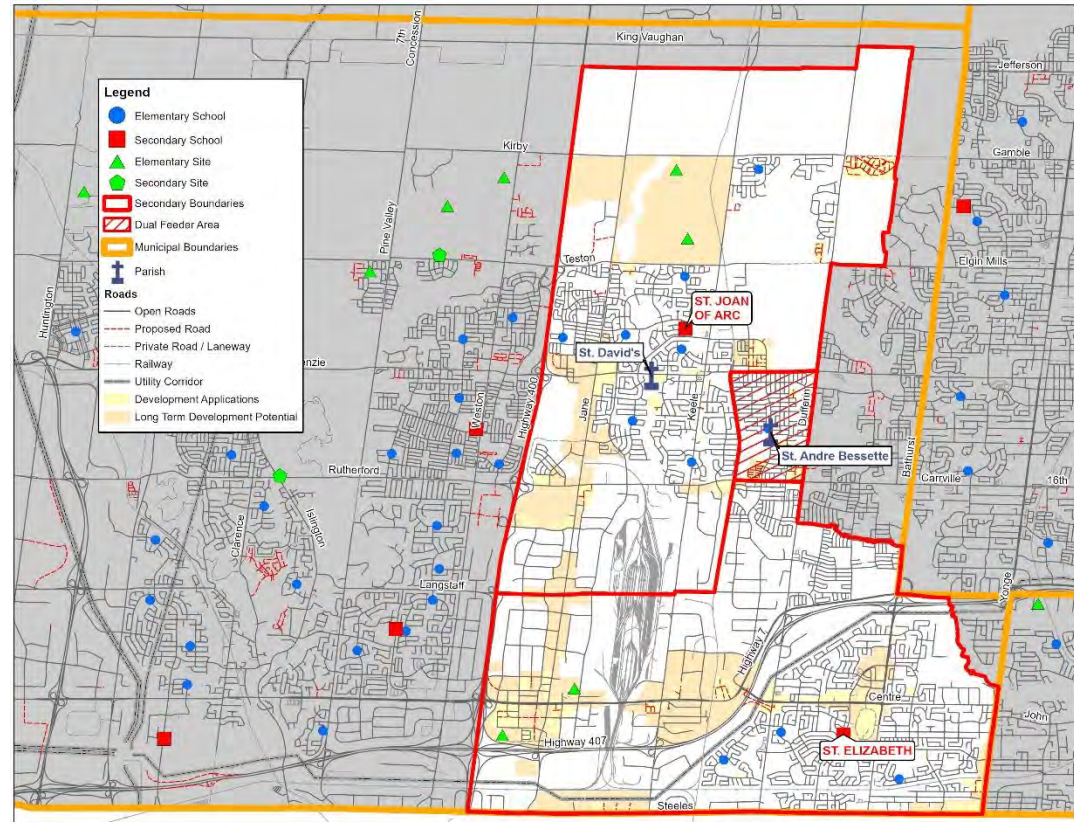
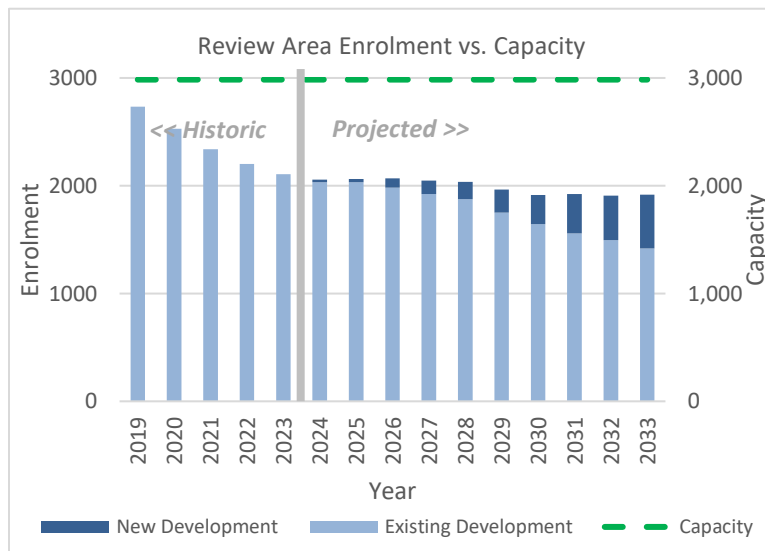
### ACCOMMODATION STRATEGIES

- Continue to pursue required funding for an addition to the cafeteria at St. Theresa of Lisieux
- Continue to monitor the requirement for, and effectiveness of an enrolment cap at St. Theresa of Lisieux
- Consider both secondary schools in the Regional Secondary Boundary Review intended to balance enrolment between YCDSB secondary schools
- Investigate additional pupil accommodation for St. Theresa of Lisieux students, such as a possible annex location of the school, to address enrolment pressures

## 8.5 Vaughan - Maple/Thornhill Secondary

### AREA PROFILE

NUMBER OF SECONDARY SCHOOLS	2
ENROLMENT TREND (2019-2023)	↓ -23%
CURRENT ENROLMENT	2,108
CURRENT BOARD CAPACITY	2,985
CURRENT AREA UTILIZATION	71%
PROJECTED AREA UTILIZATION (2031)	64%



### SECONDARY REVIEW AREA OVERVIEW

The Maple/Thornhill review area contains two secondary schools: St. Elizabeth and St. Joan of Arc. The area on the map highlighted in red indicates a dual feeder area, where students have the option to attend either St. Elizabeth or St. Joan of Arc. Future growth within the review area consists primarily of high density intensification in strategic locations in close proximity to existing and future transit.



ST. ELIZABETH



ST. JOAN OF ARC



FACILITY

Year Built	1989
Additions	
OTG Capacity	1428
Site Size (Acre)	14.0
Child Care	No
B&A Program	No
Adjacent to Park	Yes
FCI (Assess. Yr.)	20% (2018)

Year Built	1993
Additions	2006
OTG Capacity	1557
Site Size (Acre)	15.0
Child Care	Yes
B&A Program	No
Adjacent to Park	Yes
FCI (Assess. Yr.)	16% (2016)

PROGRAMS

Regional Arts Program

Advanced Placement

PARISH

St. Andre Bessette

St. David's

PARTNERSHIPS

City of Vaughan - Field

## Enrolment Summary (2023-2033)

	Facility Data				Actual Enrolment	Projected October 31 Nominal Enrolment									
School Name	Board Capacity	Port	Pak	Capacity with Pak	2023	2024	2025	2026	2027	2028	2029	2030	2031	2032	2033
St. Elizabeth (English)					852	801	711	640	605	627	615	622	650	653	678
St. Elizabeth (Arts Program)					289	248	262	243	257	261	257	258	258	256	247
<b>St. Elizabeth TOTAL</b>	<b>1,428</b>	<b>6</b>	<b>6</b>	<b>1,554</b>	<b>1,141</b>	<b>1,049</b>	<b>973</b>	<b>883</b>	<b>862</b>	<b>888</b>	<b>872</b>	<b>880</b>	<b>908</b>	<b>909</b>	<b>925</b>
St. Joan of Arc	1,557	4	0	1,557	967	1,009	1,091	1,187	1,186	1,148	1,091	1,033	1,016	1,001	993
<b>TOTAL</b>	<b>2,985</b>	<b>10</b>	<b>6</b>	<b>3,111</b>	<b>2,108</b>	<b>2,058</b>	<b>2,064</b>	<b>2,070</b>	<b>2,048</b>	<b>2,036</b>	<b>1,963</b>	<b>1,913</b>	<b>1,924</b>	<b>1,910</b>	<b>1,918</b>
Students Over/Under Capacity					-877	-927	-921	-915	-937	-949	-1,022	-1,072	-1,061	-1,075	-1,067

## Projected Utilization (2023 – 2033)

School Name	2023	2024	2025	2026	2027	2028	2029	2030	2031	2032	2033
St. Elizabeth	80%	73%	68%	62%	60%	62%	61%	62%	64%	64%	65%
St. Joan of Arc	62%	65%	70%	76%	76%	74%	70%	66%	65%	64%	64%
<b>TOTAL</b>	<b>71%</b>	<b>69%</b>	<b>69%</b>	<b>69%</b>	<b>69%</b>	<b>68%</b>	<b>66%</b>	<b>64%</b>	<b>64%</b>	<b>64%</b>	<b>64%</b>

### ENROLMENT SUMMARY

- Enrolment in the review area has declined by over 600 students in the last 5 years
- Overall, there is sufficient capacity to accommodate students in the review area over the 10 year projection period

### ACCOMMODATION STRATEGIES

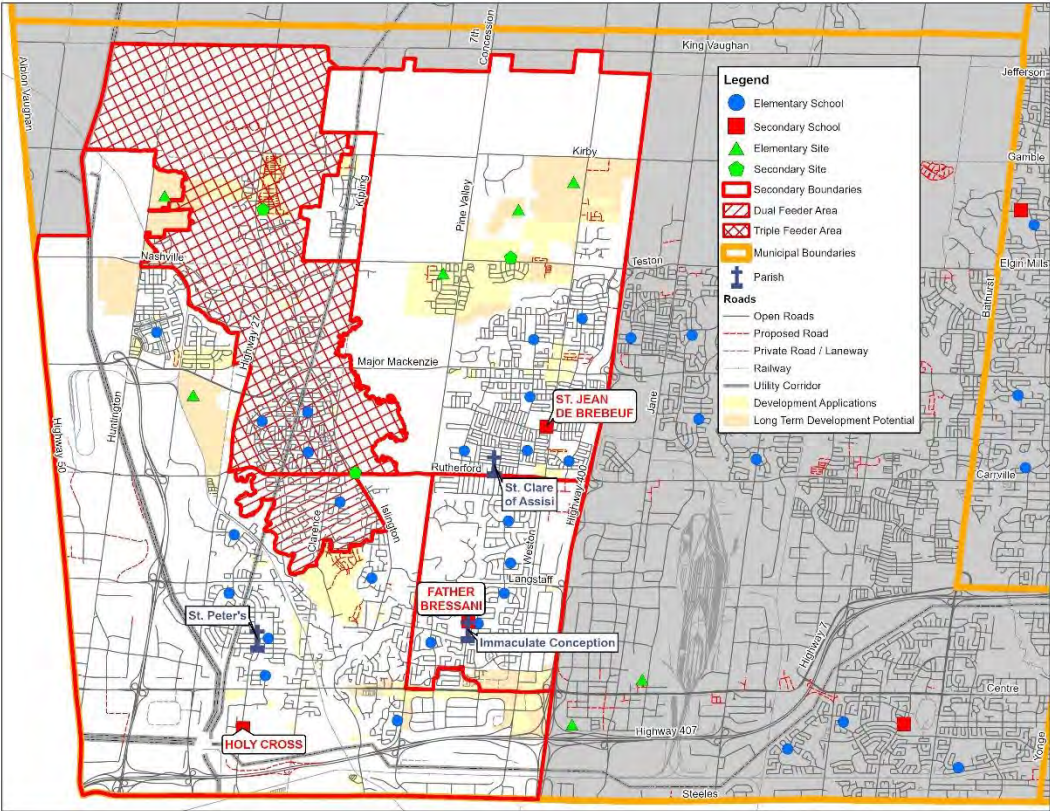
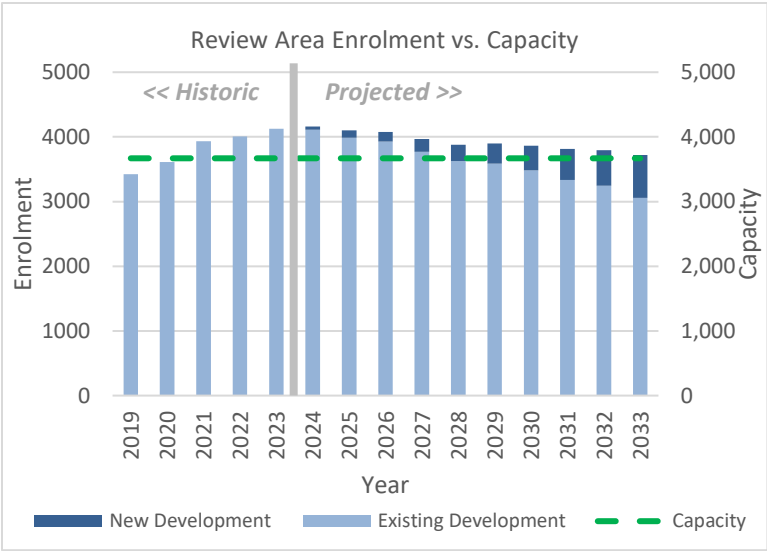
- Continue to pursue partnership opportunities to address surplus capacity
- Removal of portables and portapak where no longer required to accommodate students
- Consider both secondary schools in the Regional Secondary Boundary Review intended to balance enrolment between YCDSB secondary schools



# 8.6 Vaughan – Woodbridge Secondary

## AREA PROFILE

NUMBER OF SECONDARY SCHOOLS	3
ENROLMENT TREND (2019-2023)	↑21%
CURRENT ENROLMENT	4,128
CURRENT BOARD CAPACITY	3,669
CURRENT AREA UTILIZATION	113%
PROJECTED AREA UTILIZATION (2031)	104%



## SECONDARY REVIEW AREA OVERVIEW

The Woodbridge review area of the City of Vaughan includes three secondary schools located west of Highway 400, Father Bressani, Holy Cross and St. Jean de Brebeuf. The area on the map highlighted in red indicates the triple feeder area, where students have the option of attending any of the three schools in the review area.

## School Profiles - Review Area: WOODBRIDGE SECONDARY

### FATHER BRESSANI



### HOLY CROSS



### ST. JEAN DE BREBEUF



#### FACILITY

Year Built	1983
Additions	1984, 1986
OTG Capacity	1236
Site Size (Acre)	10.0
Child Care	No
B&A Program	No
Adjacent to Park	Yes
FCI (Assess. Yr.)	21% (2017)

Year Built	1988
Additions	1989
OTG Capacity	1170
Site Size (Acre)	15.0
Child Care	No
B&A Program	No
Adjacent to Park	Yes
FCI (Assess. Yr.)	25% (2017)

Year Built	2005
Additions	
OTG Capacity	1263
Site Size (Acre)	12.0
Child Care	No
B&A Program	No
Adjacent to Park	Yes
FCI (Assess. Yr.)	3% (2019)

#### PROGRAMS

Advanced Placement  
French Immersion  
PACE

International Baccalaureate  
High Performer Athletic

#### PARISH

Immaculate Conception

St. Peter's

St. Clare of Assisi

#### PARTNERSHIPS

City of Vaughan - Field

City of Vaughan - Field  
Woodbridge Sports Dome - Dome and artificial turf field

Joint Use Facility (City of Vaughan – Fields, Gyms, Pool and Recreation centre)

## Enrolment Summary (2023-2033)

	Facility Data				Actual Enrolment	Projected October 31 Nominal Enrolment									
School Name	Board Capacity	Port	Pak	Capacity with Pak	2023	2024	2025	2026	2027	2028	2029	2030	2031	2032	2033
Father Bressani (English)					1,062	1,080	985	928	897	841	822	791	783	768	736
Father Bressani (French Immersion)					210	238	236	253	237	221	221	207	199	189	180
<b>Father Bressani TOTAL</b>	<b>1,236</b>	<b>0</b>	<b>0</b>	<b>1,236</b>	<b>1,272</b>	<b>1,318</b>	<b>1,221</b>	<b>1,181</b>	<b>1,134</b>	<b>1,062</b>	<b>1,043</b>	<b>998</b>	<b>982</b>	<b>957</b>	<b>916</b>
Holy Cross (English)					1,185	1,212	1,237	1,251	1,242	1,237	1,270	1,273	1,281	1,286	1,268
Holy Cross (IB)					79	95	119	122	132	136	135	138	137	134	134
<b>Holy Cross TOTAL</b>	<b>1,170</b>	<b>3</b>	<b>0</b>	<b>1,170</b>	<b>1,264</b>	<b>1,307</b>	<b>1,356</b>	<b>1,373</b>	<b>1,374</b>	<b>1,373</b>	<b>1,405</b>	<b>1,411</b>	<b>1,418</b>	<b>1,420</b>	<b>1,402</b>
St. Jean de Brebeuf	1,263	0	20	1,683	1,592	1,539	1,521	1,521	1,462	1,442	1,451	1,458	1,415	1,417	1,400
<b>TOTAL</b>	<b>3,669</b>	<b>3</b>	<b>20</b>	<b>4,089</b>	<b>4,128</b>	<b>4,164</b>	<b>4,098</b>	<b>4,075</b>	<b>3,970</b>	<b>3,877</b>	<b>3,899</b>	<b>3,867</b>	<b>3,815</b>	<b>3,794</b>	<b>3,718</b>
Students Over/Under Capacity					459	495	429	406	301	208	230	198	146	125	49

## Projected Utilization (2023 – 2033)

School Name	2023	2024	2025	2026	2027	2028	2029	2030	2031	2032	2033
Father Bressani	103%	107%	99%	96%	92%	86%	84%	81%	79%	77%	74%
Holy Cross	108%	112%	116%	117%	117%	117%	120%	121%	121%	121%	120%
St. Jean de Brebeuf	126%	122%	120%	120%	116%	114%	115%	115%	112%	112%	111%
<b>TOTAL</b>	<b>113%</b>	<b>113%</b>	<b>112%</b>	<b>111%</b>	<b>108%</b>	<b>106%</b>	<b>106%</b>	<b>105%</b>	<b>104%</b>	<b>103%</b>	<b>101%</b>

### ENROLMENT SUMMARY

- Enrolment in the review area has increased by over 700 students in the last 5 years
- Over the 10 year projection period, enrolment is anticipated to gradually decline

### ACCOMMODATION STRATEGIES

- A review of dual/triple feeder areas within the review area to evaluate their effectiveness in meeting the Board's accommodation principles
- Consider all secondary schools in the Regional Secondary Boundary Review intended to balance enrolment between YCDSB secondary schools

## 9. COMMUNITY PLANNING AND PARTNERSHIP CANDIDATE SCHOOLS – 2023-2024

**\*2023/2024 Candidate Schools for potential facility partnerships**

<b>School</b>	<b>Address</b>	<b>Municipality</b>
<b>All Saints</b>	130 Castlemore Ave, Unionville, ON L6C 2P9	Markham
<b>Blessed Scalabrini</b>	290 York Hill Blvd., Thornhill, ON L4J 3B6	Vaughan
<b>Blessed Trinity</b>	230 Hawker Rd., Maple, ON L6A 2R2	Vaughan
<b>Corpus Christi</b>	35 Squire Drive, Richmond Hill, ON L4S 1C6	Richmond Hill
<b>Divine Mercy</b>	251 Melville Ave, Maple, ON L6A 1Z1	Vaughan
<b>Father Frederick McGinn</b>	61 Brockdale St., Richmond Hill, ON L4E 4W2	Richmond Hill
<b>Father Henri Nouwen</b>	121 Larratt Lane, Richmond Hill, On L4C 0E6	Richmond Hill
<b>Father John Kelly</b>	9350 Keele St., Maple, On L6A 1P4	Vaughan
<b>Holy Jubilee</b>	400 St. Joan Of Arc Ave., Maple, On L6A 2S8	Vaughan
<b>Light of Christ</b>	290 McClellan Way, Aurora, ON L4G 6P3	Aurora
<b>Our Lady Of Grace</b>	120 Aurora Heights Dr., Aurora, On L4G 6C4	Aurora
<b>Our Lady Help of Christians</b>	275 Redstone Rd., Richmond Hill, ON L4S 2H1	Richmond Hill
<b>Our Lady of Hope</b>	80 Red Cardinal Trail, Richmond Hill, ON L4E 4B8	Richmond Hill
<b>Our Lady of The Annunciation</b>	30 Bayswater Ave., Richmond Hill, On L4E 2L3	Richmond Hill
<b>San Lorenzo Ruiz</b>	840 Bur Oak Ave., Markham, On L6E 0E1	Markham
<b>San Marco</b>	250 Coronation Dr., Woodbridge, On L4L 6H3	Vaughan
<b>St. Agnes of Assisi</b>	120 Larocca Ave., Woodbridge, ON L4H 2A9	Vaughan

School	Address	Municipality
St. Andrew	151 Forest Fountain Dr., Woodbridge, On L4H 1S4	Vaughan
St. Clare	391 Velmar Dr., Woodbridge, On L4L 8J5	Vaughan
St. Cecilia	300 Peter Rupert Ave, Maple, ON L6A 4P3	Vaughan
St. David	240 Killian Rd., Maple, On L6A 1A8	Vaughan
St. Emily	60 Vellore Woods Blvd., Woodbridge, ON L4H 2K8	Vaughan
St. James	171 Mast Rd., Maple, On L6A 3J7	Vaughan
St. Jerome	20 Bridgenorth Dr., Aurora, On L4G 7P3	Aurora
St. John Bosco	199 Belview Ave., Woodbridge, ON L4L 5N9	Vaughan
St. John Chrysostom	800 Joe Persechini DR., Newmarket, ON L3X 2E8	Newmarket
St. Julia Billiart	2070 Bur Oak Ave., Markham, ON L6E 1X5	Markham
St. Matthew	75 Waterbridge Lane, Unionville, ON L3R 4G3	Markham
St. Paul	140 William Roe Blvd., Newmarket, ON L3Y 1B2	Newmarket
St. Raphael the Archangel	131 Ravineview Dr, Maple, ON L6A 3T6	Vaughan

**Note:**  
**More in depth analysis will be completed on a case by case basis to determine the exact square footage available should a community partner inquire.**

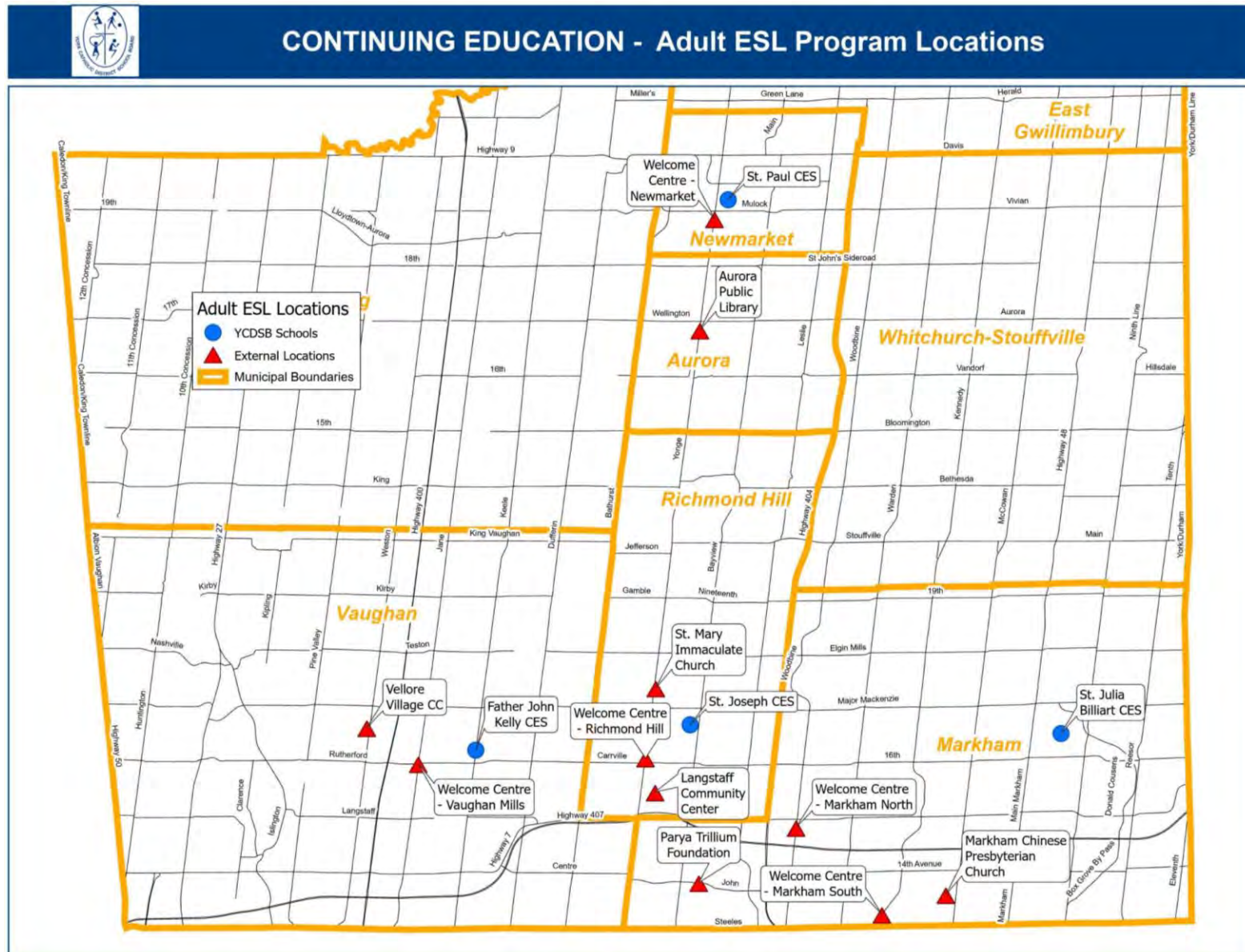
\*As approved by the Board of Trustees March 28, 2023



## 10. CONTINUING EDUCATION LOCATIONS

The York Catholic District School Board offers many educational programs through the Continuing Education Department that serves the community of York Region. There are a variety of General Interest programs including Language among others. Adult English classes are offered throughout the Region during the day, evenings and on Saturdays.

The map below shows Adult ESL Program locations at YCDSB schools and external locations, as of 2023/2024.





## **11. ELEMENTARY/SECONDARY NOMINAL BY GRADE/BY PROGRAM**

## 11.1 Elementary Nominal by Grade/by Program

Elementary School	Board Capacity	Port (Dec 2023)	Pak (Dec 2023)	Program	Enrolment as of October 31, 2023										
					JK	SK	Gr01	Gr02	Gr03	Gr04	Gr05	Gr06	Gr07	Gr08	Total
All Saints	421	0	0	English	9	9	22	14	17	30	25	34	46	36	242
Blessed Chiara Badano	291	0	0	French Immersion	0	0	25	30	25	26	28	38	0	0	172
Blessed Scalabrini	360	0	0	English	8	17	14	22	14	15	24	17	27	27	185
Blessed Trinity	870	0	0	English	39	33	23	34	24	25	36	40	52	42	348
				French Immersion	0	0	31	21	16	27	25	27	32	18	197
				<b>School Total</b>	<b>39</b>	<b>33</b>	<b>54</b>	<b>55</b>	<b>40</b>	<b>52</b>	<b>61</b>	<b>67</b>	<b>84</b>	<b>60</b>	<b>545</b>
Canadian Martyrs	494	2	0	English	41	38	53	52	47	47	65	59	70	60	532
Christ the King	455	8	0	English	35	21	9	28	28	36	23	27	34	40	281
				French Immersion	0	0	46	38	36	35	27	41	37	34	294
				<b>School Total</b>	<b>35</b>	<b>21</b>	<b>55</b>	<b>66</b>	<b>64</b>	<b>71</b>	<b>50</b>	<b>68</b>	<b>71</b>	<b>74</b>	<b>575</b>
Corpus Christi	354	0	0	English	7	14	12	10	14	10	6	19	19	22	133
Divine Mercy	513	0	0	English	12	19	20	19	22	15	12	18	28	27	192
Father Frederick McGinn	588	0	0	English	25	26	26	35	35	42	44	49	60	40	382
Father Henri Nouwen	499	0	0	English	7	13	5	15	15	14	15	16	18	24	142
				PACE	0	0	0	0	0	0	14	4	0	0	18
				<b>School Total</b>	<b>7</b>	<b>13</b>	<b>5</b>	<b>15</b>	<b>15</b>	<b>14</b>	<b>29</b>	<b>20</b>	<b>18</b>	<b>24</b>	<b>160</b>
Father John Kelly	464	0	0	English	23	21	21	14	29	32	28	34	26	33	261
Good Shepherd	369	4	0	English	51	41	51	44	41	36	36	47	23	35	405
Guardian Angels	694	0	0	English	40	55	55	66	79	67	66	66	79	55	628
Holy Jubilee	680	0	10	English	17	26	35	23	22	41	35	44	42	29	314
Holy Name	530	3	0	English	42	47	41	52	51	56	51	60	63	52	515
Holy Spirit	501	0	0	English	36	31	42	37	51	45	34	46	39	30	391
Immaculate Conception	527	0	0	English	38	33	24	42	37	24	48	38	35	39	358
Light of Christ	496	0	0	English	31	23	28	34	28	34	33	37	24	30	302
Notre Dame	582	0	0	English	39	43	44	35	38	44	48	53	40	55	439
Our Lady Help of Christians	573	0	0	English	27	28	30	32	33	38	40	39	39	35	341
Our Lady of Fatima	602	0	0	English	29	26	22	19	22	22	27	33	27	35	262
				French Immersion	0	0	27	27	27	22	27	28	22	23	203
				<b>School Total</b>	<b>29</b>	<b>26</b>	<b>49</b>	<b>46</b>	<b>49</b>	<b>44</b>	<b>54</b>	<b>61</b>	<b>49</b>	<b>58</b>	<b>465</b>
Our Lady of Good Counsel	461	6	0	English	55	78	64	56	39	63	52	55	41	42	545
Our Lady of Grace	360	0	0	English	19	22	24	20	20	16	22	36	31	23	233
Our Lady of Hope	461	0	6	English	21	21	19	17	23	27	30	26	48	38	270

Elementary School	Board Capacity	Port (Dec 2023)	Pak (Dec 2023)	Program	Enrolment as of October 31, 2023										
					JK	SK	Gr01	Gr02	Gr03	Gr04	Gr05	Gr06	Gr07	Gr08	Total
Our Lady of the Annunciation	530	0	0	English	20	16	11	28	18	16	21	13	26	38	207
Our Lady of the Lake (Elementary)	184	0	0	English	0	0	0	0	0	0	0	0	79	96	175
				French Immersion	0	0	0	0	0	0	0	0	15	16	31
				<b>School Total</b>	<b>0</b>	<b>0</b>	<b>0</b>	<b>0</b>	<b>0</b>	<b>0</b>	<b>0</b>	<b>0</b>	<b>94</b>	<b>112</b>	<b>206</b>
Our Lady of the Rosary	398	0	0	English	25	34	30	29	23	37	40	32	30	29	309
Pope Francis	602	0	10	English	101	94	114	104	87	105	72	74	59	61	871
Prince of Peace	340	0	0	English	39	35	22	31	35	26	33	33	0	0	254
San Lorenzo Ruiz	643	0	0	English	34	18	35	44	34	39	54	45	47	71	421
San Marco	487	0	0	English	30	32	23	29	21	33	26	30	26	25	275
Sir Richard W. Scott	291	0	8	English	16	19	23	14	21	24	22	29	34	34	236
St. Agnes of Assisi	511	0	0	English	20	26	20	31	29	34	26	25	36	36	283
St. Andrew	522	0	0	English	16	36	20	34	25	26	23	38	29	33	280
St. Angela Merici	340	0	8	English	13	22	26	30	32	28	28	29	30	29	267
St. Anne	404	0	0	English	22	31	20	32	36	28	37	34	38	50	328
St. Anthony	349	0	0	English	10	10	3	6	13	9	6	11	12	14	94
				French Immersion	0	0	13	22	16	15	11	14	13	19	123
				<b>School Total</b>	<b>10</b>	<b>10</b>	<b>16</b>	<b>28</b>	<b>29</b>	<b>24</b>	<b>17</b>	<b>25</b>	<b>25</b>	<b>33</b>	<b>217</b>
St. Benedict	409	0	0	English	31	24	34	50	40	36	36	38	34	36	359
St. Bernadette	372	0	0	English	24	27	29	30	30	29	36	30	0	0	235
St. Brendan	530	2	8	English	31	37	45	49	57	52	58	77	0	0	406
St. Brigid	435	0	0	English	32	41	32	35	41	35	53	44	0	0	313
St. Catherine of Siena	294	0	0	English	19	27	19	25	21	24	21	26	26	26	234
St. Cecilia	786	0	0	English	21	36	37	43	58	48	72	62	66	72	515
St. Charles Garnier	547	0	0	English	19	18	34	39	33	31	55	55	37	44	365
				PACE	0	0	0	0	0	0	25	43	34	38	140
				<b>School Total</b>	<b>19</b>	<b>18</b>	<b>34</b>	<b>39</b>	<b>33</b>	<b>31</b>	<b>80</b>	<b>98</b>	<b>71</b>	<b>82</b>	<b>505</b>
St. Clare	406	0	0	English	10	14	13	9	19	10	18	19	17	24	153
St. Clement	384	0	0	English	34	25	34	35	44	20	39	35	33	38	337
St. David	605	0	0	English	14	18	19	15	19	20	19	25	28	29	206
St. Edward	392	1	0	French Immersion	0	0	29	31	33	30	31	38	35	54	281
St. Elizabeth Seton	444	4	0	English	19	24	10	15	19	21	17	20	17	20	182
				French Immersion	0	0	43	46	33	39	32	38	53	37	321
				<b>School Total</b>	<b>19</b>	<b>24</b>	<b>53</b>	<b>61</b>	<b>52</b>	<b>60</b>	<b>49</b>	<b>58</b>	<b>70</b>	<b>57</b>	<b>503</b>
St. Emily	723	0	12	English	40	36	48	34	44	38	51	47	55	55	448

Elementary School	Board Capacity	Port (Dec 2023)	Pak (Dec 2023)	Program	Enrolment as of October 31, 2023										
					JK	SK	Gr01	Gr02	Gr03	Gr04	Gr05	Gr06	Gr07	Gr08	Total
St. Francis Xavier	573	0	0	English	29	48	23	39	32	36	39	38	31	41	356
				French Immersion	0	0	21	18	23	21	17	17	15	11	143
				<b>School Total</b>	<b>29</b>	<b>48</b>	<b>44</b>	<b>57</b>	<b>55</b>	<b>57</b>	<b>56</b>	<b>55</b>	<b>46</b>	<b>52</b>	<b>499</b>
St. Gabriel the Archangel	510	0	0	English	29	27	28	27	39	51	33	47	36	52	369
St. Gregory the Great	476	0	0	English	17	24	17	27	21	26	27	23	25	24	231
				PACE	0	0	0	0	0	0	10	8	17	19	54
				<b>School Total</b>	<b>17</b>	<b>24</b>	<b>17</b>	<b>27</b>	<b>21</b>	<b>26</b>	<b>37</b>	<b>31</b>	<b>42</b>	<b>43</b>	<b>285</b>
St. James	510	0	0	English	14	11	21	18	29	20	31	40	29	30	243
St. Jerome	599	0	0	English	25	18	15	17	17	35	21	35	45	38	266
St. John Bosco	484	0	0	French Immersion	0	0	30	37	31	29	42	39	30	47	285
St. John Chrysostom	453	0	0	English	14	16	27	24	15	23	30	23	30	20	222
St. John Paul II	360	0	0	English	19	23	19	29	23	32	26	23	19	38	251
St. John XXIII	291	0	0	English	15	28	8	16	9	10	16	20	11	18	151
				French Immersion	0	0	18	14	15	16	18	17	17	18	133
				<b>School Total</b>	<b>15</b>	<b>28</b>	<b>26</b>	<b>30</b>	<b>24</b>	<b>26</b>	<b>34</b>	<b>37</b>	<b>28</b>	<b>36</b>	<b>284</b>
St. Joseph the Worker	464	0	0	English	38	46	34	26	31	42	33	35	40	27	352
				French Immersion	0	0	16	21	15	20	14	17	17	15	135
				<b>School Total</b>	<b>38</b>	<b>46</b>	<b>50</b>	<b>47</b>	<b>46</b>	<b>62</b>	<b>47</b>	<b>52</b>	<b>57</b>	<b>42</b>	<b>487</b>
St. Joseph, Aurora	380	0	0	French Immersion	0	0	43	41	33	35	31	25	35	28	271
St. Joseph, Markham	519	7	0	English	33	69	55	53	54	70	57	69	72	52	584
St. Joseph, Richmond Hill	321	0	0	English	21	23	19	22	21	26	17	25	21	26	221
St. Julia Billiart	642	0	0	English	19	24	26	26	27	37	34	42	49	44	328
				PACE	0	0	0	0	0	0	13	0	0	0	13
				<b>School Total</b>	<b>19</b>	<b>24</b>	<b>26</b>	<b>26</b>	<b>27</b>	<b>37</b>	<b>47</b>	<b>42</b>	<b>49</b>	<b>44</b>	<b>341</b>
St. Justin Martyr	398	6	6	English	22	44	32	52	57	68	52	59	74	62	522
				PACE	0	0	0	0	0	0	35	38	33	34	140
				<b>School Total</b>	<b>22</b>	<b>44</b>	<b>32</b>	<b>52</b>	<b>57</b>	<b>68</b>	<b>87</b>	<b>97</b>	<b>107</b>	<b>96</b>	<b>662</b>
St. Kateri Tekakwitha	340	0	0	English	22	18	17	20	31	17	46	44	28	36	279
St. Katharine Drexel (Elementary)	322	0	0	English	0	0	0	0	0	0	0	0	163	135	298
				French Immersion	0	0	0	0	0	0	0	0	36	28	64
				<b>School Total</b>	<b>0</b>	<b>0</b>	<b>0</b>	<b>0</b>	<b>0</b>	<b>0</b>	<b>0</b>	<b>0</b>	<b>199</b>	<b>163</b>	<b>362</b>
St. Margaret Mary	464	0	0	English	20	43	29	29	30	30	34	36	31	40	322

Elementary School	Board Capacity	Port (Dec 2023)	Pak (Dec 2023)	Program	Enrolment as of October 31, 2023										
					JK	SK	Gr01	Gr02	Gr03	Gr04	Gr05	Gr06	Gr07	Gr08	Total
St. Marguerite d'Youville	501	0	6	English	12	16	12	15	32	21	29	30	39	43	249
				French Immersion	0	0	21	17	21	27	13	23	15	21	158
				<b>School Total</b>	<b>12</b>	<b>16</b>	<b>33</b>	<b>32</b>	<b>53</b>	<b>48</b>	<b>42</b>	<b>53</b>	<b>54</b>	<b>64</b>	<b>407</b>
St. Mark	393	11	0	English	45	41	38	45	28	44	32	48	0	0	321
St. Mary	516	0	8	English	49	54	67	54	68	58	69	59	83	68	629
St. Mary Immaculate	390	0	0	English	15	18	18	28	30	21	40	34	53	54	311
St. Mary of the Angels	646	0	10	English	41	42	57	34	62	66	77	77	73	80	609
St. Matthew	300	0	0	English	4	9	8	14	11	9	15	17	16	20	123
St. Michael	432	0	0	English	15	12	33	19	25	29	28	35	36	47	279
St. Michael the Archangel	657	0	0	English	21	30	25	33	37	52	60	69	62	69	458
St. Monica	441	0	0	English	18	30	27	36	29	49	40	50	48	46	373
St. Nicholas	441	0	0	English	37	43	36	37	37	38	42	38	41	31	380
St. Padre Pio	527	0	8	English	30	37	23	35	37	35	45	51	34	52	379
St. Patrick, Markham	317	2	0	English	18	18	29	23	21	32	30	30	47	28	276
St. Patrick, Schomberg	355	0	0	English	30	24	37	36	34	37	43	34	41	30	346
St. Paul	265	0	0	English	10	16	9	10	15	14	14	11	10	8	117
				PACE	0	0	0	0	0	0	0	0	6	6	12
				<b>School Total</b>	<b>10</b>	<b>16</b>	<b>9</b>	<b>10</b>	<b>15</b>	<b>14</b>	<b>14</b>	<b>11</b>	<b>16</b>	<b>14</b>	<b>129</b>
St. Peter	369	0	0	English	24	28	21	26	25	24	23	38	20	32	261
St. Raphael the Archangel	441	1	0	English	16	23	11	17	25	22	38	27	34	41	254
St. Rene Goupil-St. Luke	231	2	0	English	23	20	23	26	24	24	17	34	32	23	246
St. Stephen	548	0	10	English	39	52	34	34	45	35	41	33	60	46	419
St. Thomas Aquinas	441	1	0	English	35	39	13	25	27	21	26	27	0	0	213
				French Immersion	0	0	36	31	31	20	16	18	0	0	152
				<b>School Total</b>	<b>35</b>	<b>39</b>	<b>49</b>	<b>56</b>	<b>58</b>	<b>41</b>	<b>42</b>	<b>45</b>	<b>0</b>	<b>0</b>	<b>365</b>
St. Veronica	599	0	10	English	27	33	28	47	48	42	65	67	65	68	490
<b>TOTAL Elementary</b>	<b>40,989</b>	<b>60</b>	<b>120</b>	<b>English</b>	<b>2,137</b>	<b>2,432</b>	<b>2,304</b>	<b>2,530</b>	<b>2,624</b>	<b>2,744</b>	<b>2,933</b>	<b>3,132</b>	<b>3,168</b>	<b>3,178</b>	<b>27,182</b>
				<b>French Immersion</b>	<b>0</b>	<b>0</b>	<b>399</b>	<b>394</b>	<b>355</b>	<b>362</b>	<b>332</b>	<b>380</b>	<b>372</b>	<b>369</b>	<b>2,963</b>
				<b>PACE</b>	<b>0</b>	<b>0</b>	<b>0</b>	<b>0</b>	<b>0</b>	<b>0</b>	<b>97</b>	<b>93</b>	<b>90</b>	<b>97</b>	<b>377</b>
				<b>Total</b>	<b>2,137</b>	<b>2,432</b>	<b>2,703</b>	<b>2,924</b>	<b>2,979</b>	<b>3,106</b>	<b>3,362</b>	<b>3,605</b>	<b>3,630</b>	<b>3,644</b>	<b>30,522</b>

## 11.2 Secondary Nominal by Grade/by Program

Secondary School	Program	Enrolment as of October 31, 2031				
		Gr09	Gr10	Gr11	Gr12	Total
Cardinal Carter	English	263	273	336	323	1,195
	IB	66	79	25	16	186
	<b>School Total</b>	<b>329</b>	<b>352</b>	<b>361</b>	<b>339</b>	<b>1,381</b>
Father Bressani	English	189	213	264	178	844
	Advanced Placement (AP)	54	68	61	35	218
	French Immersion	31	25	39	34	129
	AP and FI	34	22	17	8	81
	<i>FI TOTAL</i>	<i>65</i>	<i>47</i>	<i>56</i>	<i>42</i>	<i>210</i>
	<i>AP TOTAL</i>	<i>88</i>	<i>90</i>	<i>78</i>	<i>43</i>	<i>299</i>
	<b>School Total</b>	<b>308</b>	<b>328</b>	<b>381</b>	<b>255</b>	<b>1,272</b>
Father Michael McGivney	English	157	196	235	225	813
	IB	123	144	54	39	360
	<b>School Total</b>	<b>280</b>	<b>340</b>	<b>289</b>	<b>264</b>	<b>1,173</b>
Holy Cross	English	265	267	233	265	1,030
	IB	26	41	4	8	79
	High Performer Athlete (HPA)	32	48	39	36	155
	<b>School Total</b>	<b>323</b>	<b>356</b>	<b>276</b>	<b>309</b>	<b>1,264</b>
Our Lady of the Lake	English	59	42	67	67	235
	Advanced Placement (AP)	28	11	8	8	55
	French Immersion	9	0	0	0	9
	AP and FI	2	0	0	0	2
	<i>FI TOTAL</i>	<i>11</i>	<i>0</i>	<i>0</i>	<i>0</i>	<i>11</i>
	<i>AP TOTAL</i>	<i>30</i>	<i>11</i>	<i>8</i>	<i>8</i>	<i>57</i>
	<b>School Total</b>	<b>98</b>	<b>53</b>	<b>75</b>	<b>75</b>	<b>301</b>
Our Lady Queen of the World	English	132	150	186	177	645
	Advanced Placement (AP)	51	49	29	21	150
	French Immersion	38	30	39	63	170
	AP and FI	43	27	32	22	124
	<i>FI TOTAL</i>	<i>81</i>	<i>57</i>	<i>71</i>	<i>85</i>	<i>294</i>
	<i>AP TOTAL</i>	<i>94</i>	<i>76</i>	<i>61</i>	<i>43</i>	<i>274</i>
	<b>School Total</b>	<b>264</b>	<b>256</b>	<b>286</b>	<b>283</b>	<b>1,089</b>



Secondary School	Program	Enrolment as of October 31, 2031				
		Gr09	Gr10	Gr11	Gr12	Total
Sacred Heart	English	179	167	182	228	756
	Advanced Placement (AP)	75	59	55	47	236
	RAP	69	43	46	49	207
	<b>School Total</b>	<b>323</b>	<b>269</b>	<b>283</b>	<b>324</b>	<b>1,199</b>
St. Augustine	English	401	353	360	358	1,472
St. Brother Andre	English	188	270	289	301	1,048
	Advanced Placement (AP)	68	63	36	30	197
	French Immersion	24	39	40	33	136
	AP and FI	13	17	11	5	46
	<i>FI TOTAL</i>	<i>37</i>	<i>56</i>	<i>51</i>	<i>38</i>	<i>182</i>
	<i>AP TOTAL</i>	<i>81</i>	<i>80</i>	<i>47</i>	<i>35</i>	<i>243</i>
	<b>School Total</b>	<b>293</b>	<b>389</b>	<b>376</b>	<b>369</b>	<b>1,427</b>
St. Elizabeth	English	181	217	224	230	852
	RAP	64	87	44	94	289
	<b>School Total</b>	<b>245</b>	<b>304</b>	<b>268</b>	<b>324</b>	<b>1,141</b>
St. Jean de Brebeuf	English	419	341	395	437	1,592
St. Joan of Arc	English	207	168	222	266	863
	Advanced Placement (AP)	49	44	11	0	104
	<b>School Total</b>	<b>256</b>	<b>212</b>	<b>233</b>	<b>266</b>	<b>967</b>
St. Katharine Drexel	English	80	0	0	0	80
	French Immersion	22	0	0	0	22
	<b>School Total</b>	<b>102</b>	<b>0</b>	<b>0</b>	<b>0</b>	<b>102</b>
St. Luke Learning Centre	English	0	2	11	29	42
St. Maximilian Kolbe	English	231	237	239	309	1,016
	Advanced Placement (AP)	35	46	15	23	119
	French Immersion	48	25	19	24	116
	AP and FI	23	14	6	5	48
	<i>FI TOTAL</i>	<i>71</i>	<i>39</i>	<i>25</i>	<i>29</i>	<i>164</i>
	<i>AP TOTAL</i>	<i>58</i>	<i>60</i>	<i>21</i>	<i>28</i>	<i>167</i>
	<b>School Total</b>	<b>337</b>	<b>322</b>	<b>279</b>	<b>361</b>	<b>1,299</b>
St. Robert	English	235	245	290	294	1,064
	IB	176	189	132	120	617
	<b>School Total</b>	<b>411</b>	<b>434</b>	<b>422</b>	<b>414</b>	<b>1,681</b>

Secondary School	Program	Enrolment as of October 31, 2031				
		Gr09	Gr10	Gr11	Gr12	Total
St. Theresa of Lisieux	English	298	275	298	316	1,187
	Advanced Placement (AP)	105	129	96	75	405
	<b>School Total</b>	<b>403</b>	<b>404</b>	<b>394</b>	<b>391</b>	<b>1,592</b>
<b>TOTAL Secondary</b>	<b>English</b>	<b>3,484</b>	<b>3,416</b>	<b>3,831</b>	<b>4,003</b>	<b>14,734</b>
	<b>Advanced Placement (AP)</b>	<b>465</b>	<b>469</b>	<b>311</b>	<b>239</b>	<b>1,484</b>
	<b>French Immersion (FI)</b>	<b>172</b>	<b>119</b>	<b>137</b>	<b>154</b>	<b>582</b>
	<b>AP and FI</b>	<b>115</b>	<b>80</b>	<b>66</b>	<b>40</b>	<b>301</b>
	<b>High Performer Athlete (HPA)</b>	<b>32</b>	<b>48</b>	<b>39</b>	<b>36</b>	<b>155</b>
	<b>International Baccalaureate (IB)</b>	<b>391</b>	<b>453</b>	<b>215</b>	<b>183</b>	<b>1,242</b>
	<b>Regional Arts Program (RAP)</b>	<b>133</b>	<b>130</b>	<b>90</b>	<b>143</b>	<b>496</b>
	<i>FI TOTAL</i>	287	199	203	194	883
	<i>AP TOTAL</i>	580	549	377	279	1,785
	<b>Total</b>	<b>4,792</b>	<b>4,715</b>	<b>4,689</b>	<b>4,798</b>	<b>18,994</b>

## 11.3 Out of Boundary Student Summary

School Name	Board Capacity w/o PAK	Enrolment (Oct 2023)	Students Attending School from Outside the Boundary											Students living in boundary attending another YCDSB School	Net Difference
			JK	SK	01	02	03	04	05	06	07	08	Total		
ALL SAINTS	421	242	1	1	2	2	0	2	0	5	6	4	23	43	-20
BLESSED SCALABRINI	360	185	2	2	3	4	3	1	2	0	7	3	27	30	-3
BLESSED TRINITY	870	545	8	9	1	2	4	2	7	5	10	6	54	34	20
CANADIAN MARTYRS	494	532	1	1	4	4	5	4	4	2	3	4	32	54	-22
CHRIST THE KING	455	575	6	2	1	1	3	4	5	3	9	17	51	6	45
CORPUS CHRISTI	354	133	1	1	0	0	1	1	1	2	3	3	13	20	-7
DIVINE MERCY	513	192	1	2	4	2	3	1	3	3	6	10	35	23	12
FATHER FREDERICK MCGINN	588	382	1	3	3	7	3	2	3	8	6	3	39	50	-11
FATHER HENRI J.M. NOUWEN	499	160	2	2	0	1	3	1	2	1	2	6	20	29	-9
FATHER JOHN KELLY	464	261	3	2	4	3	6	10	5	9	5	8	55	42	13
GOOD SHEPHERD	369	405	0	1	1	2	0	3	1	2	2	2	14	50	-36
GUARDIAN ANGELS	694	628	2	8	5	4	7	3	5	7	5	7	53	49	4
HOLY JUBILEE	680	314	1	3	2	4	2	8	3	1	5	5	34	59	-25
HOLY NAME	530	515	0	1	1	1	2	1	3	4	2	7	22	28	-6
HOLY SPIRIT	501	391	1	1	4	2	1	1	0	3	1	3	17	34	-17
IMMACULATE CONCEPTION	527	358	2	1	4	7	5	4	12	11	11	9	66	35	31
LIGHT OF CHRIST	496	302	1	2	2	1	3	3	1	4	3	2	22	32	-10
NOTRE DAME	582	439	5	3	4	3	3	1	4	7	3	8	41	30	11
OUR LADY HELP OF CHRISTIANS	573	341	1	0	2	1	1	5	2	2	3	1	18	45	-27
OUR LADY OF FATIMA	602	465	10	11	1	0	3	3	6	9	7	10	60	71	-11
OUR LADY OF GOOD COUNSEL	461	545	0	6	2	1	0	3	6	6	2	6	32	27	5
OUR LADY OF GRACE	360	233	1	0	0	1	1	0	2	6	3	1	15	21	-6
OUR LADY OF HOPE	461	270	0	2	1	2	2	3	2	3	4	5	24	44	-20
OUR LADY OF THE ANNUNCIATION	530	207	4	0	1	4	1	0	7	2	8	6	33	23	10
OUR LADY OF THE LAKE	184	206	0	0	0	0	0	0	0	0	1	0	1	7	-6
OUR LADY OF THE ROSARY	398	309	0	1	2	2	5	0	5	1	1	4	21	59	-38
POPE FRANCIS	602	871	0	0	2	0	2	2	0	2	0	0	8	173	-165
PRINCE OF PEACE	340	254	1	0	0	1	1	2	1	1	0	0	7	27	-20
SAN LORENZO RUIZ	643	421	6	5	6	8	3	4	3	7	8	10	60	12	48
SAN MARCO	487	275	1	5	3	2	1	3	5	3	7	2	32	77	-45
SIR RICHARD W. SCOTT	291	236	0	0	0	0	5	1	3	0	3	3	15	26	-11
ST. AGNES OF ASSISI	511	283	2	3	2	2	168	2	5	5	2	5	29	40	-11

School Name	Board Capacity w/o PAK	Enrolment (Oct 2023)	Students Attending School from Outside the Boundary											Students living in boundary attending another YCDSB School	Net Difference
			JK	SK	01	02	03	04	05	06	07	08	Total		
ST. ANDREW	522	280	1	6	3	0	4	5	3	13	6	10	51	27	24
ST. ANGELA MERICI	340	267	0	7	5	7	10	11	7	18	15	16	96	10	86
ST. ANNE	404	328	1	5	1	3	4	3	5	3	4	10	39	26	13
ST. ANTHONY	349	217	2	3	0	1	4	2	1	2	3	3	21	22	-1
ST. BENEDICT	409	359	1	1	4	7	5	2	3	5	2	7	37	62	-25
ST. BERNADETTE	372	235	0	0	0	0	0	2	1	1	0	0	4	13	-9
ST. BRENDAN	530	406	2	3	3	3	2	3	2	5	0	0	23	22	1
ST. BRIGID	435	313	2	2	0	2	1	1	3	3	0	0	14	34	-20
ST. CATHERINE OF SIENA	294	234	2	2	2	6	5	8	5	5	6	5	46	45	1
ST. CECILIA	786	515	4	4	4	7	7	12	8	9	9	12	76	14	62
ST. CHARLES GARNIER	547	505	2	2	1	3	2	2	8	8	5	4	37	55	-18
ST. CLARE	406	153	2	1	2	0	3	0	4	6	3	6	27	40	-13
ST. CLEMENT	384	337	4	8	4	3	4	2	12	8	7	12	64	17	47
ST. DAVID	605	206	2	2	0	2	2	2	2	7	9	8	36	63	-27
ST. ELIZABETH SETON	444	503	0	9	2	0	2	2	4	5	5	6	35	30	5
ST. EMILY	723	448	5	4	1	1	2	1	4	3	9	4	34	56	-22
ST. FRANCIS XAVIER	573	499	4	10	4	7	6	8	9	4	8	9	69	30	39
ST. GABRIEL THE ARCHANGEL	510	369	5	3	3	5	10	16	11	15	10	15	93	36	57
ST. GREGORY THE GREAT ACADEMY	476	285	3	5	2	6	11	8	15	6	13	7	76	3	73
ST. JAMES	510	243	2	1	1	2	4	2	3	6	9	6	36	16	20
ST. JEROME	599	266	4	1	2	1	7	7	3	3	11	4	43	22	21
ST. JOHN CHRYSOSTOM	453	222	1	1	4	4	0	4	3	3	2	2	24	16	8
ST. JOHN PAUL II	360	251	0	1	1	2	1	4	4	0	2	5	20	21	-1
ST. JOHN XXIII	291	284	2	5	0	4	1	1	2	2	2	1	20	36	-16
ST. JOSEPH (MARKHAM)	519	584	4	21	9	13	8	13	13	21	12	15	129	34	95
ST. JOSEPH (RICHMOND HILL)	321	221	1	2	2	0	1	3	3	0	5	2	19	33	-14
ST. JOSEPH THE WORKER	464	487	8	8	5	4	4	8	4	9	6	4	60	16	44
ST. JULIA BILLIART	642	341	3	6	1	1	2	5	2	3	4	8	35	29	6
ST. JUSTIN MARTYR	398	662	3	12	2	4	9	9	9	13	19	12	92	6	86
ST. KATERI TEKAKWITHA	340	279	2	1	1	2	2	0	5	9	3	5	30	116	-86
ST. KATHARINE DREXEL	322	362	0	0	0	0	0	0	0	0	3	1	4	16	-12
ST. MARGARET MARY	464	322	3	4	5	1	2	5	6	5	5	8	44	93	-49
ST. MARGUERITE d'YOUVILLE	501	407	1	2	1	3	7	4	4	6	8	2	38	8	30

School Name	Board Capacity w/o PAK	Enrolment (Oct 2023)	Students Attending School from Outside the Boundary											Students living in boundary attending another YCDSB School	Net Difference
			JK	SK	01	02	03	04	05	06	07	08	Total		
ST. MARK	393	321	2	4	1	2	2	5	1	5	0	0	22	30	-8
ST. MARY	516	629	3	2	3	3	0	0	4	3	2	4	24	29	-5
ST. MARY IMMACULATE	390	311	2	1	3	7	3	2	4	5	7	11	45	27	18
ST. MARY OF THE ANGELS	646	609	3	8	4	2	12	7	8	4	5	9	62	41	21
ST. MATTHEW	300	123	1	3	1	2	2	5	1	7	5	4	31	18	13
ST. MICHAEL ACADEMY	432	279	3	0	12	7	9	17	10	22	14	21	115	4	111
ST. MICHAEL THE ARCHANGEL	657	458	5	7	5	5	6	9	9	11	6	5	68	33	35
ST. MONICA	441	373	1	4	2	1	3	3	5	4	2	5	30	45	-15
ST. NICHOLAS	441	380	9	8	5	10	5	4	4	4	2	4	55	28	27
ST. PADRE PIO	527	379	9	10	7	8	13	12	20	23	8	29	139	21	118
ST. PATRICK (MARKHAM)	317	276	3	2	2	3	3	3	6	3	3	5	33	54	-21
ST. PATRICK (SCHOMBERG)	355	346	4	3	4	1	0	3	1	1	2	2	21	18	3
ST. PAUL	265	129	0	3	2	2	4	1	2	2	4	2	22	27	-5
ST. PETER	369	261	0	4	1	1	3	2	3	5	2	6	27	56	-29
ST. RAPHAEL THE ARCHANGEL	441	254	1	1	0	1	2	1	3	2	7	3	21	26	-5
ST. RENE GOUPIL-ST. LUKE	231	246	0	0	1	1	0	3	1	1	2	1	10	63	-53
ST. STEPHEN	548	419	10	8	6	8	6	6	10	10	16	7	87	119	-32
ST. THOMAS AQUINAS	441	365	6	7	1	3	0	1	3	2	0	0	23	7	16
ST. VERONICA	599	490	5	2	2	8	7	5	9	5	10	12	65	53	12
STUDENTS OUTSIDE YORK REGION														279	
<b>TOTAL</b>	<b>39,442</b>	<b>29,513</b>	<b>207</b>	<b>297</b>	<b>204</b>	<b>253</b>	<b>292</b>	<b>324</b>	<b>380</b>	<b>449</b>	<b>440</b>	<b>499</b>	<b>3,345</b>	<b>3,345</b>	

Notes: This summary excludes out of boundary students attending schools within special program (i.e. PACE, French Immersion).

French Immersion Schools as shown below are not included in total Board Capacity and Enrolment Calculation.

- Blessed Chiara Badano
- St. Edward
- St. Joseph (Aurora)
- St. John Bosco

## 12. CURRICULUM PROGRAM SUMMARY

### 12.1 Elementary Curriculum Program Summary

#### Program for Academic and Creative Extension (PACE)

The Program for Academic and Creative Extension (PACE) provides extensions to the Language and Mathematics curriculum and may include differentiated teaching strategies.

#### French Immersion (FI)

The French Immersion program begins in grade 1 and continues through grade 12. Students acquire proficiency in French by studying other subject areas in the French language. In grades 1-3, 85% of instructional time is spent in French, while in grades 4-8, instructional time in French is 50%. It is important to note that students in the French Immersion program do not begin formal instruction in English until grade 4. Upon completion of the elementary French Immersion program, students are eligible to enroll in the secondary French Immersion program and work towards acquiring 10 French Immersion credits. A certificate of completion is awarded at the end of Secondary school for students who graduate from the program.

#### Elementary Regional Arts Program (ERAP)

The Regional Arts Programs include drama, dance, visual arts, vocal music, instrumental music, digital media arts, and communications technology.

St. Michael Catholic Academy in Thornhill is home to the York Catholic Board's Elementary Regional Arts Program (ERAP). Arts programming (Gr. 4-Gr. 8) is taught by qualified teachers who possess expertise in their respective fields.

- Auditions are NOT required.
- Registration packages can be downloaded from the YCDSB website or you may contact the school for a registration package.
- Registration packages are available in January.

### 12.2 Secondary Curriculum Program Summary

#### Advanced Placement / Program for Academic and Creative Extension (AP / PACE)

The Advanced Placement (AP) Program and the Program for Academic and Creative Extension (PACE) provide an extended and enriched curriculum that allows students to earn credits or advanced standing at most universities.



## **French Immersion (FI)**

The French Immersion (FI) Program offers students 10 French courses throughout high school to obtain a French Immersion certificate upon graduation. It is a continuation of the Elementary French Immersion Program.

## **High Performance Athletics (HPA)**

The High Performer Athlete (HPA) Program is an academic-based program for student athletes who participate in regional, provincial, national or international competitions. Students benefit from a flexible timetable to help balance their academic and athletic commitments and earn high school credits for the work they put into their training.

## **International Baccalaureate (IB)**

The International Baccalaureate (IB) Program offers rigorous and intellectually challenging pre-university course of study (leading to examinations) to students in the final two years of secondary school. Credits earned in this program are recognized internationally. Enrolment projections also include those enrolled in the pre-IB program in Grades 9 and 10.

## **Regional Arts Program (RAP)**

The Regional Arts Program (RAP) includes drama, dance, visual arts and music. This program allows aspiring artists and performers to flourish in four branches of the arts. Students not only gain a life-long appreciation for the arts, they also build important life skills including self-confidence, discipline and teamwork.

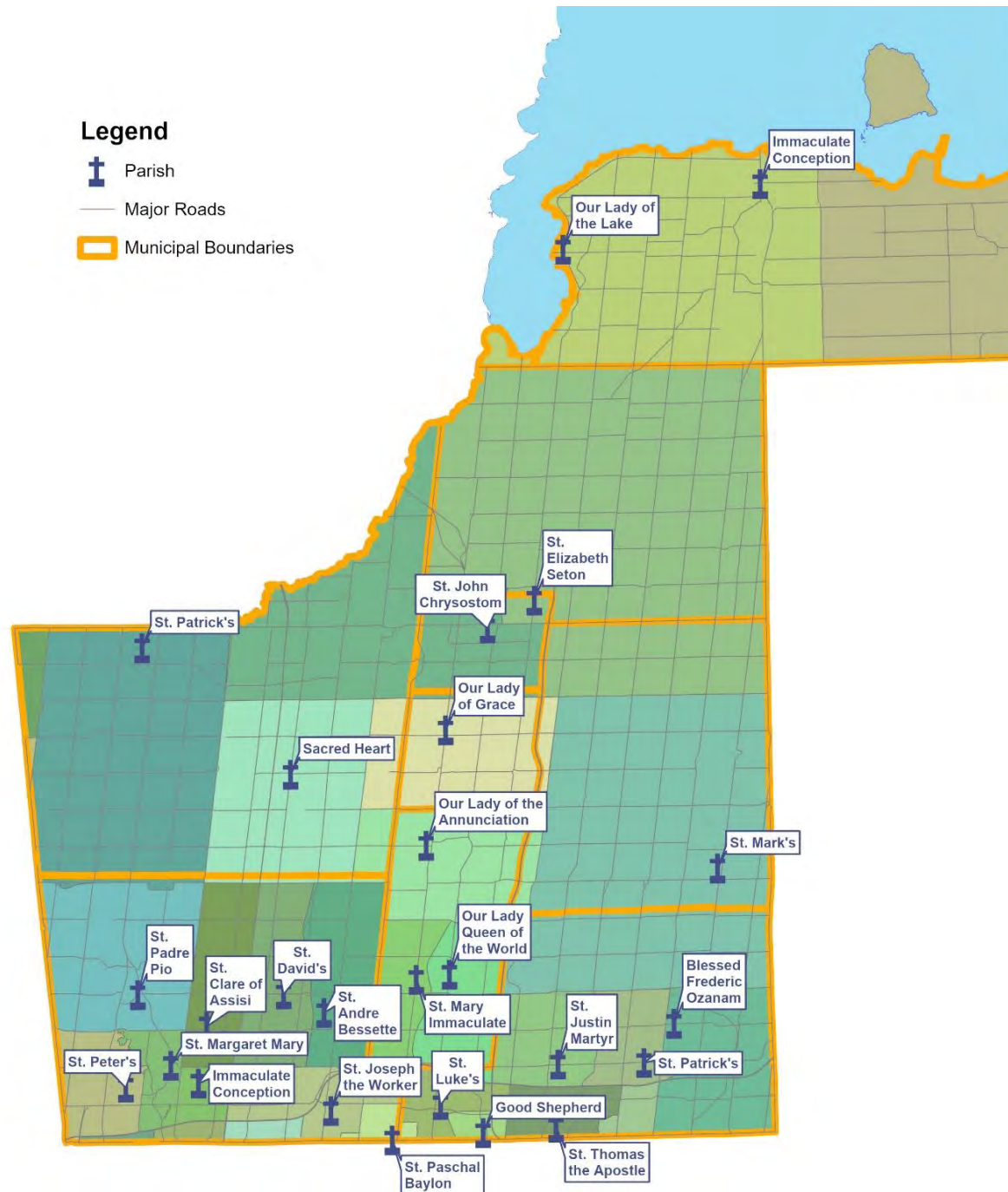
## **Specialist High Skills Major (SHSM)**

The Specialist High Skills Major (SHSM) is a Ministry of Education approved specialized program that allows students to focus their learning on a specific economic sector while meeting the requirements for the Ontario Secondary School Diploma (OSSD) and assists in their transition from secondary school to apprenticeship training, college, university or the workplace.

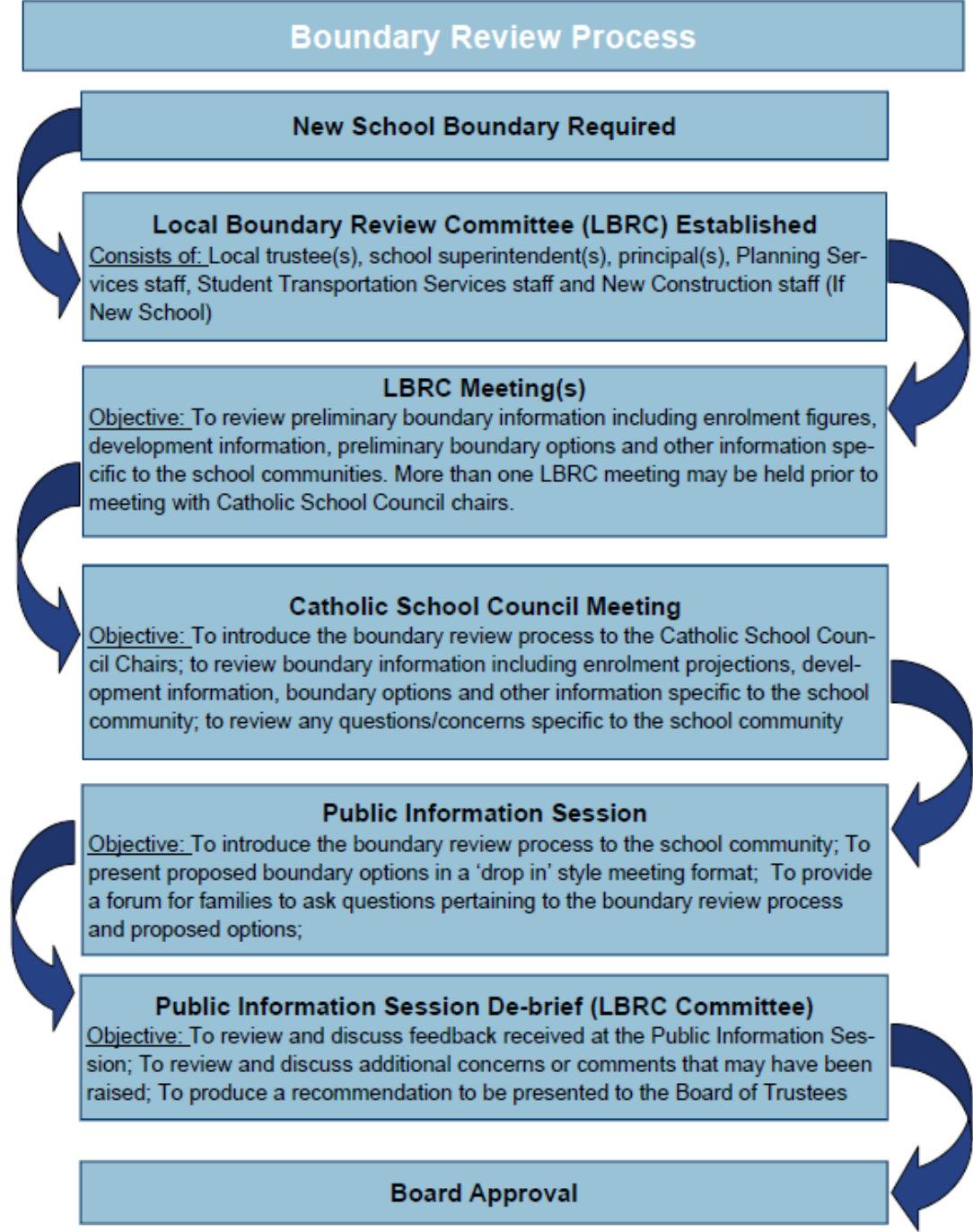
## **Technological Education Credit**

There are a number of changes to the curriculum that could require additional spaces such as the recently announced new Technological Education Credit for grade 9 and 10 Secondary students. This new requirement may require additional spaces for specialized classrooms, equipment or other learning needs. This will be evaluated and reviewed as details become available and will be reflected through accommodation planning.

# 13. PARISH BOUNDARY MAP



# 14. BOUNDARY REVIEW PROCESS



# 15. ENROLMENT PROJECTION METHODOLOGY

## General

Enrolment projections within the Long Term Accommodation Plan use October 31, 2023 as the enrolment base and project future enrolment as of October 31<sup>st</sup> of each year, using a 'cohort survival method.'

Grade to grade (JK-SK; SK-Grade 1) retention rates are determined using school and grade specific historical trends.

Junior Kindergarten projections are forecasted based on projected age cohorts from York Region, "Live Birth" data by municipality from the Registrar General of Ontario and historical trends.

Grade 9 enrolment is based on the previous year's cohort, adjusted using historical Grade 8 to Grade 9 retention rates as well as students anticipated through open access.

The impact of students projected from new development is determined using school and grade specific pupil yields applied to forecasted residential units (type and number) anticipated to be occupied each year over a 15-year period. Assumptions on residential occupancies is based on a number of sources, including but not limited to:

- Municipally approved development forecasts;
- Statistics Canada population projections;
- York Region population projections;
- Subdivision surveys;
- Approved servicing applications plans; and
- Additional development areas, such as areas of planned intensification and Secondary Plans (those which have not been identified in development applications) have been accounted for using placeholders. Residential unit estimates have been provided by municipalities.

## French Immersion / PACE / IB / RAP

Enrolment projections for specific programs are calculated using historical retention at specific entry points (grades).

## Secondary Feeder Schools – Dual and Triple Feeder Schools

Where an elementary school is considered to be a 'dual' or 'triple' feeder to a secondary school, Grade 8 to 9 retention has been calculated using historical data.

# 16. GLOSSARY OF TERMS

## Accommodation Initiatives

Initiatives aimed to address the accommodation needs of the Board in general or specific areas.

## Boundary Review

A review undertaken to alter the existing boundary of a school or group of schools. This may apply to an area with a new school opening, or in areas where enrolment distribution does not efficiently utilize available capacity. A Local Boundary Review Committee carries out the boundary review process. Boundary reviews follow a Board approved process, which includes a public consultation process when impacting existing students.

## Capacity

### On-The-Ground (OTG) Capacity

The rated capacity for a facility (number of students the permanent structure can accommodate) as indicated on the Ministry of Education's School Facilities Inventory System which is a database containing facility related data of all schools in Ontario.

### Board Capacity

The school's OTG Capacity less any classroom space assigned to other users, i.e. external partnerships, STREAM Centres, Continuing Education.

## Disposal / Disposition

Getting rid of an asset through a direct sale or some other transfer method.

## Dual Track

A school with both regular (English-language program) curriculum, and French Immersion curriculum.

## Dual and Triple Feeder Areas

Students living in these areas have the option to attend any of the two (dual) or three (triple) secondary schools that they reside in the boundary of.

## Facility Condition Index

The Facility Condition Index (FCI) measures a school building's condition. A school building's repair and renewal costs can be estimated by comparing the costs of a school building's repair and renewal needs against the cost of rebuilding the same school building from the ground up. FCI is measured as a percentage from 0 to 100, with "0" indicating new, or with no renewal needs. For example, a school building with a lower FCI rating needs less repair and renewal work than a school building with a higher FCI rating. The FCI rating does not reflect the safety of a school building.

## Portapak

A pre-engineered grouping of multiple temporary classrooms (portables) assembled under a common roof with a common hallway that may or may not be attached to a permanent building. Portapaks commonly range from having six (6) to twelve (12) classrooms.

## Pupil Accommodation Review

A review of a school or group of schools where accommodation issues have been identified. Such accommodation issues may arise from enrolment pressures, excess space, building condition concerns, program changes or changing demographics. Accommodation reviews follow a Board approved policy and process, including public consultation.

## Regular Tracks

Regular (English-language program) curriculum, with core French.

## Single Track

A school with only one stream of curriculum.

## Utilization

The measurement of the physical use of a school facility based on the comparison of Enrolment to Board Capacity of a school. The percentage of the total number of students enrolled at a school divided by school's Board Capacity (not including temporary accommodations such as portables and portapaks).



## Appendix C

### Top Concerns from Survey Responses Addressed in Final (Updated) LTAP November 2024

Survey Comment Theme	LTAP Section	Change/Edits in LTAP
Program availability (FI, PACE, ASD, etc.) in more places	6.4	<i>“As part of the consultation process in developing this Long Term Accommodation Plan, a common theme of the public survey responses suggested YCDSB should have more availability of programming (e.g. FI, PACE, ASD, STEM, Arts, Sports, Trades, more support with core resource, etc.) at more schools. Increasing availability of programming at more schools is challenging due to interest in these programs, appropriate class sizes and finding/having specialized staff for these programs. YCDSB will continue to review the possibilities of additional programming and its availability and will present changes to the Board of Trustees for approval where feasible.”</i>
Smaller Schools - comment response theme: Combining/merging Schools, Closing schools and sending those students to the nearest YCDSB school	5.1 and 6.6	<p><i>“As part of the consultation process in developing this Long Term Accommodation Plan, a common and top theme of the public survey responses suggested YCDSB should combine/merge two smaller school communities into one school without the need for portables (while closing one). Combining or merging two school communities would constitute a pupil accommodation review, which is currently not permitted by the Ministry of Education as a moratorium has been in place since 2017. For more details about pupil accommodation review, please refer to section 5.5.</i></p> <p><i>Changing/shifting boundaries for schools to increase enrolment was another common response theme from the public survey to address smaller schools. In many cases, smaller schools borders another smaller or medium sized school(s). Shifting or increasing the boundary for one school to potentially capture more students comes at decreasing the boundary/boundaries for another school(s) and reducing students from that other school(s). The overall issue of smaller school would remain as it would be shifted from one school to another.”</i></p> <p><i>“When the existing moratorium on closures is lifted, Administration will proceed with the necessary policy update and reports which will identify affected communities and timelines.”</i></p>

Boundary Reviews	6.3	<i>"Boundary Reviews are considered within the context of the principles and parametres as outlined in Sections 2 and 3. Requests for Boundary reviews which do not clearly meet the principles and parametres (e.g. ensure viable school organizations and programs, optimize the use of facilities, minimize the requirement of transportation, etc.) shall be discouraged."</i>
Partnerships	5.4 and 6.5	<p><i>"As of the writing of the Plan, YCDSB is exploring opportunities to locate and establish a YCDSB Continuing Education Centre and the potential for a trades academy at school(s). The Continuing Education Centre may include programs beyond the adult ESL program. Please refer to section 6.7 Summary of Accommodation Initiatives."</i></p> <p><i>"In February 2023, the Board of Trustees endorsed a strategy to consider partnership proposals with the intent of providing artificial turf fields, either domed or not domed at YCDSB secondary schools. Per the strategy, most recently, an expression of interest was released in August 2024 to seek partnerships and establish artificial turf fields, either domed or not domed at several secondary schools including Our Lady of the Lake CHS, Sacred Heart CHS and St. Augustine CHS. Partnership discussions are on-going at other Secondary Schools currently without an artificial turf field or dome. In addition the Board has provided a letter of Support to the Town of Whitchurch Stouffville to secure an artificial turf field at St. Katharine Drexel CHS."</i></p>
Pupil Accommodation Review (PAR)	5.5	<p><i>"When the moratorium on pupil accommodation reviews is lifted by the province, YCDSB will proceed immediately with the following steps:</i></p> <ul style="list-style-type: none"> <li><i>• Update of a revised Policy 713 Pupil Accommodation Review</i></li> <li><i>• Development of a Pupil Accommodation Review Strategy to identify communities and timelines of various reviews.</i></li> <li><i>• Development of the required "Initial Staff Report(s)" for specific Pupil Accommodation Review(s).</i></li> </ul> <p><i>The Pupil Accommodation Review Strategy will be guided by the responses received from the public as part of the consultation process in developing this Long Term Accommodation Plan. Specifically the prioritizing of the Pupil Accommodation Reviews will be based on schools with low facility conditions and excess pupil places."</i></p>

To be Addressed Outside of LTAP Document

<b>Survey Comment Theme</b>	<b>LTAP Section</b>	<b>Next Steps</b>
<i>Facility Condition</i>		Provided comments to the Plant Department. Plant Department to investigate opportunities.
<i>Transportation</i>		Student Transportation Services of York Region (STSYR) is currently conducting reviews of Board transportation policies.

## Appendix C

### Top Concerns from Survey Responses Addressed in Final (Updated) LTAP November 2024

Survey Comment Theme	LTAP Section	Change/Edits in LTAP
Program availability (FI, PACE, ASD, etc.) in more places	6.4	<p><i>“As part of the consultation process in developing this Long Term Accommodation Plan, a common theme of the public survey responses suggested YCDSB should have more availability of programming (e.g. FI, PACE, ASD, STEM, Arts, Sports, Trades, more support with core resource, etc.) at more schools. Increasing availability of programming at more schools is challenging due to interest in these programs, appropriate class sizes and finding/having specialized staff for these programs. YCDSB will continue to review the possibilities of additional programming and its availability and will present changes to the Board of Trustees for approval where feasible.”</i></p>
Smaller Schools - comment response theme: Combining/merging Schools, Closing schools and sending those students to the nearest YCDSB school	5.1 and 6.6	<p><i>“As part of the consultation process in developing this Long Term Accommodation Plan, a common and top theme of the public survey responses suggested YCDSB should combine/merge two smaller school communities into one school without the need for portables (while closing one). Combining or merging two school communities would constitute a pupil accommodation review, which is currently not permitted by the Ministry of Education as a moratorium has been in place since 2017. For more details about pupil accommodation review, please refer to section 5.5.</i></p> <p><i>Changing/shifting boundaries for schools to increase enrolment was another common response theme from the public survey to address smaller schools. In many cases, smaller schools borders another smaller or medium sized school(s). Shifting or increasing the boundary for one school to potentially capture more students comes at decreasing the boundary/boundaries for another school(s) and reducing students from that other school(s). The overall issue of smaller school would remain as it would be shifted from one school to another.”</i></p> <p><i>“When the existing moratorium on closures is lifted, Administration will proceed with the necessary policy update and reports which will identify affected communities and timelines.”</i></p>

Boundary Reviews	6.3	<i>"Boundary Reviews are considered within the context of the principles and parametres as outlined in Sections 2 and 3. Requests for Boundary reviews which do not clearly meet the principles and parametres (e.g. ensure viable school organizations and programs, optimize the use of facilities, minimize the requirement of transportation, etc.) shall be discouraged."</i>
Partnerships	5.4 and 6.5	<p><i>"As of the writing of the Plan, YCDSB is exploring opportunities to locate and establish a YCDSB Continuing Education Centre and the potential for a trades academy at school(s). The Continuing Education Centre may include programs beyond the adult ESL program. Please refer to section 6.7 Summary of Accommodation Initiatives."</i></p> <p><i>"In February 2023, the Board of Trustees endorsed a strategy to consider partnership proposals with the intent of providing artificial turf fields, either domed or not domed at YCDSB secondary schools. Per the strategy, most recently, an expression of interest was released in August 2024 to seek partnerships and establish artificial turf fields, either domed or not domed at several secondary schools including Our Lady of the Lake CHS, Sacred Heart CHS and St. Augustine CHS. Partnership discussions are on-going at other Secondary Schools currently without an artificial turf field or dome. In addition the Board has provided a letter of Support to the Town of Whitchurch Stouffville to secure an artificial turf field at St. Katharine Drexel CHS."</i></p>
Pupil Accommodation Review (PAR)	5.5	<p><i>"When the moratorium on pupil accommodation reviews is lifted by the province, YCDSB will proceed immediately with the following steps:</i></p> <ul style="list-style-type: none"> <li><i>• Update of a revised Policy 713 Pupil Accommodation Review</i></li> <li><i>• Development of a Pupil Accommodation Review Strategy to identify communities and timelines of various reviews.</i></li> <li><i>• Development of the required "Initial Staff Report(s)" for specific Pupil Accommodation Review(s).</i></li> </ul> <p><i>The Pupil Accommodation Review Strategy will be guided by the responses received from the public as part of the consultation process in developing this Long Term Accommodation Plan. Specifically the prioritizing of the Pupil Accommodation Reviews will be based on schools with low facility conditions and excess pupil places."</i></p>

To be Addressed Outside of LTAP Document

<b>Survey Comment Theme</b>	<b>LTAP Section</b>	<b>Next Steps</b>
<i>Facility Condition</i>		Provided comments to the Plant Department. Plant Department to investigate opportunities.
<i>Transportation</i>		Student Transportation Services of York Region (STSYR) is currently conducting reviews of Board transportation policies.



**York Catholic District School Board**

**REPORT NO. 2025:01**

**EXECUTIVE COMMITTEE**

**To: Regular Board Meeting**

**November 26, 2024**

A meeting of the Executive Committee was held on Tuesday, November 19, 2024 at 3:04 pm.

**PRESENT:**

Committee Members: E. Crowe, M. Iafrate, A. Saggese

Other Trustees: N/A

Administration: J. De Faveri, J. Sarna

Absent with Notice: N/A

Recording: S. Greco

Presiding: E. Crowe, Chair of the Board

**ACTION ITEMS:**

**2025 TERMS OF REFERENCE**

**THAT** the 2025 Terms of Reference for the Executive Committee be approved.

**DISCUSSION/INFORMATION ITEMS**

- a) Recognitions/Outside Presentations
- b) Notices of Motion
- c) Draft Agendas
- d) Future Board Meeting / Items Requests
- e) Future Executive Meeting Items
- f) Director's Items
- g) Chairs Items
- h) Trustee Requests

**Adjournment:** 3:13 pm

E. Crowe, Chair of the Board

## EXECUTIVE COMMITTEE TERMS OF REFERENCE 2025

The Executive Committee meets to review and set Board Meeting Agendas. The Executive Committee does not approve items and/or bind the Board. All items requiring Board approval shall be brought to the Board as a whole for approval.

### 1. Purpose/Mandate:

- 1.1 To prioritize agenda items and set the Board agenda accordingly.
- 1.2 To set the annual calendar of Meetings.
- 1.3 To review notices of motion received subsequent to the last Regular Board Meeting and determine appropriate action or disposition.
- 1.4 To designate matters if/as appropriate to committees and/or Board or to staff through the Director of Education and to report such designation in the minutes.
- 1.5 To follow the Board mandated procedure of referring matters of litigation to a meeting of the full Board. When time constraints are an issue, the committee may direct administration to obtain a prior legal opinion (to be presented with the legal matter) and/or request the presence of a legal representative at the upcoming Board meeting. Board members will be notified of such action.
- 1.6 To act as directed by Board Policy with regards to attendance of trustees at conferences;
- 1.7 To recommend and/or plan initiatives which promote the understanding and practice of our Catholic Faith among trustees and staff.
- 1.8 To organize trustee workshops/retreats.
- 1.9 To recommend and/or provide opportunities for professional development for Trustees.

### 2. Committee Membership:

- 2.1 Chair
- 2.2 Vice-Chair
- 2.3 Trustees (1)

#### 2025 Trustee Membership:

Chair, Elizabeth Crowe  
Vice-Chair, Maria Iafrate  
Trustee, Angela Saggese

### 3. Resource Personnel:

- 3.1 Director of Education
- 3.2 Associate Director
- 3.3 Chief Financial Officer and Treasurer of the Board (*as needed*)
- 3.4 Administrative Assistant – Director's Office
- 3.5 Manager, Communications and Marketing (*as needed*)

**Last Revision/Approval  
Date: November 19, 2024**

### 4. Meeting Schedule:

- 4.1 The Executive Committee will meet prior to each Regular Board Meeting.

### 5. Quorum:

- 5.1 Subject to the provisions of the Municipal Conflict of Interest Act two (2) Trustees shall constitute a quorum.

**YORK CATHOLIC DISTRICT SCHOOL BOARD**  
**SPECIAL EDUCATION ADVISORY COMMITTEE**  
**REPORT NO. 2024: 11**

**To: Regular Board Meeting**

**November 26, 2024**

A meeting of the Special Education Advisory Committee was held on **November 11, 2024** in a hybrid format in person at the CEC, 320 Bloomington Rd. W and virtually over Google meet.

**PRESENT:**

Committee Members:	N, Byrne*, A. Connolly*, A. Grella, M. Iafrate, D. Legris, S. Leckey*, J. Man*, N. Welch*, Y. Zhou*
Association Representatives:	M. Marcello*, C. Sandig*
Administration:	L.Lausic, J. Powers, E. Strano*
Regrets:	A.Carter, A.Cabraja, M. Xue
Recording	C. Mong*
Guests:	S. Bondy, <i>Transition Planner/Work Experience Teacher YCDSB</i> L. Colangelo*, <i>Special Education Assistive Technology Planner, YCDSB</i> M. Prinzo*, <i>Mental Health Manager, YCDSB</i> F. Teran Enriquez, <i>CO-OP student, YCDSB</i>

*\*Denotes Virtual attendance*

**1. ACTION ITEM(S): NIL**

**2. CORRESPONDENCE: NIL**

**3. PRESENTATIONS/DISCUSSIONS/INFORMATION:**

- Parent Education & Awareness Campaign
- SEA Guideline changes
- Special Incident Portion (SIP) Process update
- Special Education Transition to Highschool
- Student Services November 2024 Updates

**4. ASSOCIATION REPORTS:**

- Autism Ontario: Pathways to Special Education Support
- LDAYS: SOAR programs, registration is now opened

**5. ITEMS FOR FUTURE AGENDA:**

- 2024-2025 SEAC Vote
- Mental Health Department Updates
- Intensive response Team Presentation

**6. NEXT MEETING: December 16, 2024**

A. GRELLA, CHAIR, SEAC

**York Catholic District School Board**

**REPORT NO. 2024:04**

**STUDENT SUCCESS & PATHWAYS COMMITTEE**

**To: Regular Board Meeting**

**November 26, 2024**

A meeting of the Student Success & Pathways Committee was held at the Catholic Education Centre on Wednesday, November 13, 2024, at 2:00 pm.

**PRESENT:**

**Trustee Committee Members:**    **In Person:** A. Saggese, F. Alexander  
**Virtual:**    M. Barbieri

**Other Trustees:**    **In Person:** M. Iafrate  
**Virtual:**    N/A

**Absent with Notice:**    J. DiMeo, A. Grella

**Administration:**    **In Person:** A. Arcadi, J. De Faveri, J. Sarna  
**Virtual:**    N/A

**Staff:**    Marisa Benakis, Daniel LaGamba  
Cristine Mazzeo, Anthony Pasquini,  
Tim Laliberte , Joel Chiutsi , Jennifer Powers

**Recording:**    L. Coquim

**Presiding:**    A. Saggese, Committee Chair

**1. ACTION ITEM(S):**

**2. DISCUSSION / INFORMATION ITEMS:**

- a. Artificial Intelligence Update
- b. STREAM Centres of Excellence
- c. Continuing Education: Travel for Credit Programs

**3. FUTURE MEETING DATE:** February 24, 2025

**4. ADJOURNMENT:** 2:53 pm

A.Saggese, Committee Chair

**REPORT NO. 2025:01**  
**YORK CATHOLIC PARENT INVOLVEMENT COMMITTEE (YCPIC)**

**November 26, 2024**

A meeting of the York Catholic Parent Involvement Committee (YCPIC) was held at the Catholic Education Centre commencing at 6:30 p.m. on Monday, November 25, 2024.

**PRESENT:**

<b>Committee Member(s):</b>	<b>In Person:</b>	Robyn De Cicco, Ashley Fruci, Karen Galeano, Christina Gillison, Maria Praveen, Martina Saverino, Genevieve Simnett, Rachel Sun, Jaclyn Toma, Yan Zhou
	<b>Virtual:</b>	Josie Belluomini, Olufisayo Bolarinwa, Leilani Cabral, Melena Carrassi, Binu S. George, Marcos Paulino, Florence Wang, Nicole Young

<b>Administration:</b>	<b>In Person:</b>	John De Faveri, Jennifer Sarna Helena DiPanfilo, Dishni Kiriella
	<b>Virtual:</b>	N/A

**Trustee(s):** **In Person:** Maria Iafrate  
**Virtual:** N/A

**Guest(s):** \_\_\_\_\_  
**Staff:** Michelle Prinzo, Mental Health Lead  
**Trustee:** Angela Saggese

**Recording Secretary:** Silvana Greco

## REGRETS:

**Committee Member(s):** Samantha Ferazzoli, Rina George-Alexander, Eby Ijeh, Sahir Jamal, Sarah Tjin-a-joe

**Administration(s):** Marylinda Lamarra (OECTA Rep)

**Trustee(s):** Elizabeth Crowe

### ELECTION OF 2024-2026 YCPIC OFFICERS:

Martina Saverino, Chair  
Jaclyn Toma, Vice-Chair  
Christina Gillison, Treasurer  
Robyn De Cicco, Secretary

- 1. ACTION ITEM(S):** N/A
- 2. PRESENTATION / DISCUSSION / INFORMATION ITEM(S):**
  - a) Parent Education & Awareness Campaign
  - b) Review of YCPIC By-Laws
  - c) Role of YCPIC Members
  - d) Clarification on Platform and Usage and Long-Term Goals
  - e) YCPIC Conference
  - f) YCPIC Social / Networking Session
- 3. FUTURE MEETING DATES:** January 20, 2025 at 6:30 pm

**Martina Saverino, YCPIC Chair**

## REPORT

### York Catholic District School Board

**Report To:** Board of Trustees

**From:** Administration

**Date:** November 26, 2024

**Report:** Reintroduction of French Immersion Program at St. Joan of Arc Catholic High School

---

### EXECUTIVE SUMMARY

This report recommends reintroducing the French Immersion program at St. Joan of Arc Catholic High School (SJA) in Vaughan. After the program failed to launch last year due to insufficient enrollment, a renewed effort by the school, staff, and community has generated significant interest, with more than 25 students committed to enrolling for the upcoming academic year.

In addition to the current enrollment, the program has generated substantial interest from families outside the YCDSB, particularly from students currently attending public board schools. Many of these students and their families attended the SJA Open House on November 19, 2024 and have expressed enthusiasm for the program, with several committing to enroll for the next academic year. This, combined with strong participation in French Immersion programs at feeder schools—St. Joseph the Worker and Blessed Trinity Catholic Elementary Schools—provides a robust foundation to sustain the program at SJA in future years. Reintroducing French Immersion at SJA not only aligns with YCDSB’s commitment to expanding bilingual education opportunities but also strengthens enrollment, further establishing the school as a destination for academic excellence.

### BACKGROUND INFORMATION

The French Immersion program at SJA was approved previously but could not proceed due to low enrollment. Since then, the school has implemented extensive community engagement efforts, collaborating with its feeder schools to promote the program. Taking into account that SJA already houses a growing AP Program, the reintroduction of French Immersion will enable the integration of a combined French Immersion and Advanced Placement (AP) Program, reflecting the Board’s dedication to fostering bilingualism and academic excellence.

This integration ensures that students have access to a unique and rigorous educational experience, while also sparking significant interest among students currently attending surrounding local Public Elementary School Boards, offering them a compelling option for their high school education. Reintroducing this program will also help address the capacity challenges of the neighboring FI School, OLQW, reducing future overcrowding and easing logistical challenges.

### Feeder School Enrollment Data

The table below highlights current enrollment in French Immersion at the two feeder schools, showing strong participation in Grades 5 through 8:

School (Elementary)	Grade 5	Grade 6	Grade 7	Grade 8	Totals
Blessed Trinity	25	26	25	34	110
St. Joseph the Worker	16	14	14	17	61
Totals	41	40	39	51	171

### RECOMMENDATION

**THAT** the Board approve the reintroduction of the French Immersion program at St. Joan of Arc Catholic High School starting the 2025-2026 academic year at no additional cost to the Board.

Prepared by:	Joel Chiutsi, Superintendent of Education
Reviewed and Submitted by:	Jennifer Sarna, Associate Director
Endorsed by:	John De Faveri, Interim Director of Education





# York Catholic District School Board

Catholic Education Centre, 320 Bloomington Road West, Aurora, Ontario L4G 0M1  
Tel: 905-713-1211, 416-221-5051, 1-800-363-2711  
Fax: 905-713-1272 • www.ycdsb.ca



October 22, 2024

## NOTICE OF MOTION

### EXPLORE AIR CONDITIONING IN ALL ELEMENTARY YCDSB CLASSROOMS

- Whereas** not all elementary YCDSB schools are equipped with air-conditioning in classrooms;
- Whereas** students attending schools without air-conditioned classrooms are reliant on rotation through common cooling areas to mitigate the effects of high temperatures;
- Whereas** rotation through common cooling areas is not a permanent solution for heat mitigation;
- Whereas** rising temperatures in late spring, summer and early autumn inequitably affects the learning environments for students attending schools without air-conditioned classrooms;
- Whereas** an optimal learning environment should be provided to all students regardless of geographical location;
- Whereas** multiple school boards have completed multi-year projects to install air conditioning in every classroom.

### LET IT BE RESOLVED:

**THAT** staff investigate and report back to the Board of Trustees with an estimated financial outlay and timeframe required to equip all elementary YCDSB classrooms with air-conditioning.

Respectfully Submitted,

Jennifer Wigston  
Trustee

REFERENCE No. 2024:24:1022:JW

## REPORT

**Report to:** Board of Trustees

**From:** Angela Saggese, Trustee Vaughan: Area 1, Ward 1

**Date:** November 26, 2024

**Report:** International Language Education Funding

---

YCDSB-ItaliaLinguaCultura is a non-profit organization, incorporated in Ontario and accredited by the Consulate General of Italy in Toronto. This organization is dedicated to promoting, enhancing, and enriching Italian language education in Ontario with a mission of preserving the cultural heritage of Italian Canadians and ensuring its transmission to future generations. The Association's special focus is to provide support to the YCDSB's International Language Italian Extended Day Program.

The Italian Language Extended-Day Program is predominantly funded by the Ministry of Education and currently serves around 5500 students in 21 YCDSB schools. This program offers students a unique opportunity to learn a second language and immerse themselves in a new culture. Research consistently shows that students who study additional languages achieve higher academic success and enjoy broader career prospects.

However, in recent years, the program has faced significant financial challenges. To address the Program's funding issues, YCDSB-ItaliaLinguaCultura seeks to collaborate with Canadian and Italian institutions, local agencies, and other organizations to ensure the ongoing delivery of the program's activities and services.

A key objective is to secure yearly funding from the Italian Ministry of Foreign Affairs. Alongside securing additional resources, the Association is committed to promoting the study of the Italian language and culture among elementary school students. It plans to support the development, dissemination and implementation of modern teaching tools and methods and work collaboratively with YCDSB instructors to make the learning experience more engaging and accessible. This will be accomplished by assisting in the delivery of workshops and seminars and recommending print, online and multimedia resources for staff.

## **York Catholic District School Board**

### More on YCDSB-ItaliaLinguaCultura

1. YCDSB-ItaliaLinguaCultura was created based on the suggestion from the Ontario Ministry of Education to seek alternative funding options.
2. YCDSB-ItaliaLinguaCultura has also been successful in securing funding from CIBPA (Canadian Italian Business and Professional Association of Ontario) along with the Congress of Italo Canadians. This organization provides bursaries and scholarships to students through universities.
3. YCDSB-ItaliaLinguaCultura is non profit and all funds will go to the York Catholic District School Board. The YCDSB-ItaliaLinguaCultura bylaws specify that members or directors will operate on a voluntary basis.
4. The Italian Language Extended-Day Program has been continuously successful for the past 41 years. It helps open up the board to the community, teaching the values of inclusiveness and international breath, expanding the views of our students while giving students additional career opportunities and personal growth.

Prepared and Submitted by: Angela Saggese, Trustee, Vaughan: Area 1, Ward 1



28 October 2024

Elizabeth Crowe  
Chair of the Board  
York Catholic District School Board  
320 Bloomington Road West  
Aurora, ON L4G 0M1

Dear Ms. Crowe,

I would like to thank you very much for your kind and considerate letter of congratulations dated 9 October 2024 regarding the news of my appointment by the Holy Father to the College of Cardinals.

I am truly humbled and honoured to be named and I entrust to the Blessed Mother, myself and this new ministry of service to the Universal Church and to the Successor of St. Peter, the Pope.

I am extremely grateful for your thoughtfulness as well for your ongoing prayers and well wishes. Know of my prayers for you as well, that the Lord continue to bestow his loving kindness on you in abundance.

Sincerely Yours in Jesus with Mary,

Most Reverend Francis Leo  
Metropolitan Archbishop of Toronto



# York Catholic District School Board

Catholic Education Centre, 320 Bloomington Road West, Aurora, Ontario L4G 0M1

Tel: 905-713-1211, 416-221-5051, 1-800-363-2711

Fax: 905-713-1272 • [www.ycdsb.ca](http://www.ycdsb.ca)

**Elizabeth Crowe**

*Chair*

Aurora/King

Whitchurch Stouffville

October 9, 2024

**Theresa McNicol**

East Gwillimbury/

Georgina/Newmarket

**Carol Cotton**

Markham

Area 1, Wards 1, 2, 3, 6

Archbishop Francis Leo  
Archdiocese of Toronto  
Catholic Pastoral Centre  
1155 Yonge Street  
Toronto, Ontario  
M4T 1W2

**Frank Alexander**

Markham

Area 2, Wards 4, 5, 7, 8

Dear Your Grace Archbishop Francis Leo,

**Maria lafrate**

*Vice-Chair*

Richmond Hill

On behalf of the Board of Trustees of the York Catholic District School Board, along with our staff, students and all our community members, I congratulate you on your upcoming elevation to the College of Cardinals.

**Joseph DiMeo**

Richmond Hill

The faithful of the Archdiocese of Toronto are grateful for your service to us over these past two years and we can see why the Holy Father has entrusted you with this position.

**Angela Saggese**

Vaughan

Area 1, Ward 1

Being an advisor to the successor of St. Peter is a lofty responsibility. We will pray for your success in this role for the greater glory of God and the Church.

**Michaela Barbieri**

Vaughan

Area 2, Ward 2

Yours in Catholic Education,

**Jennifer Wigston**

Vaughan,

Area 3, Wards 3, 4, 5

A handwritten signature in black ink that reads "Elizabeth Crowe". The signature is written in a cursive, flowing style.

Elizabeth Crowe  
Chair of the Board

**Angela Grella**

Vaughan

Area 3, Ward 3, 4, 5

/sg

**Monica Galstyan**

*Sr. Student Trustee*

**Sabine Cuesta**

*Jr. Student Trustee*



Silvana Greco &lt;silvana.greco@ycdsb.ca&gt;

---

**RE: Request to Review Funding Formula for Online Learning**

---

**Ginsler, Yael (EDU)** <Yael.Ginsler@ontario.ca>

Fri, Nov 1, 2024 at 9:31 AM

To: "elizabeth.crowe@ycdsb.ca" &lt;elizabeth.crowe@ycdsb.ca&gt;, John De Faveri &lt;john.defaveri@ycdsb.ca&gt;

Cc: Silvana Greco &lt;silvana.greco@ycdsb.ca&gt;

Hello Elizabeth Crowe and John De Faveri,

Thank you for sharing your concerns regarding the Core Education Funding benchmarks for online learning.

As you correctly note in your letter, the secondary classroom teacher benchmark in the Classroom Staffing Fund reflects the different funded average class sizes for online learning (30) and in-person learning (23). The online learning credit load assumes that approximately 32.5 per cent of secondary average daily enrolment in 2024–25 taking one online credit. This is an assumption and is not based on actual enrolment in online courses.

Core Education Funding provides school boards with the flexibility to make decisions about funding for program delivery and staffing to best serve their students, based on local policies and priorities and in keeping with the enveloping requirements of Core Education Funding. Accordingly, school boards have the responsibility and flexibility to organize classes in keeping with the class size requirements, which is a maximum in-person/remote average class size of 23 and maximum online average class size of 30. School boards can use the funding within the Classroom Staffing Fund or other flexible funding within other allocations of Core Education Funding to manage the related costs.

The ministry acknowledges your feedback regarding the funding formula related to online learning. At this time, we are unable to commit to any changes to the enrolment benchmark, however; we have shared this feedback for future planning.

**Yael Ginsler**

Assistant Deputy Minister | Student Achievement Division

Ministry of Education | Ontario Public Service

| [yael.ginsler@ontario.ca](mailto:yael.ginsler@ontario.ca)*Taking pride in strengthening Ontario, its places and its people*



# York Catholic District School Board

Catholic Education Centre, 320 Bloomington Road West, Aurora, Ontario L4G 0M1

Tel: 905-713-1211, 416-221-5051, 1-800-363-2711

Fax: 905-713-1272 • [www.ycdsb.ca](http://www.ycdsb.ca)

**Elizabeth Crowe**

Chair  
Aurora/King  
Whitchurch Stouffville

**Theresa McNicol**

East Gwillimbury/  
Georgina/Newmarket

**Carol Cotton**

Markham  
Area 1, Wards 1, 2, 3, 6

**Frank Alexander**

Markham  
Area 2, Wards 4, 5, 7, 8

**Maria Iafate**

Vice-Chair  
Richmond Hill

**Joseph DiMeo**

Richmond Hill

**Angela Saggese**

Vaughan  
Area 1, Ward 1

**Michaela Barbieri**

Vaughan  
Area 2, Ward 2

**Jennifer Wigston**

Vaughan,  
Area 3, Wards 3, 4, 5

**Angela Grella**

Vaughan  
Area 3, Ward 3, 4, 5

**Jonah James**

Sr. Student Trustee

**Amira Zamanifar**

Sr. Student Trustee

**Monica Galstyan**

Jr. Student Trustee

June 25, 2024

The Honourable Todd Smith  
Minister of Education  
5th Floor, 483 University Ave.  
Toronto, Ontario M7A 2A5

**Re: Request to Review the Funding Formula for OnLine Learning**

Dear Minister Smith,

On behalf of the York Catholic District School Board (YCDSB), we are writing to request a review of the current funding formula for online learning.

The existing funding model differentiates between online and in-person learning by setting funded average class sizes at 30:1 for online learning and 23:1 for in-person learning. For the 2024-25 academic year, it is assumed that approximately 32.5% of secondary Average Daily Enrolment (ADE) will be comprised of students taking one online credit.

We believe that the current funding formula does not reflect the actual enrollment in online courses and fails to account for the additional supervision required. Specifically, the funding model does not consider students who opt out of online credits, nor does it provide funding for the supervision of students who are onsite while participating in online classes.

Therefore, we recommend that the Ministry review and revise the funding formula to better align with the realities of student enrollment and supervision needs in online learning environments.

We appreciate the continued efforts and dedication of you and your staff in supporting the safety and education of our students, educators, school staff, and the broader community.

Sincerely,

Elizabeth Crowe  
Chair of the Board

John De Faveri  
Interim Director of Education

Jennifer Sarna, Associate Director, York Catholic DSB  
Calum McNeil, Chief Financial Officer & Treasurer, York Catholic DSB  
Kate Manson-Smith, Deputy Minister, Ministry of Education  
Yael Ginsler, Assistant Deputy Minister, Student Achievement Division, Ministry of Education  
Andrew Davis, Assistant Deputy Minister, Education Labour & Finance Division, Ministry of Education  
Doreen Lamarche, Executive Director, Education Finance Office, Education Labour & Finance Division, Ministry of Education  
Maureen Shave, Regional Manager, Central Region, Ministry of Education  
Nick Milanetti, Executive Director, OCSTA





## YORK CATHOLIC DISTRICT SCHOOL BOARD

### REPORT

**REPORT TO:** Board of Trustees

**FROM:** Administration

**DATE:** November 26, 2024

**REPORT:** **Status Report on Program for Academic and Creative Extension (PACE)**

### EXECUTIVE SUMMARY

To address high PACE enrolment at St. Theresa of Lisieux, new sites in Richmond Hill have been identified for both the elementary and secondary panel, to address the pressure. The changes will take effect for September 2026, and current Gr. 8 students will not be impacted by the change.

### BACKGROUND

There are almost 500 exceptional students supported by Special Education at St. Theresa of Lisieux. 331 of these students are enrolled in the PACE program.

GRADE	9	10	11	12	TOTAL
FATHER BRESSANI	13	16	7	19	55
SACRED HEART	3	13	14	12	42
ST BROTHER ANDRE	17	10	16	10	53
ST THERESA OF LISIEUX	75	101	85	70	331

The workload is especially challenging for the Special Education Department Head who receives the same stipend as the Special Education Department Heads at all other schools, even though they may have 1/5 of the Special Education students that St. Theresa of Lisieux has.

Another concern that has been raised in the past is with regard to equity. Since hundreds of Gifted students occupy the spaces available at the school, when students with learning needs move into the area seeking entry, they are often turned away due to the school cap on enrolment. As a result, there is an imbalance in the number of Gifted students at the school vs the number of students with learning needs. This has fostered an "elitist" type of environment that has proven challenging for the students within the school who are not Gifted, thereby compromising the mental health and well-being of some of the non-Gifted students.

## **NEXT STEPS**

**Relocate the elementary PACE program, currently at Father Henri Nouwen CES, to Our Lady Help of Christians CES, effective September 2026.**

- A new elementary PACE boundary will be established (see attached map).
- Existing Gr. 5 and Gr. 6 PACE students, currently attending Father Henri Nouwen CES, will be informed of the move to Our Lady Help of Christians CES for the 2026/27 school year (they will be in Grade 7 and 8 respectively at that time).
- The new PACE elementary boundary will be in effect for the 2025/26 school year, for the purposes of placing Gr. 5 students at Father Henri Nouwen CES. These students and their families will be made aware of the program moving to Our Lady Help of Christians CES the following year.
- Transportation will be provided to their designated PACE school, if eligible.

Note: The PACE program relocated from St. Paul CES to Father Henri Nouwen CES in September 2023. The current Gr. 7 and Gr. 8 students at Father Henri Nouwen CES did experience a move from St. Paul CES. These students will graduate from Father Henri Nouwen CES and will not be moving for a 3rd time.

**Open a new PACE program at OLQW for September 2026.**

- A new secondary PACE boundary will be established (see attached map).
- The southern portion of the new secondary PACE boundary will align with the newly established Our Lady Help of Christians PACE boundary.
- Transportation will be provided to their designated PACE school, if eligible.
- An information session will be held in January 2025 at Our Lady Queen of the World CA informing families that a new PACE program is opening in September 2026.
- Consideration of a TCH-19 approval, only for PACE students currently in Grades 5 through 7, may be offered for students to ease in the transition.

## **SUMMARY**

Distributing the Gifted students more equally across many schools will create a more heterogeneous school population, which is healthier for all.

Prepared and Submitted by:

Reviewed by:

Endorsed by:

Jennifer Powers, Superintendent of Education: Exceptional Learners and  
Giovanna De Girolamo, Coordinating Manager of Planning and Operations  
Jennifer Sarna, Associate Director of Education  
John DeFaveri, Interim Director of Education



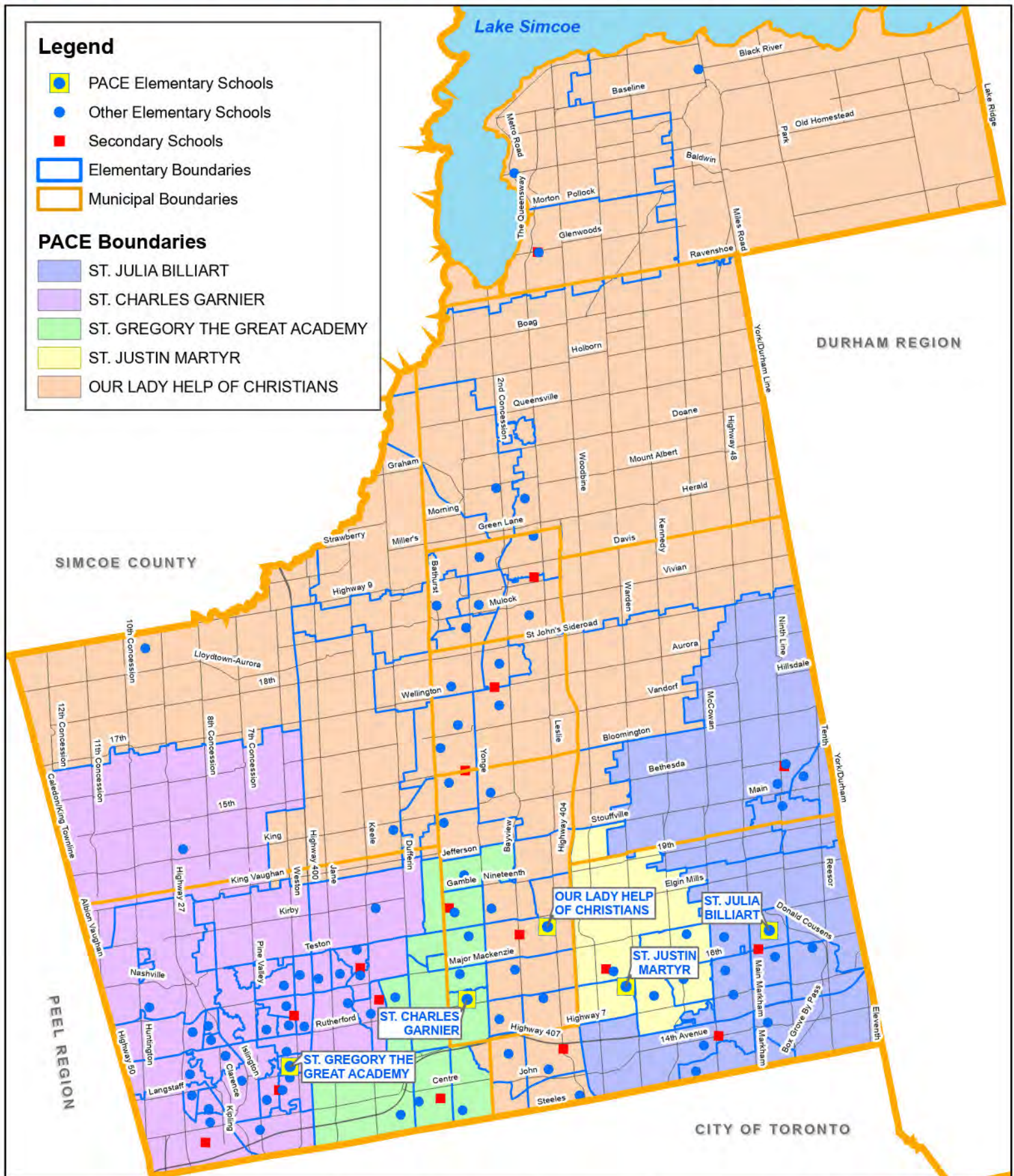
# Proposed Elementary PACE Boundaries with Our Lady Help of Christians opening in 2026

## Legend

- PACE Elementary Schools
- Other Elementary Schools
- Secondary Schools
- Elementary Boundaries
- Municipal Boundaries

## PACE Boundaries

- ST. JULIA BILLIART
- ST. CHARLES GARNIER
- ST. GREGORY THE GREAT ACADEMY
- ST. JUSTIN MARTYR
- OUR LADY HELP OF CHRISTIANS







# Proposed Secondary PACE Boundaries with Our Lady Queen of the World opening in 2026

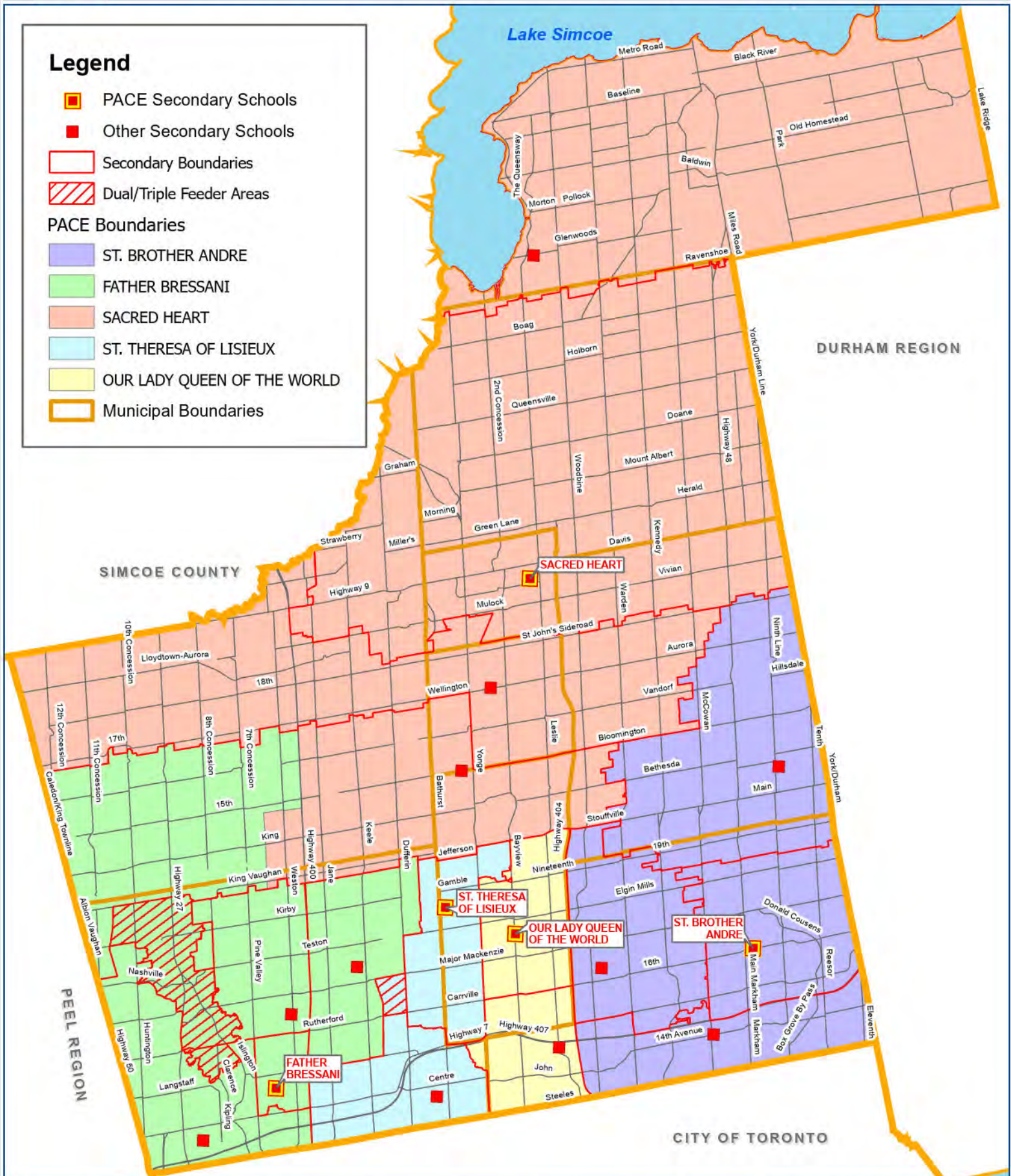
## Legend

- PACE Secondary Schools
- Other Secondary Schools

- Secondary Boundaries
- Dual/Triple Feeder Areas

### PACE Boundaries

- ST. BROTHER ANDRE
- FATHER BRESSANI
- SACRED HEART
- ST. THERESA OF LISIEUX
- OUR LADY QUEEN OF THE WORLD
- Municipal Boundaries





## York Catholic District School Board

### MEMO

**To:** Board of Trustees  
**From:** Administration  
**Date:** November 26, 2024  
**Report:** Before and After School Child Care Program Enrolment Summary

---

This report is intended to provide the Board of Trustees with information related to the number of children enrolled in child care programs, specifically Before and After School child care programs as is listed as:

#### **Child Care / School Age Enrolment (by Trustee)**

Prepared by: Fran Zeppieri, Manager of Child Care Services  
Reviewed by: Jennifer Powers, Superintendent of Education: Exceptional Learners  
Endorsed by: John De Faveri, Interim Director of Education

2024-2025 Childcare / School Age Enrolment

Updated November 2024

Sorted by Trustee

Elementary Schools		School Enrolment (Enrolment November 2024)				Child Care / Before & After Care		Total FDK Percentage of Children in Child Care/Before/After Care	Total Grades 1-6 Percentage of Children in Before/After Care
Trustee		FT	FDK	Gr 1 - 6		FDK	Gr 1-6		
		J.K.	S.K.	TOTALS	TOTALS	TOTALS	TOTALS	%	%
Blessed Scalabrini	Angela Grella/Jennifer Wigston	18	13	31	104	6	9	19%	9%
Guardian Angels	Angela Grella/Jennifer Wigston	38	39	77	383	31	86	40%	22%
Immaculate Conception	Angela Grella/Jennifer Wigston	32	39	71	213	9	16	13%	8%
Our Lady of the Rosary	Angela Grella/Jennifer Wigston	45	23	68	198	9	11	13%	6%
St. Agnes of Assisi	Angela Grella/Jennifer Wigston	14	21	35	160	6	18	17%	11%
St. Cecilia	Angela Grella/Jennifer Wigston	22	24	46	294	26	60	57%	20%
St. Clare	Angela Grella/Jennifer Wigston	8	10	18	91	7	6	39%	7%
St. Emily	Angela Grella/Jennifer Wigston	33	38	71	250	20	28	28%	11%
St. Gabriel the Archangel	Angela Grella/Jennifer Wigston	33	30	63	212	22	43	35%	20%
St. Gregory the Great Academy	Angela Grella/Jennifer Wigston	19	15	34	145	9	28	26%	19%
St. John Bosco	Angela Grella/Jennifer Wigston	0	0	0	262	0	15	0%	6%
St. Joseph the Worker	Angela Grella/Jennifer Wigston	39	42	81	224	12	30	15%	13%
St. Mary of the Angels	Angela Grella/Jennifer Wigston	38	45	83	333	29	55	35%	17%
St. Michael the Archangel	Angela Grella/Jennifer Wigston	17	22	39	241	13	30	33%	12%
St. Veronica	Angela Grella/Jennifer Wigston	24	27	51	269	17	30	33%	11%
Blessed Trinity	Angela Saggese	39	42	81	171	26	60	32%	35%
Divine Mercy	Angela Saggese	5	12	17	113	2	16	12%	14%
Father John Kelly	Angela Saggese	18	25	43	140	26	50	60%	36%
Holy Jubilee	Angela Saggese	20	22	42	176	19	35	45%	20%
Pope Francis	Angela Saggese	97	99	196	571	77	93	39%	16%
St. David	Angela Saggese	18	15	33	118	6	9	18%	8%
St. James	Angela Saggese	20	16	36	135	6	25	17%	19%
St. Raphael the Archangel	Angela Saggese	11	15	26	126	2	9	8%	7%
All Saints	Carol Cotton	15	13	28	129	6	18	21%	14%
San Lorenzo Ruiz	Carol Cotton	15	34	49	234	13	26	27%	11%
St. Anthony	Carol Cotton	10	13	23	41	7	17	30%	41%
St. John XXIII	Carol Cotton	15	18	33	81	15	27	45%	33%
St. Justin Martyr	Carol Cotton	27	27	54	321	16	60	30%	19%
St. Michael Academy	Carol Cotton	17	22	39	146	13	41	33%	28%
St. Monica	Carol Cotton	12	24	36	230	14	20	39%	9%
St. Rene Goupil-St. Luke	Carol Cotton	21	22	2023	135	16	15	37%	11%



2024-2025 Childcare / School Age Enrolment

Updated November 2024

Sorted by Trustee

		School Enrolment (Enrolment November 2024)				Child Care / Before & After Care		Total FDK Percentage of Children in Child Care/Before/After Care	Total Grades 1-6 Percentage of Children in Before/After Care
Elementary Schools	Trustee	FT	FDK	Gr 1 - 6		FDK	Gr 1-6		
Blessed Chiara Badano	Elizabeth Crowe	0	0	0	156	0	30	0%	19%
Holy Name	Elizabeth Crowe	37	47	84	295	23	26	27%	9%
Holy Spirit	Elizabeth Crowe	28	38	66	249	26	54	39%	22%
Light of Christ	Elizabeth Crowe	20	34	54	190	18	20	33%	11%
Our Lady of Grace	Elizabeth Crowe	10	19	29	122	11	26	38%	21%
St. Brendan	Elizabeth Crowe	50	33	83	290	21	39	25%	13%
St. Brigid	Elizabeth Crowe	31	32	63	243	16	38	25%	16%
St. Jerome	Elizabeth Crowe	18	26	44	125	23	15	52%	12%
St. Joseph, Aurora	Elizabeth Crowe	0	0	0	260	0	50	0%	19%
St. Mark	Elizabeth Crowe	32	49	81	240	26	30	32%	13%
St. Mary	Elizabeth Crowe	53	50	103	366	22	24	21%	7%
St. Patrick, Schomberg	Elizabeth Crowe	23	30	53	215	28	18	53%	8%
Sir Richard W. Scott	Frank Alexander	10	17	27	120	3	13	11%	11%
St. Benedict	Frank Alexander	28	32	60	221	6	11	10%	5%
St. Edward	Frank Alexander	0	0	0	251	0	30	0%	12%
St. Francis Xavier	Frank Alexander	32	34	66	207	23	37	35%	18%
St. Joseph, Markham	Frank Alexander	42	44	86	362	31	61	36%	17%
St. Julia Billiard	Frank Alexander	16	17	33	168	15	28	45%	17%
St. Kateri Tekakwitha	Frank Alexander	15	23	38	157	13	30	34%	19%
St. Patrick, Markham	Frank Alexander	16	17	33	143	11	19	33%	13%
Christ the King	Joseph DiMeo/Maria Iafrate	39	39	78	148	38	90	49%	61%
Corpus Christi	Joseph DiMeo/Maria Iafrate	11	12	23	75	9	14	39%	19%
Father Frederick McGinn	Joseph DiMeo/Maria Iafrate	16	26	42	211	20	22	48%	10%
Father Henri Nouwen	Joseph DiMeo/Maria Iafrate	8	12	20	81	3	7	15%	9%
Our Lady Help of Christians	Joseph DiMeo/Maria Iafrate	28	31	59	209	6	13	10%	6%
Our Lady of Hope	Joseph DiMeo/Maria Iafrate	13	26	39	144	25	22	64%	15%
Our Lady of the Annunciation	Joseph DiMeo/Maria Iafrate	18	27	45	115	16	25	36%	22%
St. Anne	Joseph DiMeo/Maria Iafrate	23	20	43	194	13	25	30%	13%
St. Charles Garnier	Joseph DiMeo/Maria Iafrate	18	29	47	230	13	23	28%	10%
St. John Paul II	Joseph DiMeo/Maria Iafrate	19	20	39	156	22	44	56%	28%
St. Joseph, Richmond Hill	Joseph DiMeo/Maria Iafrate	15	19	34	128	11	26	32%	20%



2024-2025 Childcare / School Age Enrolment

Updated November 2024

Sorted by Trustee

Elementary Schools	Trustee	School Enrolment (Enrolment November 2024)				Child Care / Before & After Care		Total FDK Percentage of Children in Child Care/Before/After Care	Total Grades 1-6 Percentage of Children in Before/After Care
		FT	FDK	Gr 1 - 6		FDK	Gr 1-6		
St. Marguerite D'Youville	Joseph DiMeo/Maria Iafrate	12	17	29	127	7	43	24%	34%
St. Mary Immaculate	Joseph DiMeo/Maria Iafrate	15	19	34	181	3	23	9%	13%
Our Lady of Fatima	Michaela Barbieri	28	26	54	126	11	30	20%	24%
San Marco	Michaela Barbieri	28	34	62	169	12	23	19%	14%
St. Andrew	Michaela Barbieri	25	17	42	163	12	35	29%	21%
St. Angela Merici	Michaela Barbieri	19	16	35	164	7	19	20%	12%
St. Catherine of Siena	Michaela Barbieri	27	18	45	146	19	23	42%	16%
St. Clement	Michaela Barbieri	29	33	62	200	25	40	40%	20%
St. Margaret Mary	Michaela Barbieri	30	23	53	203	21	31	40%	15%
St. Padre Pio	Michaela Barbieri	28	29	57	202	21	23	37%	11%
St. Peter	Michaela Barbieri	31	28	59	152	15	22	25%	14%
St. Stephen	Michaela Barbieri	48	42	90	249	25	28	28%	11%
Canadian Martyrs	Theresa McNicol	39	39	78	316	19	47	24%	15%
Good Shepherd	Theresa McNicol	55	52	107	255	52	45	49%	18%
Notre Dame	Theresa McNicol	31	40	71	246	25	32	35%	13%
Our Lady of Good Counsel	Theresa McNicol	56	56	112	352	42	56	38%	16%
Prince of Peace	Theresa McNicol	46	41	87	188	34	25	39%	13%
St. Bernadette	Theresa McNicol	28	27	55	184	26	29	47%	16%
St. Elizabeth Seton	Theresa McNicol	33	24	57	93	22	40	39%	43%
St. John Chrysostom	Theresa McNicol	13	16	29	132	9	22	31%	17%
St. Nicholas	Theresa McNicol	37	39	76	236	26	60	34%	25%
St. Paul	Theresa McNicol	25	14	39	86	7	8	18%	9%
St. Thomas Aquinas	Theresa McNicol	25	37	62	146	13	43	21%	29%
TOTAL ELEMENTARY		2,099	2,284	4,383	16,529	1,419	2,634	32%	16%

TOTAL

4,053

Notes: Excludes St. Matthew

## REPORT

**REPORT TO:** Board of Trustees

**FROM:** Administration

**DATE:** November 26, 2024

**REPORT:** Additional Clarification Regarding the SEA Guidelines Presentation Delivered at the November 11, 2024 SEAC Meeting

---

### EXECUTIVE SUMMARY

At the October SEAC meeting, Trustee Grella (SEAC Chair) and Jeffrey Man (Easter Seals Representative) requested more information regarding the Ministry of Education's recent changes to the Special Education Allocation (SEA) Guidelines. In response, Lindsey Colangelo (SEA Technology Planner) was invited to attend the November 11th SEAC meeting to provide a brief presentation highlighting the key changes. The presentation provided an overview of the changes to the Ministry of Education (MOE) SEA Guidelines, along with an outline of the YCDSB SEA procedures that have been reviewed and updated in response to these new guidelines. This report provides a summary of the key points discussed during the SEAC presentation.

### BACKGROUND

The Special Education Allocation (SEA) funding in Ontario is designed to help school boards cover the costs of providing students with Special Education needs access to the specialized technology and resources required to access the curriculum and achieve academic success. This includes funding for equipment, technology, and associated services to ensure that students have the resources they need to thrive at school.

For the 2024/25 school year, the Ontario government introduced a new SEA funding model aimed at providing boards with more flexibility and better aligning funding with the actual needs of students. One key change is the integration of the previous claims-based and per-pupil funding. Under the previous model, boards received a per-pupil allocation to fund technology-based claims and were invited to submit claims for more specialized equipment through the claims-based process. Boards were responsible for the first \$800 of any claims-based submission, with the Ministry of Education (MOE) covering the remaining costs.

Under the new model, boards now receive a greater per-pupil allocation to cover general SEA costs, while claims-based funding remains available only for cases where specialized equipment is required and where the cost of a single item for a single student exceeds the standard allocation of \$5000. For students needing specialized equipment that meets these criteria, a claim can still be submitted but the process now requires more rigorous administrative documentation.

While the new funding model introduces a more formula-driven approach that considers individual student needs and the specific costs associated with Special Education, it also means that SEA funding is more limited. As a result, school boards must manage their SEA budgets more strategically.

Although the YCDSB will benefit from the increased flexibility of the new model, it also presents challenges related to unpredictability, administrative complexity, equity, and resource allocation. The board will need to be strategic in managing the funding to ensure that the needs of all students are met equitably, while also navigating the new reporting and compliance requirements.

## **YCDSB RESPONSE TO NEW MOE SEA FUNDING MODEL**

As is the case with all of our Special Education practices and procedures, and as reflective practitioners, we are committed to continuously refining and updating our practices to ensure full compliance with all Ministry of Education (MOE) guidelines and mandates. Addressing the challenges of the new SEA Funding Model requires careful planning to ensure that Special Education services continue to thrive across all schools within the board. The following areas were identified as potential areas for improvement in light of the changes:

### **1. Criteria for Determining When Assistive Technology (AT) is Essential to Meet a Student's Needs**

The board has consistently worked to ensure a broad and equitable distribution of SEA equipment to all students who meet the criteria for Special Education support. The allocation of SEA equipment has always adhered to the Ministry of Education's (MOE) established criteria, and we have remained fully compliant with all SEA Guidelines. This approach has enabled us to effectively support students in their learning, while also ensuring transparency and accountability in the use of resources.

With the introduction of a more limited budget under the updated MOE SEA Guidelines, Student Services has revised our internal YCDSB SEA Guidelines to ensure that we are assessing student needs based on more focused criteria. Our updated Guidelines have been established to provide schools with clear direction on how to assess whether a student genuinely needs consistent access to their own SEA-funded assistive technology to support their unique learning needs. By ensuring that only students who truly require and benefit from the equipment receive it, the Board can optimize the use of resources, ensuring that funds are directed toward the most impactful supports. This approach not only ensures the student's ability to access the curriculum but also helps maximize the effective use of assistive technology, reducing unnecessary costs related to unused or underutilized equipment. Additionally, in an effort to maintain equity across schools, Student Services has also developed a consistent formula to calculate school allowances for SEA claims, factoring in total school population and historical data with regard to the total number of claims submitted by each school.

## **2. Student Consent to Use of SEA Equipment and/or Training**

To submit a SEA claim on behalf of a student, YCDSB is required to provide the Ministry confidential information including the student's details (name, OEN, grade, school), a description of their Special Education needs, assessment reports, justification for the requested equipment (with cost breakdown), the student's current IEP, supporting professional reports, documentation on previous supports or training needs, and the completed SEA claim form. Therefore, before a SEA claim is submitted, YCDSB Special Education Teachers must discuss the possibility of submitting a claim and obtain written consent from the student's parent(s)/guardian(s). In some cases, particularly in secondary school, parent(s)/guardian(s) may consent to the claim, but the student expresses reluctance to use the equipment/technology (e.g., a computer or FM Amplification System). Despite the student's refusal, parent(s)/guardian(s) often insist that the claim be processed, feeling they have the right to make decisions for their child, who is under 18. They typically assure the teacher that they will encourage their child to use the equipment once it arrives. However, after the SEA claim is processed and the equipment is delivered, the student may continue to refuse both the equipment and the associated training. As a result, the equipment may sit unused on a shelf in the Special Education room, despite the best efforts to respect the parent(s)/guardian(s) wishes. This not only represents a missed opportunity for the student's progress but also results in unnecessary financial strain on the Board. The funds allocated for the purchase and training may be effectively wasted, and the Board may incur additional costs if the equipment needs to be stored, maintained, or replaced in the future. To address this challenge and ensure that all SEA funds are used appropriately, we have now developed a contract that both the parent(s)/guardian(s) and student must sign, confirming their mutual consent and commitment to the use of the equipment ordered as part of the SEA claim.

## **3. Underutilization of Assistive Technology by Student**

In accordance with the Ministry of Education (MOE) SEA Claim Guidelines, technology equipment provided through a SEA claim must be deemed essential for the student to access the curriculum. While some students embrace the use of SEA equipment for word processing, they often fail to utilize the broader capabilities of the technology, thereby underusing its full potential.

To address this, the updated YCDSB SEA Guidelines require Special Education Teachers to work directly with students prior to submitting a SEA claim, ensuring that the student is both open to and capable of using the SEA-provided technology for a full range of assistive technology (AT) purposes, beyond just word processing. By taking this proactive approach, we ensure that students are genuinely prepared to benefit from the equipment, leading to more effective and meaningful use. As part of the application process, the Special Education Teacher must complete and submit a SEA Checklist, which provides evidence that the student possesses the necessary skills and willingness to use the AT to its fullest potential. This thoughtful process helps maximize the impact of the assistive technology and ensures that resources are used efficiently, benefiting both the student and the overall budget.

#### **4. Ensuring Student IEP Demonstrates Ongoing Need for SEA Equipment**

The Individual Education Plan (IEP) is a critical component of the SEA (Special Equipment Amount) claim, as it outlines a student's specific learning needs, accommodations, and goals, and must clearly specify how the requested assistive technology (AT) will support the student's ability to access the curriculum.

Following an internal review of IEPs submitted as part of SEA claim packages over the past 12 months, the Student Services Team identified areas where more specific references to the ongoing use of SEA equipment could improve clarity and alignment. While the Ministry of Education (MOE) has not flagged this as a gap for YCDSB IEPs, we are taking proactive steps to align our IEP language with the updated MOE Guidelines. To support this, we have provided additional training with guidance and examples for IEP language in the revised YCDSB SEA Guidelines, and will be introducing further support to assist teachers in this area moving forward.

#### **CONCLUSION**

The YCDSB Student Services department is confident that the Ministry changes to the SEA Guidelines will have minimal impact on our ability to continue to ensure that students with Special Education learning needs who would benefit from the use of SEA equipment, will continue to be able to do so. Furthermore, by updating our YCDSB SEA Guidelines and reviewing best practices with involved parties, we have no doubt that we will continue to maintain compliance with Ministry Guidelines and standards, as has always been the case in the past.

**Prepared and Submitted by:** Jennifer Powers, Superintendent of Education: Exceptional Learners

**Endorsed by:** John DeFaveri, Interim Director of Education

## YORK CATHOLIC DISTRICT SCHOOL BOARD

**REPORT TO:** Board of Trustees

**FROM:** Administration

**DATE:** November 26, 2024

**RE:** **Policy 303 School Organized and Continuing Education Excursions** - "Level III Excursions"

---

### EXECUTIVE SUMMARY

The purpose of this report is to provide Trustees a summary of **Level III Excursions** as per *Policy 303 School Organized and Continuing Education Excursions*. The last report was provided at the May 28, 2024 Regular Board Meeting.

### BACKGROUND INFORMATION

The York Catholic District School Board recognizes that curriculum extends beyond the walls of the classroom/school and that a well-planned, interesting, excursion can enhance the learning of students and are valuable extensions of the curriculum.

### SUMMARY

As per parameter, 4.2.2 attached is a summary of Level III Excursions as of November 26, 2024.

Prepared By: Jennifer Sarna, Associate Director  
Endorsed By: John De Faveri, Interim Director of Education



**EXCURSIONS 2024-2025 School Year: Level III**

School Name	Trustee	Destination	Month	Dates	Date Submitted	Approval Date	Tour Company	# of Days	# of School Days	Notes
Cardinal Carter	E. Crowe	France, Monaco & Italy	March 2025	March 5 -13, 2025	September 19, 2024	September 24, 2024	Explorica by Worldstrides	10	3 + March break	Conditional approval was given Sept. 24, 2024. Final approval will be given once student emergency contact information and finalized travel flight has been confirmed.
Cardinal Carter	E. Crowe	Chicago, Illinois, USA	April 2025	April 30 - May 4, 2025	Sept. 20, 2024	October 10, 2024	BrightSpark/Coach Canada	5	3	Attending Mass on Saturday May 2, 2025 5:00 p.m. at Holy Name Cathedral. Approval is contingent upon receipt of Student Emergency Information provided.
Father Bressani	J. Wigston/ A.Grella	Florence,Pisa, Assisi & Rome	March, 2025	March 6 -March 13, 2025	Oct. 11, 2024		Explorica by Worldstrides	8	2 + March break	Outstanding Information to be provided prior to approving this excursion
Father Michael McGivney CA	F. Alexander	Paris, Normandy, Brittany F	March 2025	March 7-16, 2025"	May 19, 2023	January 22, 2024	EF Tours	12	2 school days + 6 days March Break	
Holy Cross	M. Barbieri	Cancelled Nov. 15,2024 Portugal & Spain(Madrid, Salamanca, Porto and Lisbon)	March, 2025	March 5 - March 13, 2025	Oct. 22, 2024	Oct. 30, 2025	Explorica by Worldstrides	9	3 + March break	
Our Lady of the Lake	T. McNicol	Japan	March 2025	March 7-15, 2025"	November 24, 2023	January 15, 2024	Explorica by Worldstrides	11	2 schools days + 5 days March	
Our Lady Queen of the World CA	D. Meo & lafrate	England and France	March 2025	March 6-14, 2025	April 16, 2024	Waiting for SO approval then needs to go on Board list for approval	EF Tours	9	2 school days+ 7 March Break	May 2024 notes: Waiting for SO approval then needs to go on Board list for approval. Dana Di Loreto was informed May 24, 2024, via email that conditional approval was given. Final approval will be given once outstanding forms and information provided.
Sacred Heart	T. McNicol	Honolulu, Hawaii, USA	March 2025	March 9 - March 17, 2025	June 18, 2024	July 4, 2024	Encore Sports Tours	9	1 + March break	Attending Mass Sunday May 16,2025 at St. Augustine by the Sea. Approval is contingent upon receipt of Student Emergency information provided.
Sacred Heart	T. McNicol	Jay Peak, Vermont, USA	February 2025	February 27-March 2, 2025	April 24, 2024		Tok Transportation Services	4	2	Outstanding Information to be provided prior to approving this excursion
St Jean de Brebeuf	Wigston/Grella	France and Italy	March 2025	March 6-13/24	September 6, 2024	September 20, 2024	WorldStrides Canada	8	3 + March break	Preliminary approval granted. Final contingent on satisfactory receipt of flight info, full itinerary
St Joan of Arc	Saggese	New York	May 2025	May 15-19/25	September 11, 2024	September 20, 2024	temple and Temple Tours	5	2	
St Maximilian Kolbe	E. Crowe	Italy and Austria	March 2025	March 7-16, 2025	June 17, 2024	November 12, 2024	WorldStrides Canada	10	1+ March break	
St Theresa of Lisieux	J. Di Meo /M. lafrate	Boston, MA, USA	April 2025	April 10-13, 2025	09/30/2024	10/11/2024	World Strides	3	1	
St. Brother Andre	Alexander	New York	November 2024	Nov. 6-10/24	June 17, 2024	September 20, 2024	Temple and Temple Tours	5	3	

**EXCURSIONS 2024-2025 School Year: Level III**

School Name	Trustee	Destination	Month	Dates	Date Submitted	Approval Date	Tour Company	# of Days	# of School Days	Notes
St. Elizabeth CHS	J. Wigston & A. Grella	Switzerland and Italy	March 2025	March 5/6 - March 14/15, 2025	May 21, 2024	Preliminary approval granted: awaiting confirmation of departure dates, hotel selections and flight information	EF Tours	10	2/3 school days plus March Break	Preliminary approval granted June 6/24: awaiting confirmation of departure dates, hotel selections and flight information
St. Elizabeth CHS	J. Wigston & A. Grella	Chicago, IL (Music)	May 2025	May 1-4, 2025	June 24, 2024	July 11, 2024	Temple and Temple Tours	4	2 school days	
St. Elizabeth CHS	J. Wigston & A. Grella	Chicago, IL (Visual Arts)	May 2025	May 1-4, 2025	June 7, 2024	June 26, 2024	Temple and Temple Tours	4	2 school days	
St. Elizabeth CHS	J. Wigston & A. Grella	New York	December 2024	December 12-15, 2024	June 18, 2024	July 10, 2024	Temple and Temple Tours	4	2 school days	
St. Maximilian Kolbe CHS	Crowe	New York	May 2025	May 1-4, 2025	June 24, 2024	July 11, 2024	WorldStrides Canada	4	2 school days	Preliminary approval granted July 11th. Final approval contingent on satisfactory receipt of hotel information and parent meeting date
St. Robert CHS	Cotton	London, Paris and Rome	March 2025	March 7-15, 2025	June 11, 2024	June 27, 2024	EF Tours	9	1 school day + March Break 2 school days + March Break	Preliminary approval granted June 27th. Final approval contingent on satisfactory receipt of hotel information
St. Theresa of Lisieux	Di Meo & lafrate	Costa Rica	March 2025	March 6-13, 2025	June 13, 2024	July 5, 2024	Evolve Tours	8	Break	

**Notes**

\* denotes that departure flight is after school



# York Catholic District School Board

Catholic Education Centre, 320 Bloomington Road West, Aurora, Ontario L4G 0M1  
Tel: 905-713-1211, 416-221-5051, 1-800-363-2711  
Fax: 905-713-1272 • www.ycdsb.ca

November 19, 2024

## AUDIT OF YCDSB PURCHASING CREDIT CARDS (PCARDS)

- Whereas** the York Catholic District School Board is in a deficit and controls need to be in place to ensure that spending is focused on the classroom while at the same time getting the best value for money;
- Whereas** spending of Trustees and the Senior Team is being reviewed by RIAT, including the use of PCards;
- Whereas** transparency and accountability is of paramount importance and an external review of all remaining PCards in the system would help to ensure proper usage and provide additional systemic recommendations for improvement, including the enforcement of spending limits.

## LET IT BE RESOLVED

**THAT** an outside accounting firm be hired to perform a full audit of PCards not included in the RIAT audit, including a review of any controls currently in place;

**THAT** the review include recommendations for any changes in policy and/or procedure needed to ensure transparency, accountability and compliance;

**THAT** the review include a recommendation on whether or not the number of PCards in the system should be reduced;

**THAT** once the recommendations are implemented, training for proper usage of PCards take place once a year with all holders.

Respectfully submitted,

Elizabeth Crowe  
YCDSB Chair  
Trustee, Aurora/King/Whitchurch-Stouffville

Maria Iafrate  
YCDSB Vice-Chair  
Trustee, Richmond Hill

Ref: 2025:01:1119:EC, MI

# YORK CATHOLIC DISTRICT SCHOOL BOARD

## REPORT

**REPORT TO:** Board of Trustees

**FROM:** Administration

**DATE:** November 26, 2024

**RE:** YCDSB Plans to Leave X (Formerly Called Twitter)

---

### EXECUTIVE SUMMARY:

Over the past two years, the social media platform X (formerly called Twitter) has undergone several changes. Staff believes we have reached a crossroads with the platform due to a recent change to X's "[Adult Content Policy](#)," which allows users to "share consensually produced and distributed adult nudity or sexual behaviour."

After much consultation, staff has determined that, as a Catholic school board, we cannot endorse using a social media platform that permits pornography. As such, the York Catholic District School Board (YCDSB) and all its schools, departments and clubs will be instructed to stop posting on X effective January 1, 2025.

### BACKGROUND INFORMATION:

For many years, Twitter was the only social media platform the YCDSB posted on. Over time, we gained a significant following on this platform, with every school having an account and principals posting on these accounts regularly. Every school's social media account was embedded as a feed on its school website.

In April 2022, the platform was purchased by a new owner who made several changes to its operations, including changing the platform's name to X.

In June 2024, X changed its "[Adult Content Policy](#)" to allow users to "share consensually produced and distributed adult nudity or sexual behaviour; provided it's properly labelled and not prominently displayed." According to the policy, "adult content" is defined as:

Adult Content is any consensually produced and distributed material depicting adult nudity or sexual behaviour that is pornographic or intended to cause sexual arousal.

This also applies to AI-generated, photographic or animated content such as cartoons, hentai, or anime. Examples include depictions of:

- full or partial nudity, including close-ups of genitals, buttocks, or breasts;
- explicit or implied sexual behaviour or simulated acts such as sexual intercourse and other sexual acts.

The Catechism of the Catholic Church tells us pornography:

does grave injury to the dignity of its participants (actors, vendors, the public) since each one becomes an object of base pleasure and illicit profit for others. It immerses all who are involved in the illusion of a fantasy world. It is a grave offence. Civil authorities should prevent the production and distribution of pornographic materials.

–The Catechism of the Catholic Church, 2354

Even if the YCDSB was not a Catholic school board, a growing number of secular voices are saying that online pornography is causing young people harm. For instance, in the 2024 book, *The Anxious Generation: How the Great Rewiring of Childhood Is Causing an Epidemic of Mental Illness*, by New York University Stern School of Business professor Jonathan Haidt states:

I’m not saying that all pornography is harmful; I’m saying that immersing boys in an infinite playlist of hardcore porn videos during the sensitive period in which the sexual centres of their brains are being rewired is maybe not so good for their sexual and romantic development, or for their future partners.

–Jonathan Haidt, *The Anxious Generation*, (2024), p. 189

In the Director’s Report, found earlier in this agenda, it discusses sessions that the YCDSB and York Regional Police are currently hosting in our high schools to inform our community about the dangers of human trafficking and online child exploitation. If you attend one of those sessions, you will leave questioning how much online pornography is actually “consensually produced,” as X discusses in its policy.

X states the pornography posted on its platform will only be accessible to those over 18 years old and must include a content warning. The YCDSB does not consider this to be adequate protection because there is no meaningful verification of a user’s age or identity on X, and we question the enforcement of pornography posted without content warnings. Also, we have already had community partners tell us that they found pornography while trying to find our X accounts.

Some will argue that there is un-Catholic content on all social media platforms. While that is true, pornography posted on other social media platforms can be reported and removed. On X, there is nothing for a user to report when they are exposed to pornography because that content is allowed on the platform.

Online pornography is clearly an issue that all those who are responsible for the care of children should be concerned about. Ultimately, we doubt the YCDSB would have joined Twitter many years ago if its current policy on pornography was in place then.

Thus, in the interests of our children and in accordance with our Catholic faith, the YCDSB plans to stop posting on X effective January 1, 2025.

**NEXT STEPS:**

The YCDSB does not plan to delete its X accounts. Content posted on these accounts should be preserved for the YCDSB's future archival records. Also, if the YCDSB's accounts are deleted, other individuals will be able to claim our "handles" and post as if they were us.

Instead, the biographies in all our X accounts will feature a disclaimer that this account is no longer monitored and content will no longer be posted there.

Schools will receive instructions on how to set up Instagram or Threads accounts (the other platforms permitted under [Policy 119: Communications and Social Media](#)). This policy will need to be amended at a later date to remove X from the list of platforms permitted by the YCDSB.

School principals will be asked to tell their departments, clubs, etc., that they should no longer post on X (but that these accounts should not be deleted).

To inform everyone of the change, we will distribute communication to staff and families, and post it on our public-facing communications platforms.

Prepared by: Mark Brosens, Senior Manager Brand, Marketing & Communications

Endorsed by: John De Faveri, Interim Director of Education

# DECEMBER 2024

## TRUSTEE SERVICES



**Monthly Virtue: Hope**

### January 2025

Jan 8—Director's Council  
 Jan 13—SEAC 7:00 pm  
 Jan 17—PA Day Elementary Only  
 Jan 17-18—OCSTA Trustee Seminar  
 Jan 20—Executive 3:00 pm (Public)  
 Jan 20—Executive 4:00 pm (Private)  
 Jan 20—YCPIC 6:30 pm  
 Jan 21—Policy Review 6:30 pm  
 Jan 24—S.A.L. 10am  
 Jan 28—Committee of the Whole 6:30 pm  
 Jan 28—Regular Board 7:30 pm  
 Jan 31—PA Day—Elem & Sec

### February 2025

Feb 5—Director's Council  
 Feb 10—SEAC 7pm  
 Feb 11—Corporate Services 6:30 pm (Public)  
 Feb 11—Corporate Services 8pm (Private)  
 Feb 17—Family Day—HOLIDAY  
 Feb 18—Executive 3pm (Public)  
 Feb 18—Executive 4:00 pm (Private)  
 Feb 19—Human Resources Committee 5pm  
 Feb 21—S.A.L. 10 am  
 Feb 24—Student Success & Pathways 6:30 pm  
 Feb 25—Committee of the Whole 6:30 pm  
 Feb 25—Regular Board 7:30 pm

Sun.	Mon.	Tues.	Wed.	Thurs.	Fri.	Sat.
<div>  <div>December 1, 2024 to December 24, 2024</div> </div>						
1	2 6:30 pm Policy Review	3	4 Director's Council	5	6 3pm YSCPC Christmas	7
8	9	10	11 3pm Executive (Public) 4pm Executive (Private) 5pm HRC	12 6:30 pm Corp (Public) 8 pm Corp (Private) 8:30 pm Spec CTW 9pm Spec Board	13	14
15	16 7pm SEAC	17 6:30 pm CTW 7:30 pm Regular Board	18	19	20	21
22	23	24 	25 	26	27	28
29	30	31 	<div>CHRISTMAS BREAK Dec 23—Jan 3</div>			