

POPE FRANCIS BOUNDARY STUDY

PUBLIC INFORMATION SESSION

Tuesday February 1, 2022





Pope Francis Boundary Review Public Information Session

Prayer



Dear Jesus, Incarnation of Divine Wisdom,
we thank you for those who are gathered here today,
people who are part of our lives and who share our mission.
Unite us, your people, as we strive
to bring the Good News of your love
to our schools.

Bring to each of us your peace and your love,
your vision for the children we serve.

In our lives we need your presence,
your hope,
your spirit of unity,
your conviction for our future.
Amen



YCDSB Land Acknowledgement

We are gathered on the ancestral lands and waters of all Indigenous Peoples,
who have left their footprints on Mother Earth before us.

We respectfully acknowledge, those who have walked on it, those who walk on it now,
and future generations who have yet to walk upon it.

We pray to the Creator for strength and wisdom that all may continue to serve as stewards of the earth.



Pope Francis Boundary Review Public Information Session Agenda

1. Prayer / Land Acknowledgement - Rocchina Antunes
2. Welcome / Introductions - Rocchina Antunes / Tim Laliberte
3. Meeting Format - Joachim Tsui
4. How We Got Here - Tom Pechkovsky
5. Overview of Boundary Review Process - Tom Pechkovsky
6. Boundary Review Presentation - Adam McDonald
 - a. Current Situation
 - b. Study Areas
 - c. Options
7. Next Steps - Adam McDonald
8. Question and Answers - All
9. Adjournment

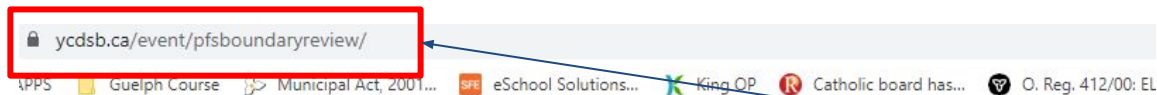


Meeting Format

- Proceeding virtually
- At the end of the presentation, there will be an opportunity to ask questions
- To enter any questions, please go to the following website:
 - <https://www.ycdsb.ca/event/pfsboundaryreview/>
 - Click on '**Ask a Question during the Public Information Session**'
 - This link is now open, questions can be entered at any time
- Board staff in attendance will answer as many questions as we can in the time available here this evening
- Following the meeting:
 - This presentation will be posted to the Board's website
 - A Feedback Form will be available for you to provide additional feedback
 - Feedback will be accepted until the end of day **Sunday February 6th**



Meeting Format



Website Address:

www.ycdsb.ca/event/pfsboundaryreview

Public Information Session – Pope Francis CES Boundary Review

WHEN: February 1, 2022 @ 7:00 pm – 8:30 pm

BOARD EVENTS

Calendar

Add to Calendar

As identified in the Board's Long Term Accommodation Plan, the Board has initiated a Boundary Review for Pope Francis CES. At this time, no final decision has been made and as part of the review process, we will be reaching out to the community for consultation and input.

A virtual Public Information Session about the Boundary Review is scheduled for **Tuesday, February 1, 2022 from 7 – 8:30 pm** and we invite you to attend the meeting.

The purpose of the Public Information Session is to:

- introduce the boundary review process to the school community
- present proposed boundary options
- provide a forum for families to ask questions and provide feedback pertaining to the boundary review process and proposed options

Families can participate in the Information Session by accessing the presentation on the [Board's Youtube Channel](#).

Opportunities for Input

We welcome your input and we are interested in answering your questions. The public meeting will also provide families with an opportunity to offer comments or share any concerns about the options to be presented. As part of the meeting, a link will be provided for parents and guardians to ask any questions they may have. We'll attempt to get to as many questions as we can during the time allotted.

[Ask a question during the Public Information Session](#)

In addition, an online submission form to solicit additional feedback from parents will be made available after the meeting.

[Feedback Form](#)

Click Here to ask a question during the meeting

Click Here to submit a Feedback Form following the meeting

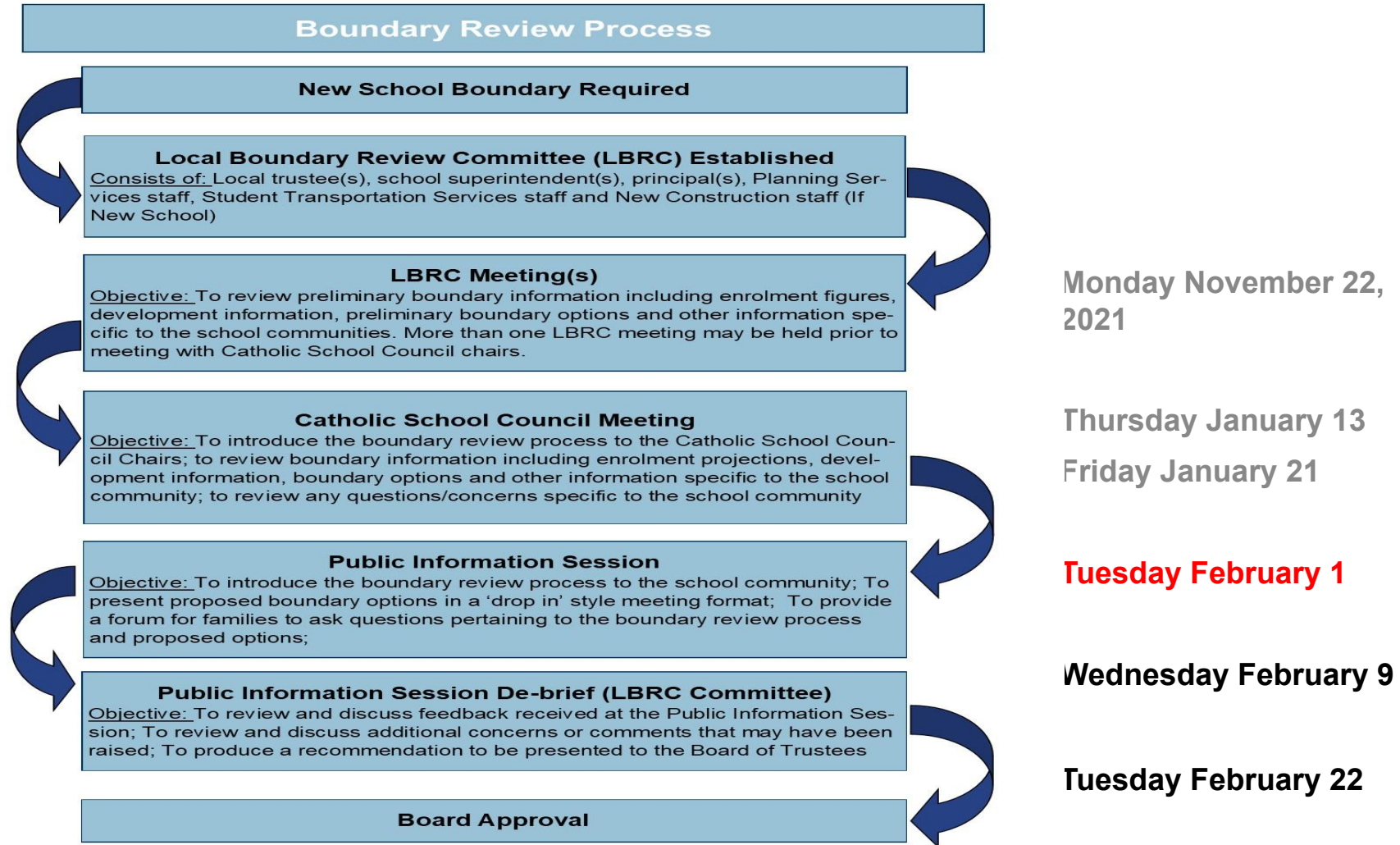


How We Got Here

- September, 2016
 - Pope Francis opened
- Winter, 2018
 - Boundary Review undertaken to provide an opportunity for additional Kleinburg families to attend Pope Francis
 - Outcome of the Boundary Review was a Board decision to amend the attendance area to its current alignment
- Spring, 2019
 - Long Term Accommodation Plan recommended a future change to the Pope Francis attendance area to redirect future development (Block 60) to an alternate school
 - The Boundary review to was scheduled for the 2021/22 School Year
- July/August, 2020
 - 5 portables installed at Pope Francis
- July/August, 2021
 - 4 additional portables installed at Pope Francis (9 in total)
- October/November, 2021
 - Long Term Accommodation Plan Update
 - Scope of the planned boundary review expanded to consider the relocation of existing students, given the enrolment pressure at the school and the extent of excess capacity south of Major Mackenzie Dr.



Overview Boundary Review Process





Boundary Review Process Planning Goals

To establish a school attendance area, the following must be considered:

1. Ensure appropriate accommodation for all students
2. Minimize unnecessary bussing
3. Identify physical barriers to school access (ie. major roads, railway tracks, hydro corridors, rivers, etc.)
4. Minimize boundary changes for growing areas
5. Maximize the use of all permanent school facilities to minimize portable placement



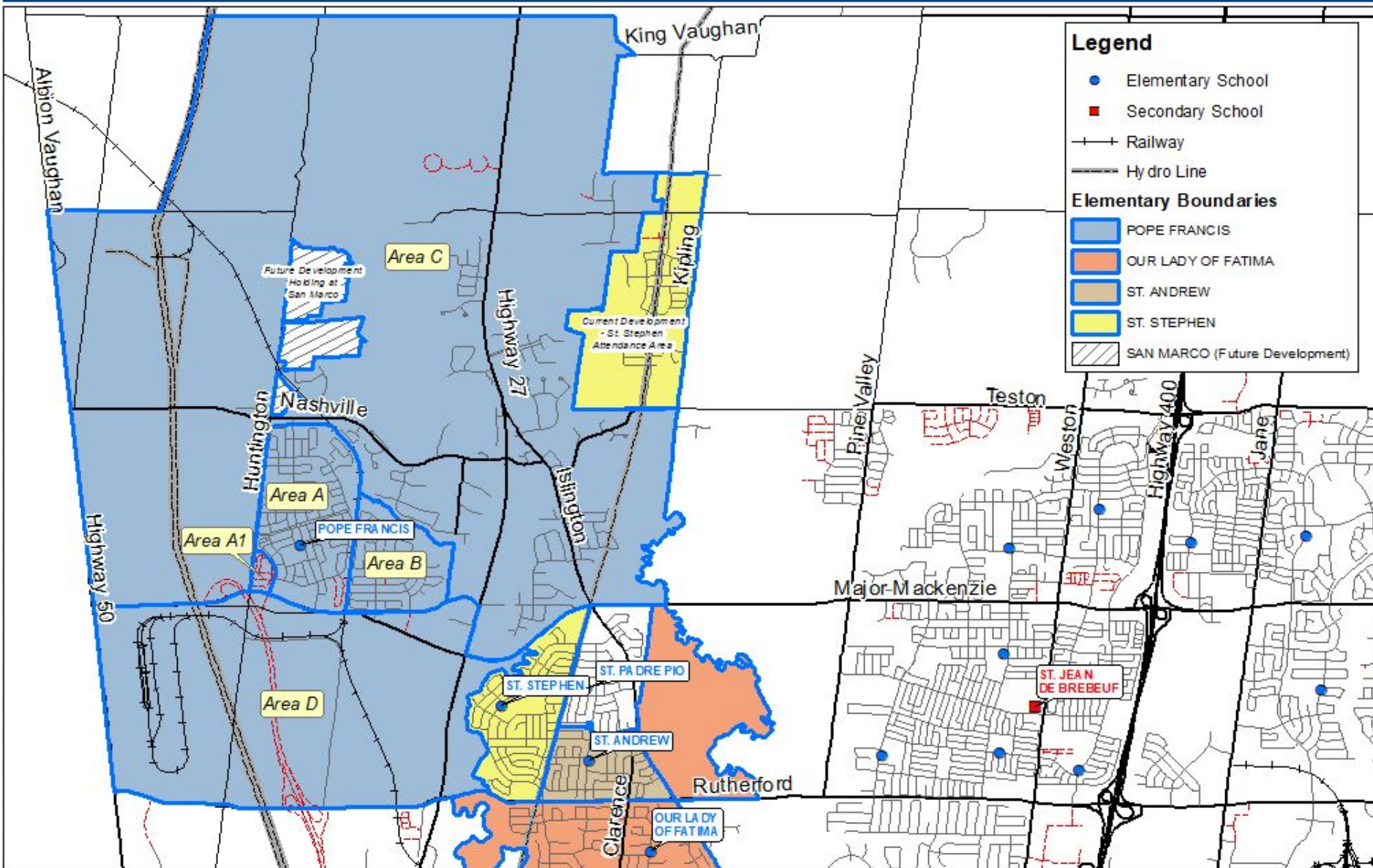
POPE FRANCIS BOUNDARY REVIEW

CURRENT SITUATION

YORK CATHOLIC DISTRICT SCHOOL BOARD

POPE FRANCIS BOUNDARY REVIEW

CURRENT SITUATION





Current Grade Distribution

SCHOOL TOTAL	JK	SK	Gr 1	Gr 2	Gr 3	Gr 4	Gr 5	Gr 6	Gr 7	Gr 8	Total
Attending Pope Francis In Person	101	106	83	95	68	78	61	64	52	40	748
Attending a hub school from Pope Francis Boundary	13	4	9	6	4	4	3	5	5	2	55
Grand Total	114	110	92	101	72	82	64	69	57	42	803

- There are **currently 748 students** enrolled at Pope Francis for the current school year
- **An additional 55 students** from the Pope Francis boundary are attending a 'hub school' online this year
- For the purposes of this boundary review, it is assumed that students attending an online school this year **will return to in person learning for 2022/23**
- The school is **bottom heavy**, with enrolment in KG and primary grades being significantly higher than the junior/intermediate grades



Pope Francis - Current Situation

KEY STATISTICS

Capacity = 602

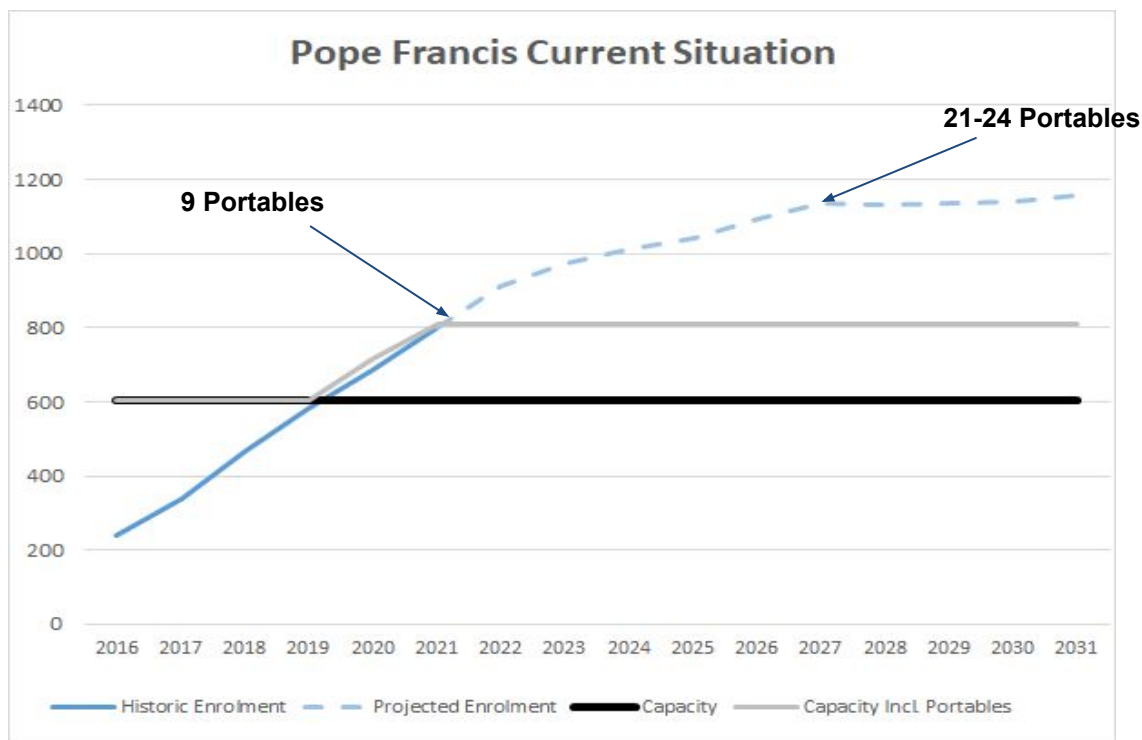
Capacity with Portables = 809

Portables on Site = 9

Current enrolment = 803

Projected Enrolment (2027) = 1,135

Portables Required (2027) = 21-24



Current Portable Placement



- 9 portables currently located at Pope Francis
- Occupies $\frac{1}{2}$ of the hard surface play area behind the school
- As enrolment at the school increases, the requirement for additional portables will require changes to the school's site plan

POTENTIAL FUTURE Portable Placement Existing Hard Surface Play Area



- Add up to 5
 - 1 adjacent the current grouping
 - 4 to be located closer to the parking lot
- Impacts
 - Loss of hard surface play area
 - Reduced site lines (during school and after hours)
 - Increased supervision requirements

POTENTIAL FUTURE Portable Placement Play Field



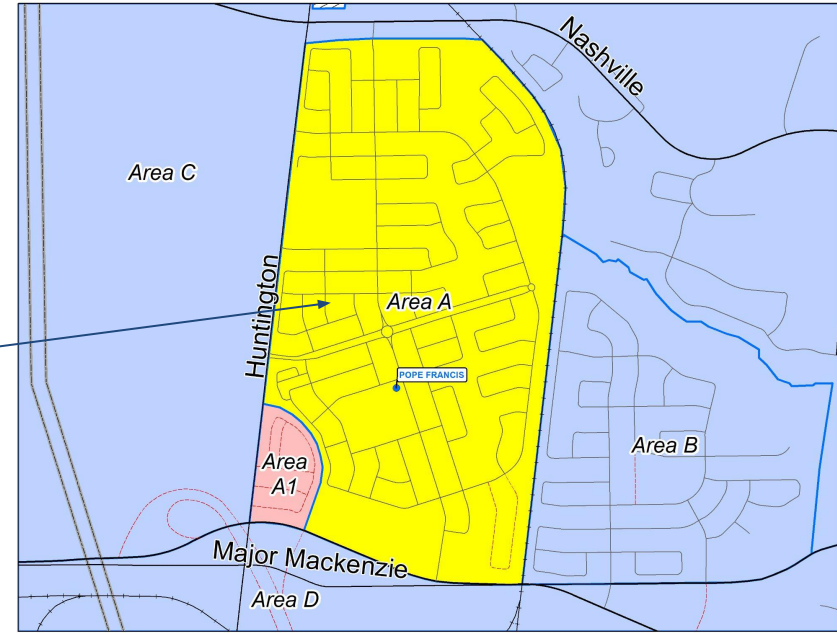
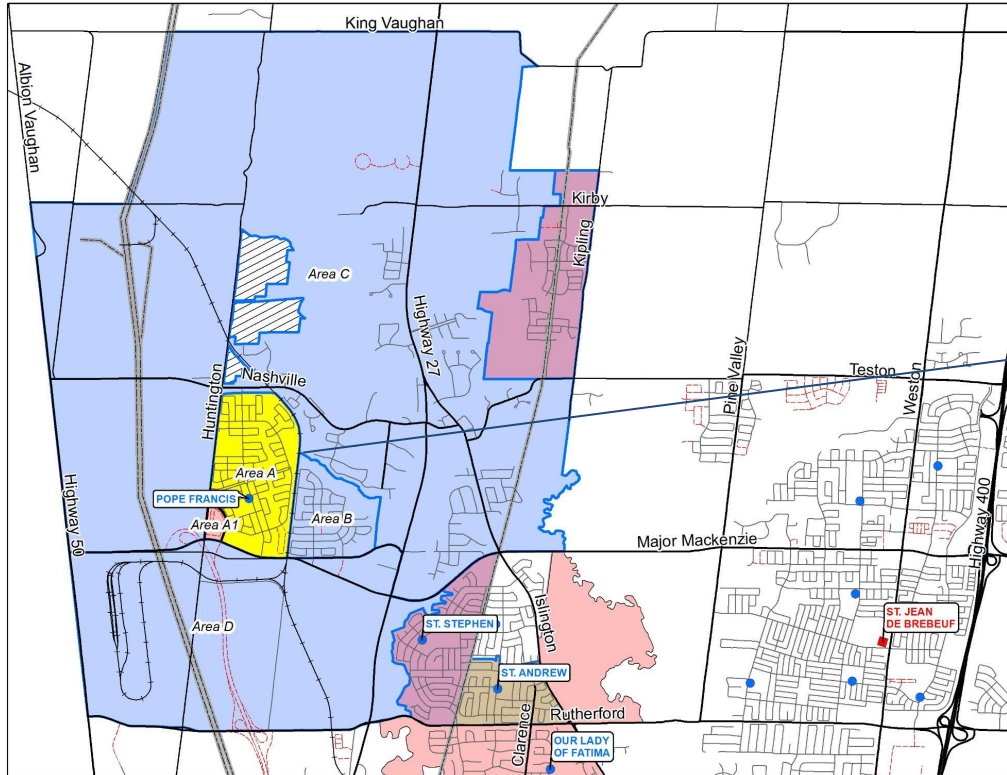
- Add up to 11
 - 1 adjacent the current grouping
 - 10 additional units on the current play field
- Impacts
 - Loss of soft surface play area
 - Reduced site lines (during school and after hours)
 - Increased supervision requirements



POPE FRANCIS BOUNDARY REVIEW

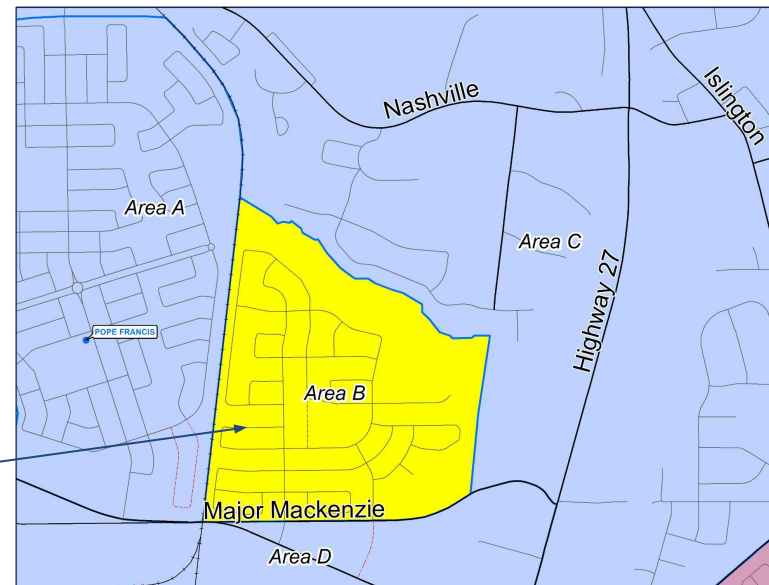
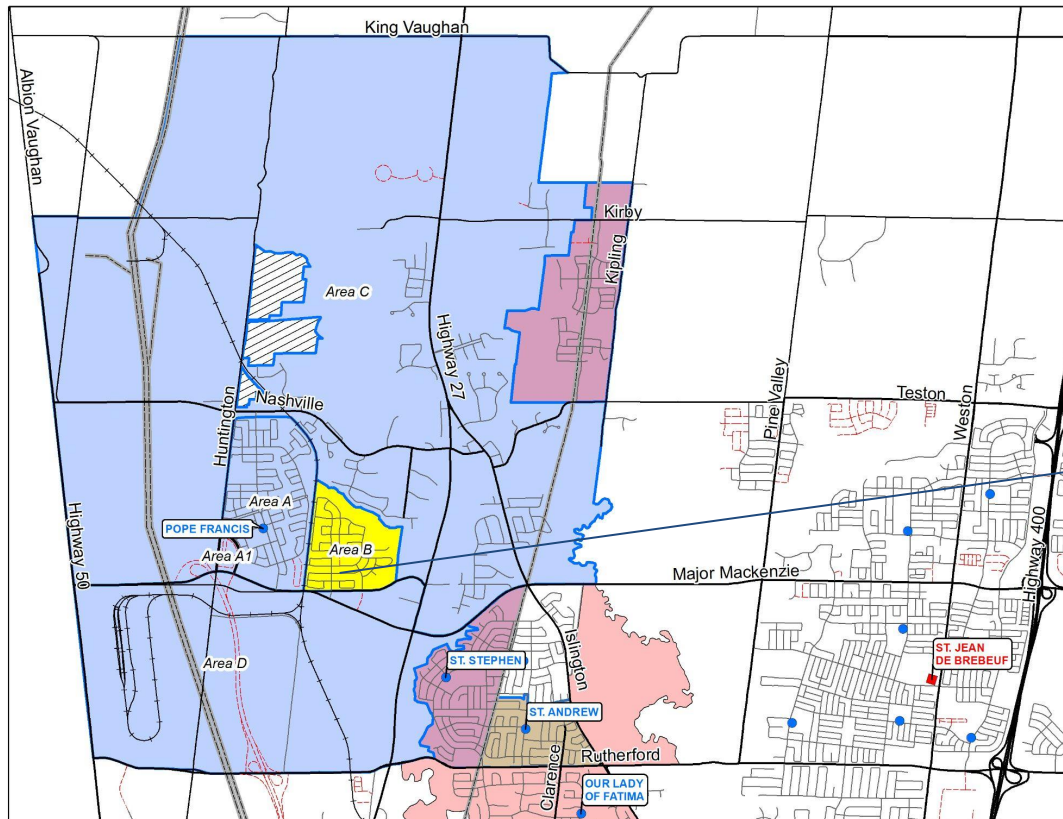
STUDY AREAS

Area A



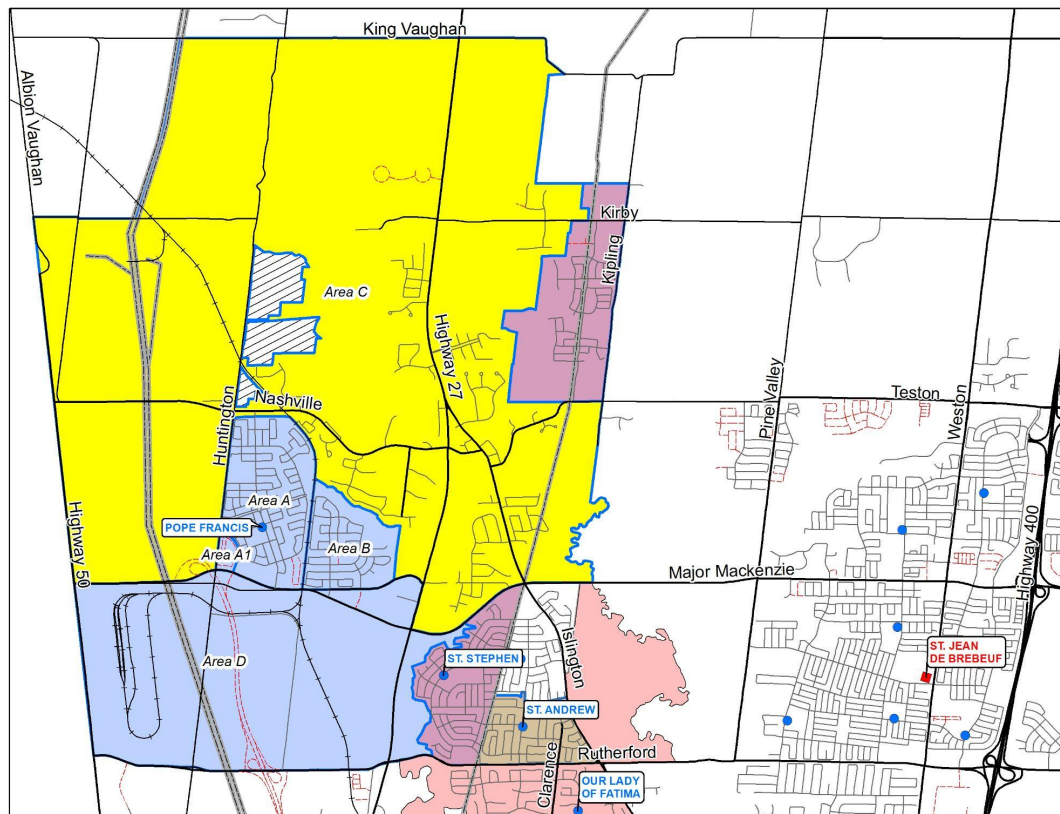
Area A	JK	SK	Gr 1	Gr 2	Gr 3	Gr 4	Gr 5	Gr 6	Gr 7	Gr 8	Total
Attending in Person	79	80	64	71	52	48	40	42	35	28	539
Students Attending Online	11	3	6	3	2	2	3	3	4	2	39
Area Total	90	83	70	74	54	50	43	45	39	30	578

Area B



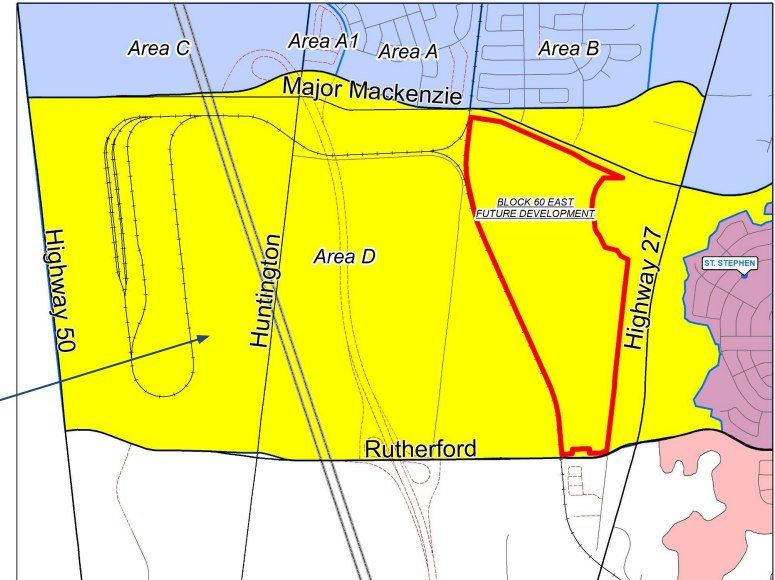
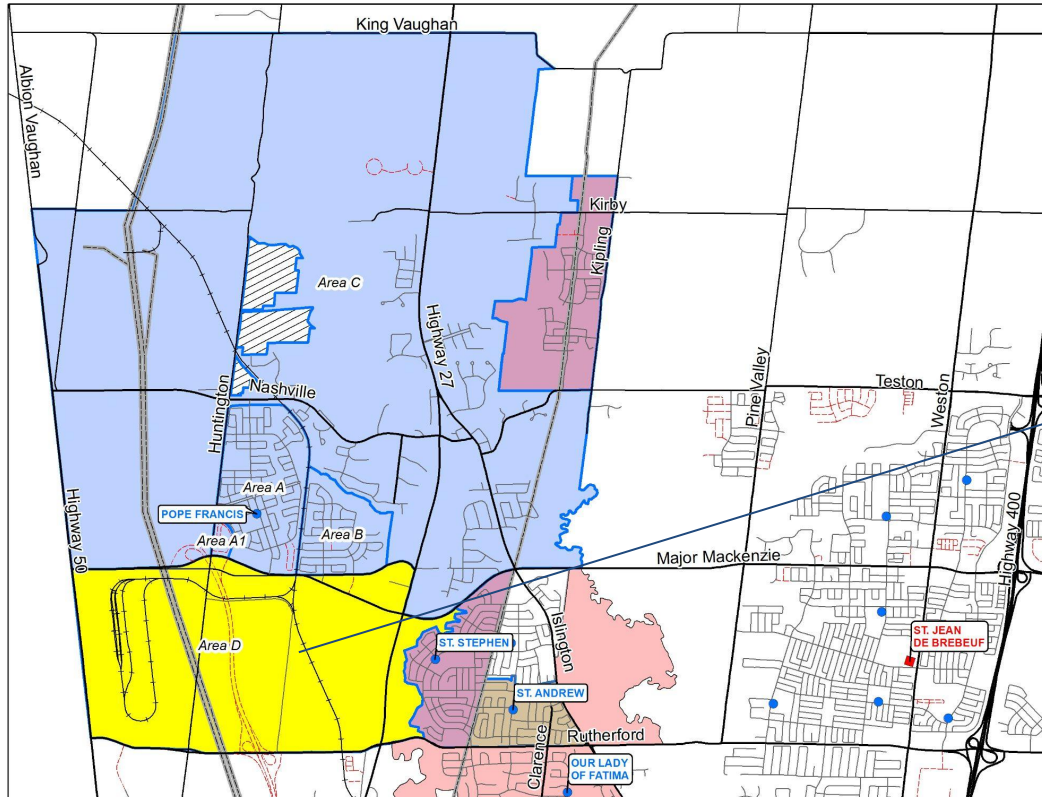
Area B	JK	SK	Gr 1	Gr 2	Gr 3	Gr 4	Gr 5	Gr 6	Gr 7	Gr 8	Total
Attending in Person	15	19	12	18	13	21	17	12	14	7	148
Students Attending Online	2	0	3	1	2	2	0	1	1	0	12
Area Total	17	19	15	19	15	23	17	13	15	7	160

Area C



Area C	JK	SK	Gr 1	Gr 2	Gr 3	Gr 4	Gr 5	Gr 6	Gr 7	Gr 8	Total
Attending in Person	7	7	7	6	3	9	4	10	3	5	61
Students Attending Online	0	1	0	2	0	0	0	1	0	0	4
Area Total	7	8	7	8	3	9	4	11	3	5	65

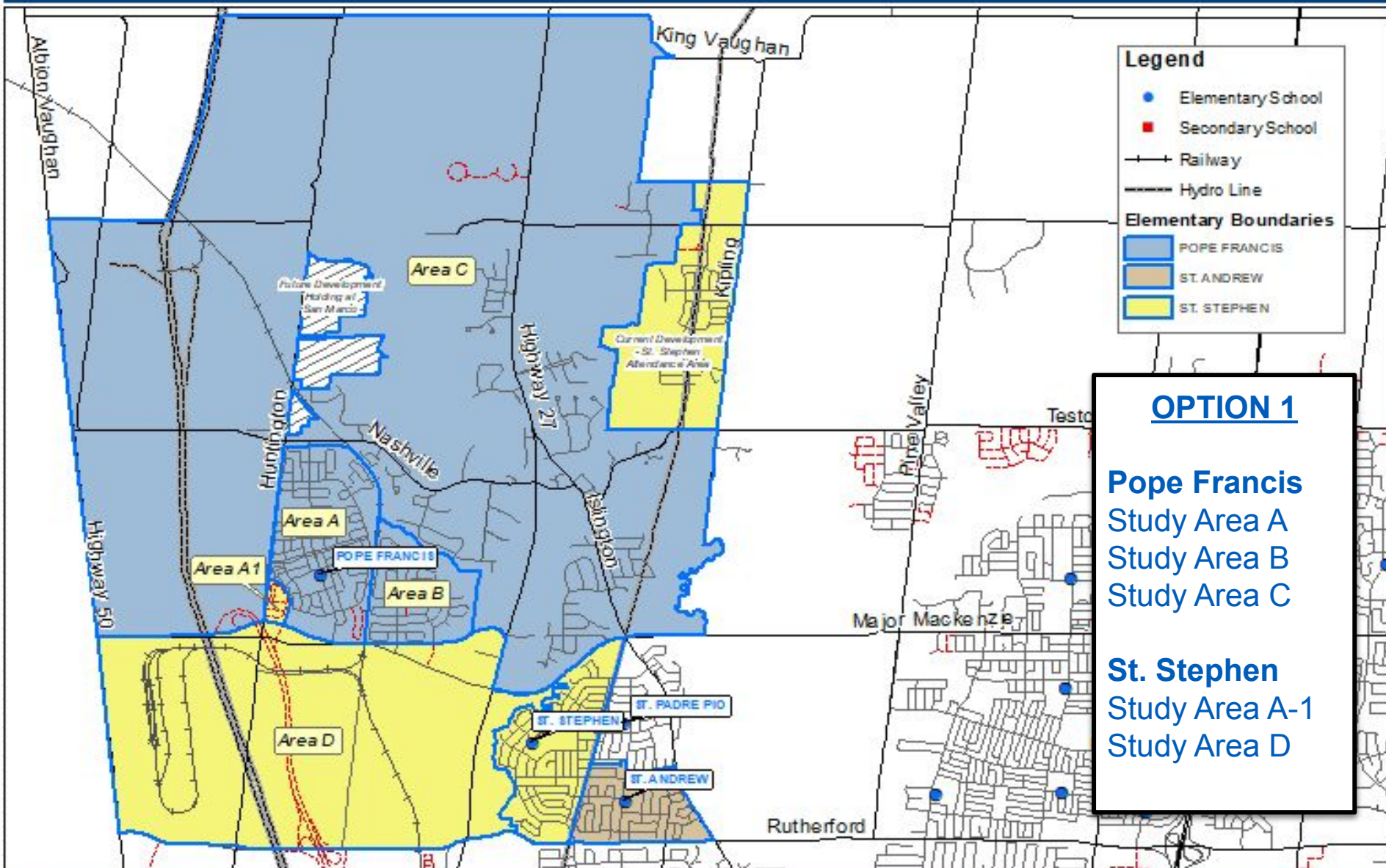
Area D





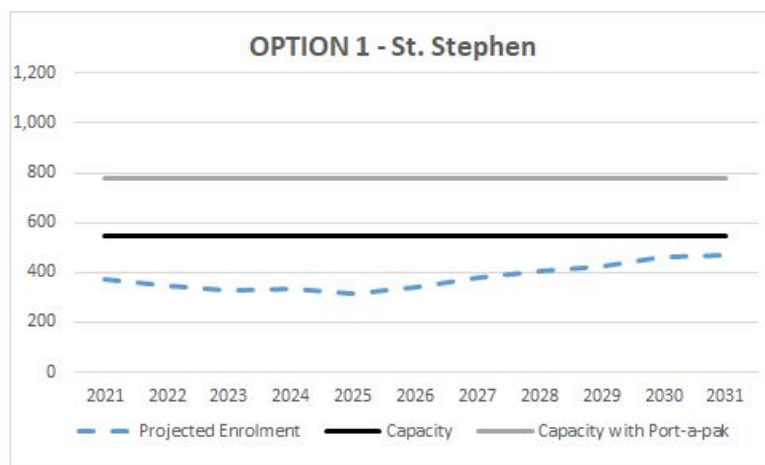
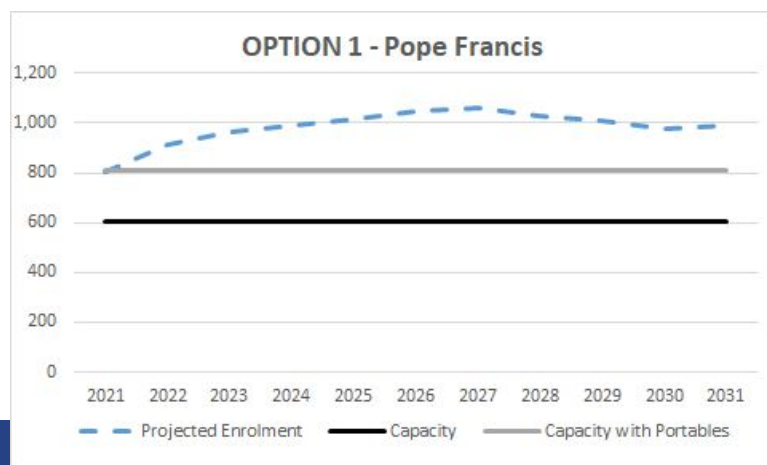
POPE FRANCIS BOUNDARY REVIEW

OPTIONS



OPTION 1 - IMPACT

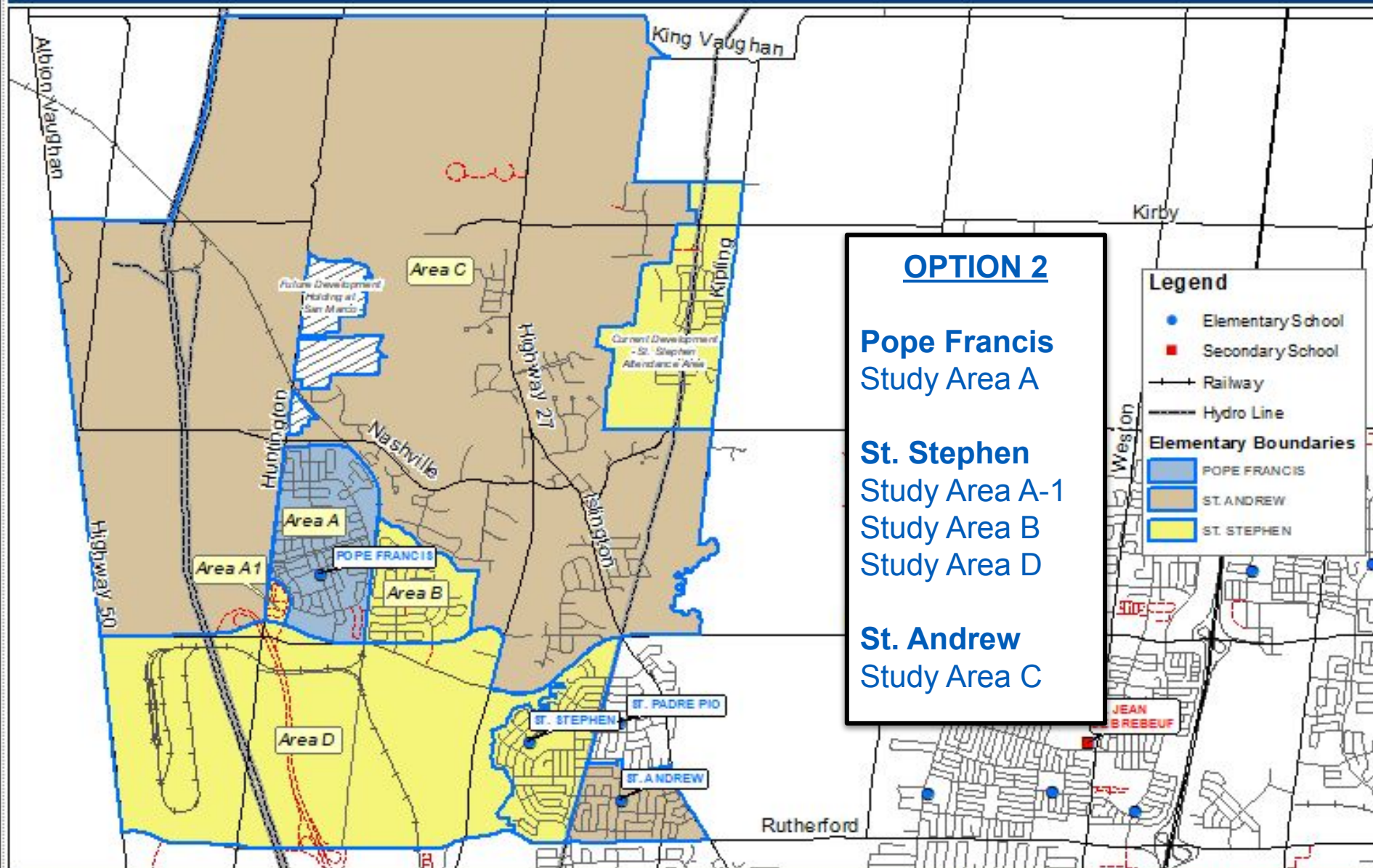
School / Area	Capacity	2021 Enrolment	Projected Enrolment				
			2022	2023	2024	2025	2031
Pope Francis (Area A)		578	633	666	685	706	703
Pope Francis (Area B)		160	192	192	192	189	174
Pope Francis (Area C)		65	88	108	113	122	112
Pope Francis (Area A-1 and Area D)		0					
Pope Francis Total	602	803	913	965	991	1,017	989
% Utilization		133%	152%	160%	165%	169%	164%
Students Over/Under Capacity		201	311	363	389	415	387
ESTIMATED Portables Required			13-15	15-17	16-18	18-20	16-18
St. Stephen		374	346	320	314	293	299
Area A-1 and Area D		0	0	9	22	25	170
St. Stephen Total	548	374	346	329	336	318	469
% Utilization		48%	63%	60%	61%	58%	86%
Students Over/Under Capacity		-404	-202	-219	-213	-231	-79
ESTIMATED Portables Required			0	0	0	0	0



YORK CATHOLIC DISTRICT SCHOOL BOARD

POPE FRANCIS BOUNDARY REVIEW

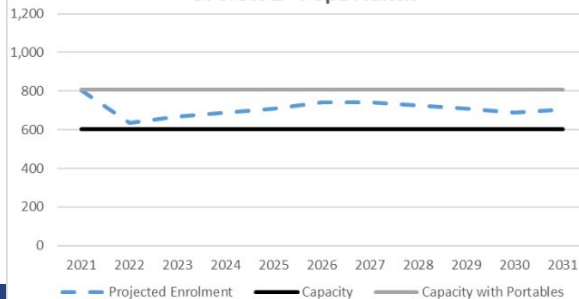
OPTION 2



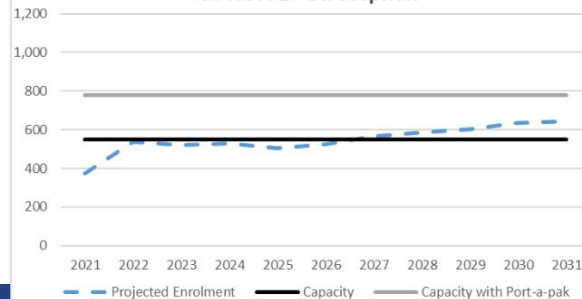
OPTION 2 - IMPACT

School / Area	Capacity	2021 Enrolment	Projected Enrolment				
			2022	2023	2024	2025	2031
Pope Francis (Area A)		578	633	666	685	706	703
Pope Francis (Area B)		160					
Pope Francis (Area C)		65					
Pope Francis (Area A-1 and Area D)		0					
Pope Francis Total	602	803	633	666	685	706	703
% Utilization		133%	105%	111%	114%	117%	117%
Students Over/Under Capacity		201	31	64	83	104	101
ESTIMATED Portables/Pak Required			1-3	2-4	3-5	4-6	4-6
St. Stephen		374	346	320	314	293	299
Pope Francis (Area A-1 and Area D)		0	0	9	22	25	170
Pope Francis (Area B)		0	192	192	192	189	174
St. Stephen Total	548	374	538	521	528	507	644
% Utilization		48%	98%	95%	96%	92%	117%
Students Over/Under Capacity		-404	-10	-27	-20	-41	96
ESTIMATED Portables/Pak Required			0	0	0	0	4-6
St. Andrew		304	279	269	253	244	185
Pope Francis (Area C)			88	108	113	122	112
St. Andrew TOTAL	522	304	367	377	366	366	297
% Utilization		58%	70%	72%	70%	70%	57%
Students Over/Under Capacity		-218	-155	-145	-156	-156	-225
ESTIMATED Portables/Pak Required			0	0	0	0	0

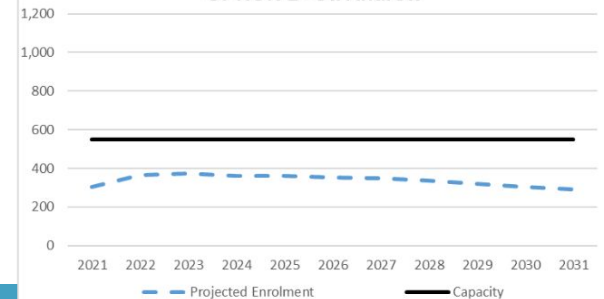
OPTION 2 - Pope Francis

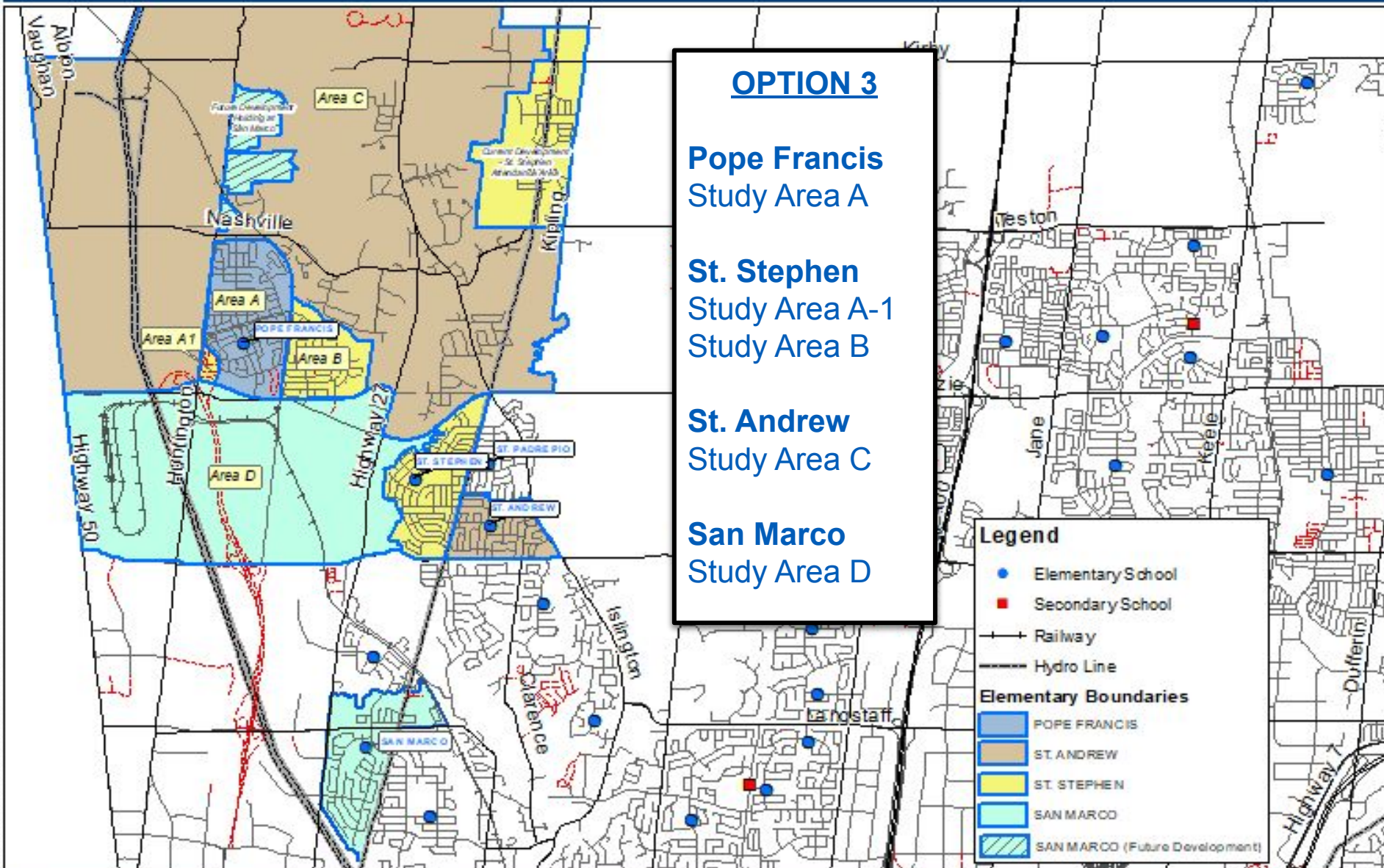


OPTION 2 - St. Stephen



OPTION 2 - St. Andrew







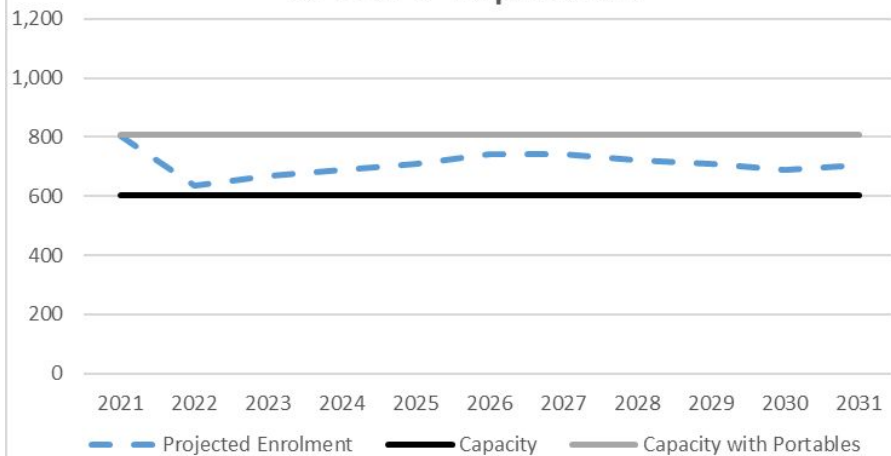
OPTION 3 - IMPACT

School / Area	Capacity	2021 Enrolment	Projected Enrolment				
			2022	2023	2024	2025	2031
Pope Francis (Area A)		578	633	666	685	706	703
Pope Francis (Area B)		160					
Pope Francis (Area C)		65					
Pope Francis (Area A-1 and Area D)		0					
Pope Francis Total	602	803	633	666	685	706	703
% Utilization		133%	105%	111%	114%	117%	117%
Students Over/Under Capacity		201	31	64	83	104	101
ESTIMATED Portables/Pak Required			0-2	3-5	3-5	3-5	4-6
St. Stephen		374	346	320	314	293	299
Pope Francis (Area A-1)		0	0	9	22	25	41
Pope Francis (Area B)		0	192	192	192	189	174
St. Stephen Total	548	374	538	521	528	507	515
% Utilization		48%	98%	95%	96%	92%	94%
Students Over/Under Capacity		-174	-10	-27	-20	-41	-33
ESTIMATED Portables/Pak Required			0	0	0	0	0
St. Andrew		304	279	269	253	244	185
Pope Francis (Area C)		0	88	108	113	122	112
St. Andrew TOTAL	522	304	367	377	366	366	297
% Utilization		58%	70%	72%	70%	70%	57%
Students Over/Under Capacity		-218	-155	-145	-156	-156	-225
ESTIMATED Portables/Pak Required			0	0	0	0	0
San Marco		282	272	275	277	268	230
Pope Francis (Area D)		0	0	0	0	0	129
San Marco Total	487	282	272	275	277	268	359
% Utilization		58%	56%	56%	57%	55%	74%
Students Over/Under Capacity		-205	-215	-212	-210	-219	-128
ESTIMATED Portables/Pak Required			0	0	0	0	0

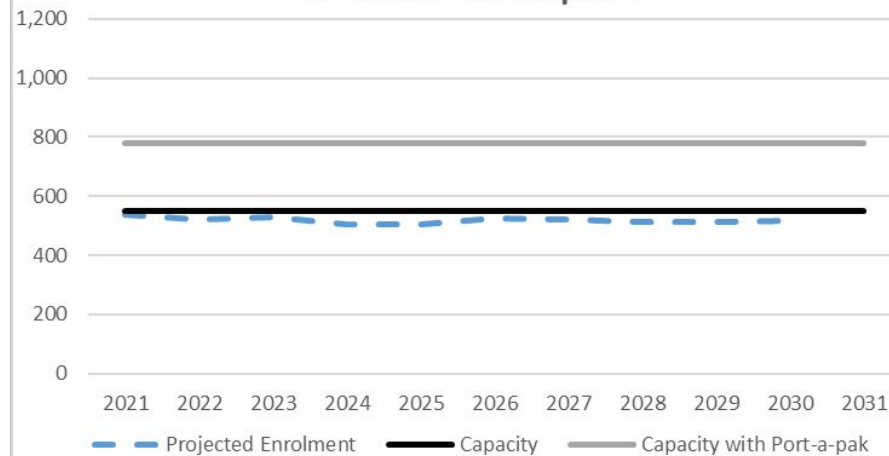


OPTION 3 - IMPACT

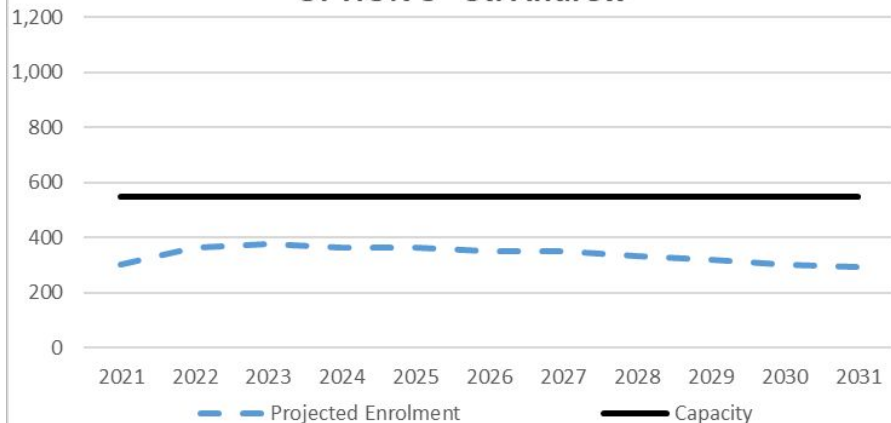
OPTION 3 - Pope Francis



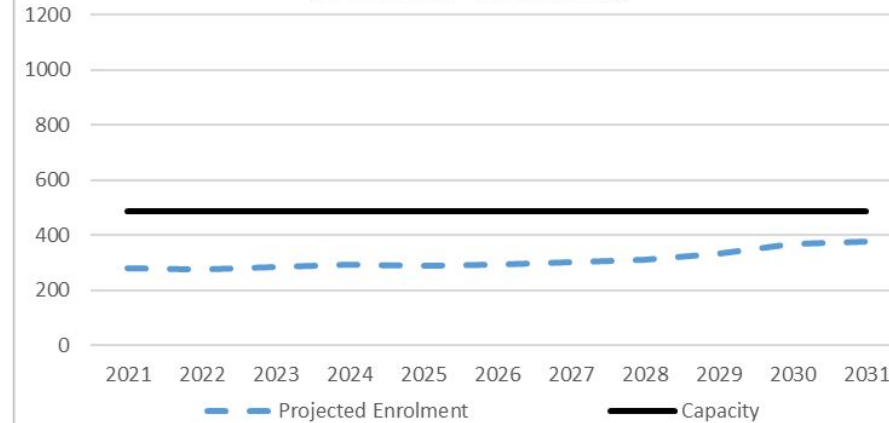
OPTION 3 - St. Stephen



OPTION 3 - St. Andrew

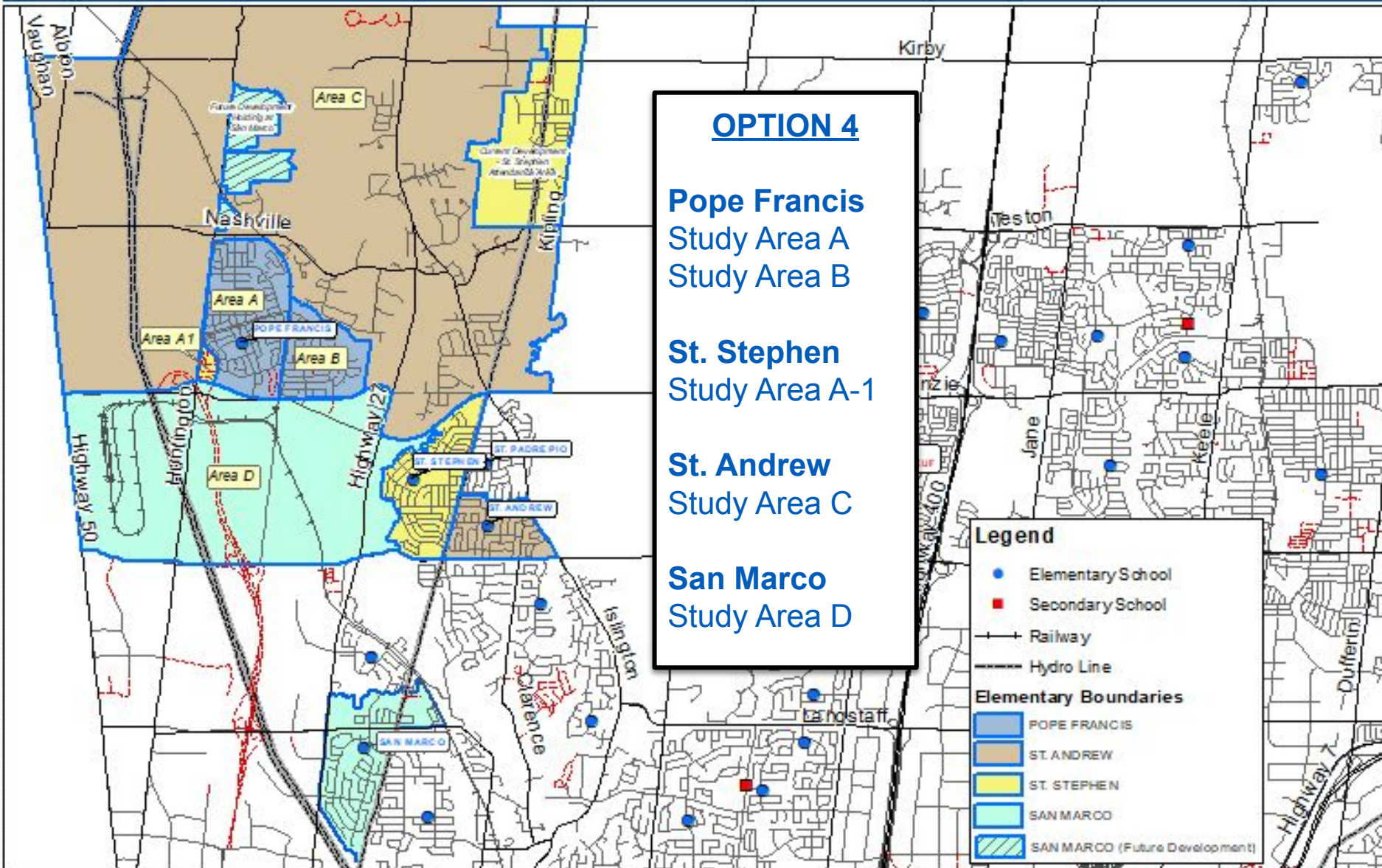


OPTION 3 - San Marco



YORK CATHOLIC DISTRICT SCHOOL BOARD
POPE FRANCIS BOUNDARY REVIEW

OPTION 4





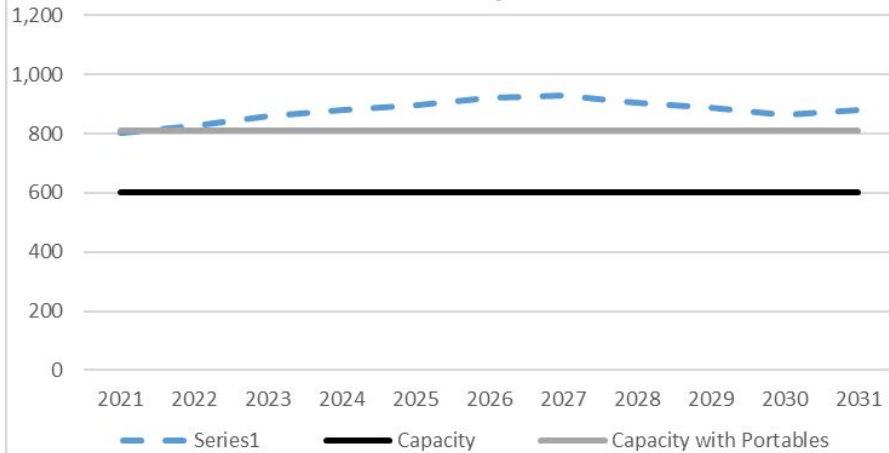
OPTION 4 - IMPACT

School / Area	Capacity	2021 Enrolment	Projected Enrolment				
			2022	2023	2024	2025	2031
Pope Francis (Area A)		578	633	666	685	706	703
Pope Francis (Area B)		160	192	192	192	189	174
Pope Francis (Area C)		65					
Pope Francis (Area A-1 and Area D)		0					
Pope Francis Total	602	803	825	858	877	895	878
% Utilization		133%	137%	142%	146%	149%	146%
Students Over/Under Capacity		201	223	256	275	293	276
ESTIMATED PORTABLES Required			10-12	10-12	13-15	13-15	13-15
St. Stephen		374	346	320	314	293	299
Pope Francis (Area A-1)		0	0	9	22	25	41
St. Stephen Total	548	374	346	329	336	318	340
% Utilization		48%	63%	60%	61%	58%	62%
Students Over/Under Capacity		-174	-202	-219	-213	-231	-208
ESTIMATED Portables/Pak Required			0	0	0	0	0
St. Andrew		304	279	269	253	244	185
Pope Francis (Area C)			88	108	113	122	112
St. Andrew TOTAL	522	304	367	377	366	366	297
% Utilization		58%	70%	72%	70%	70%	57%
Students Over/Under Capacity		-218	-155	-145	-156	-156	-225
ESTIMATED Portables/Pak Required			0	0	0	0	0
San Marco		282	272	275	277	268	230
Pope Francis (Area D)		0	0	0	0	0	129
San Marco Total	487	282	272	275	277	268	359
% Utilization		58%	56%	56%	57%	55%	74%
Students Over/Under Capacity		-205	-215	-212	-210	-219	-128
ESTIMATED Portables/Pak Required			0	0	0	0	0

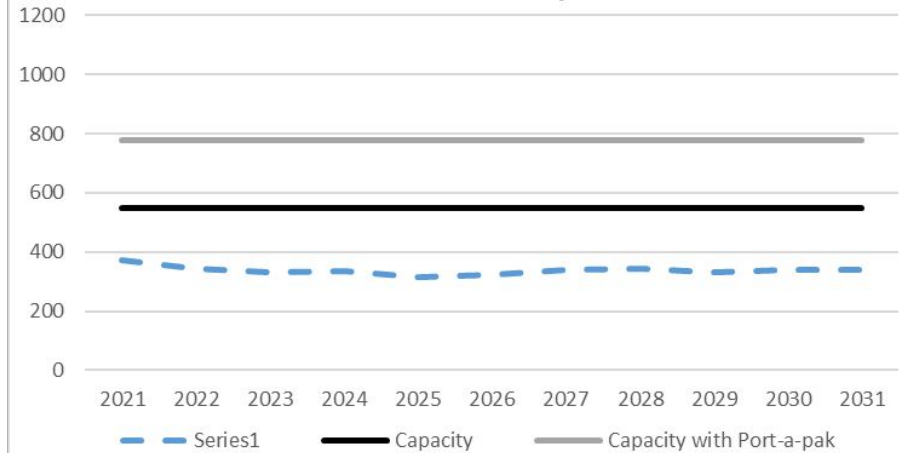


OPTION 4 - IMPACT

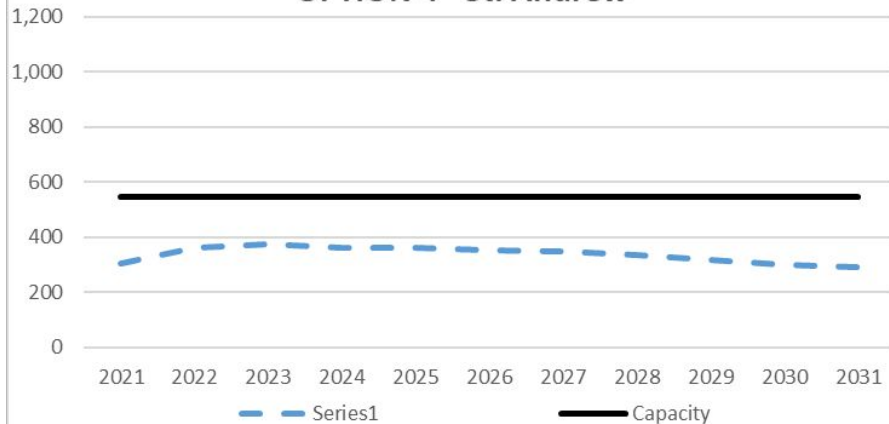
OPTION 4 - Pope Francis



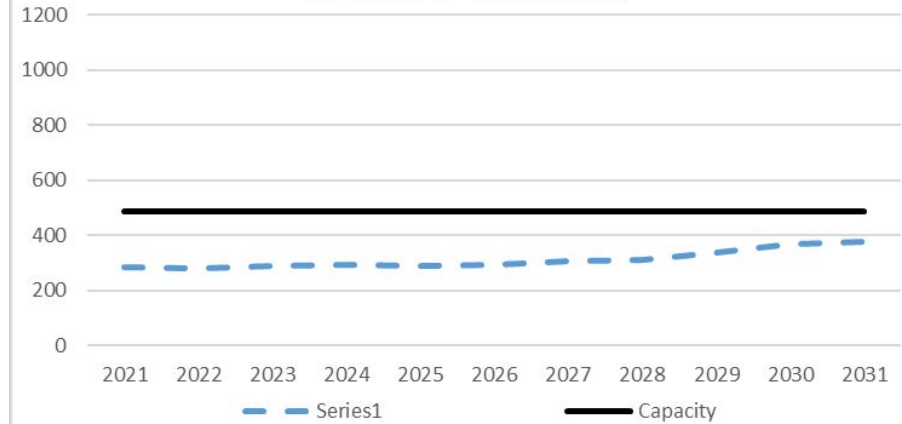
OPTION 4 - St. Stephen



OPTION 4 - St. Andrew



OPTION 4 - San Marco





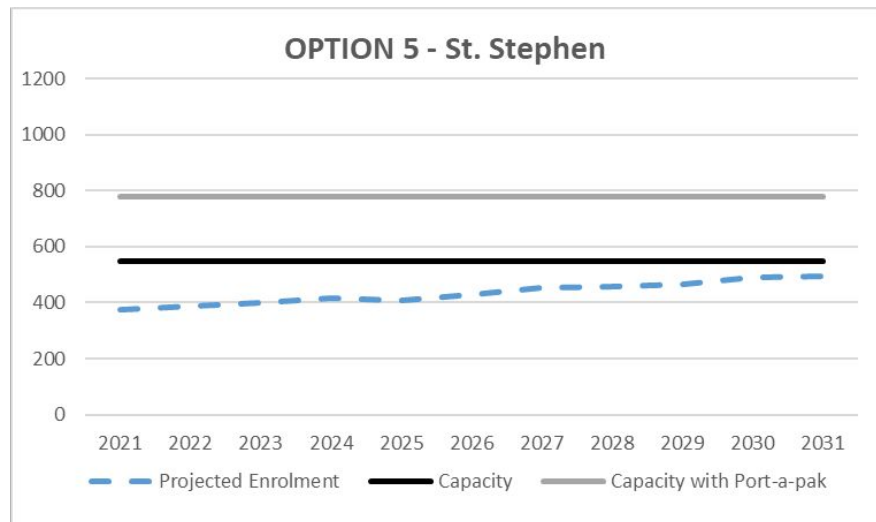
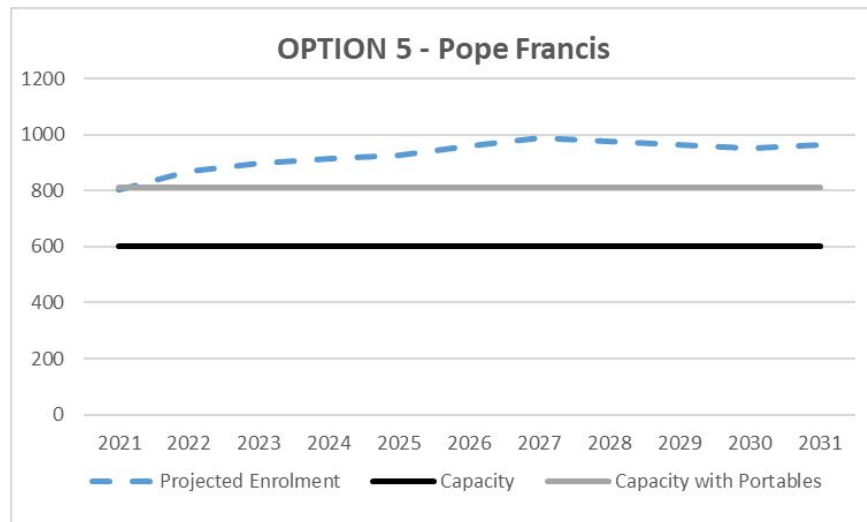
OPTION 5 - ENROLMENT CAP AT POPE FRANCIS

PROPOSAL:

- **Redirect Future Growth (Option 1) and**
 - **Effective for the 2022/23 School year, an enrolment cap be imposed at Pope Francis**
 - **New registrations at the school will be limited to 90 JK students / year**
-
1. A cut of date will be established for all JK registrations to be submitted
 2. Acceptances will be determined with the following priority:
 - I. Incoming JK students **with existing siblings** in the school
 - A. Area A; then
 - B. Area B; then
 - C. Area C, then
 - II. Incoming JK students **without existing siblings** in the school
 - A. Area A; then
 - B. Area B; then
 - C. Area C
 3. Once the incoming JK's reach 90, any students above would be redirected (with transportation) to St. Stephen

OPTION 5 - Enrolment Cap at Pope Francis

School / Area	Capacity	2021 Enrolment	Projected Enrolment				
			2022	2023	2024	2025	2031
Pope Francis	602	803	869	897	912	925	964
% Utilization		133%	144%	149%	151%	154%	160%
Students Over/Under Capacity		201	267	295	310	323	362
ESTIMATED PORTABLES Required			10-12	13-15	13-15	13-15	16-18
St. Stephen		374	346	320	314	293	299
Overflow from Pope Francis		0	44	78	100	116	195
St. Stephen Total	548	374	390	398	414	409	494
% Utilization		48%	71%	73%	76%	75%	90%
Students Over/Under Capacity		-174	-158	-150	-134	-139	-54
ESTIMATED Portables/Pak Required			0	0	0	0	0





NEXT STEPS

- Following the Q&A session, the slide deck presented this evening will be posted to the web page as well for review at your own convenience
- A video link of this meeting will remain on the Board's Youtube Channel
- A Feedback Form available on the project website
 - The intent of the feedback from is to hear directly from you
 - Preference for any of the options
 - Provide additional comments/suggestions or areas of concern
- The feedback form will remain active until end of day Sunday February 6th
- Responses will be reviewed and summarized and will be shared with the Boundary Review Committee at its next meeting on February 9th
 - At this meeting, the Committee will review the feedback, discuss any new or emerging issues that have come forward through the consultation
 - Development of recommendations to be included in a final report to the Board of Trustees
 - February 22, 2022
- All feedback received (excl any personal information) will be included in the final Staff report



Questions & Answer

	Current # of Students attending Pope Francis	Option 1	OPTION 2	OPTION 3	OPTION 4	OPTION 5
Area A PFS Perm Area	581	Pope Francis	Pope Francis	Pope Francis	Pope Francis	Pope Francis (w CAP)
Area A-1	0	St. Stephen	St. Stephen	St. Stephen	St. Stephen	St. Stephen
Area B (PFS East of Tracks)	160	Pope Francis	St. Stephen	St. Stephen	Pope Francis	Pope Francis (w CAP)
Area C (Old Kleinburg)	62	Pope Francis	St. Andrew	St. Andrew	St. Andrew	Pope Francis (w CAP)
Area D (Block 60 East)	0	St. Stephen	St. Stephen	San Marco	San Marco	San Marco
Total number of Portables Required (2025)		18-20	4-6	3-5	13-15	16-18
Existing students to be relocated		No - Redirects future growth only	Yes - Existing students (B and C)	Yes - Existing students (B and C)	Yes - Existing students (Area C)	No