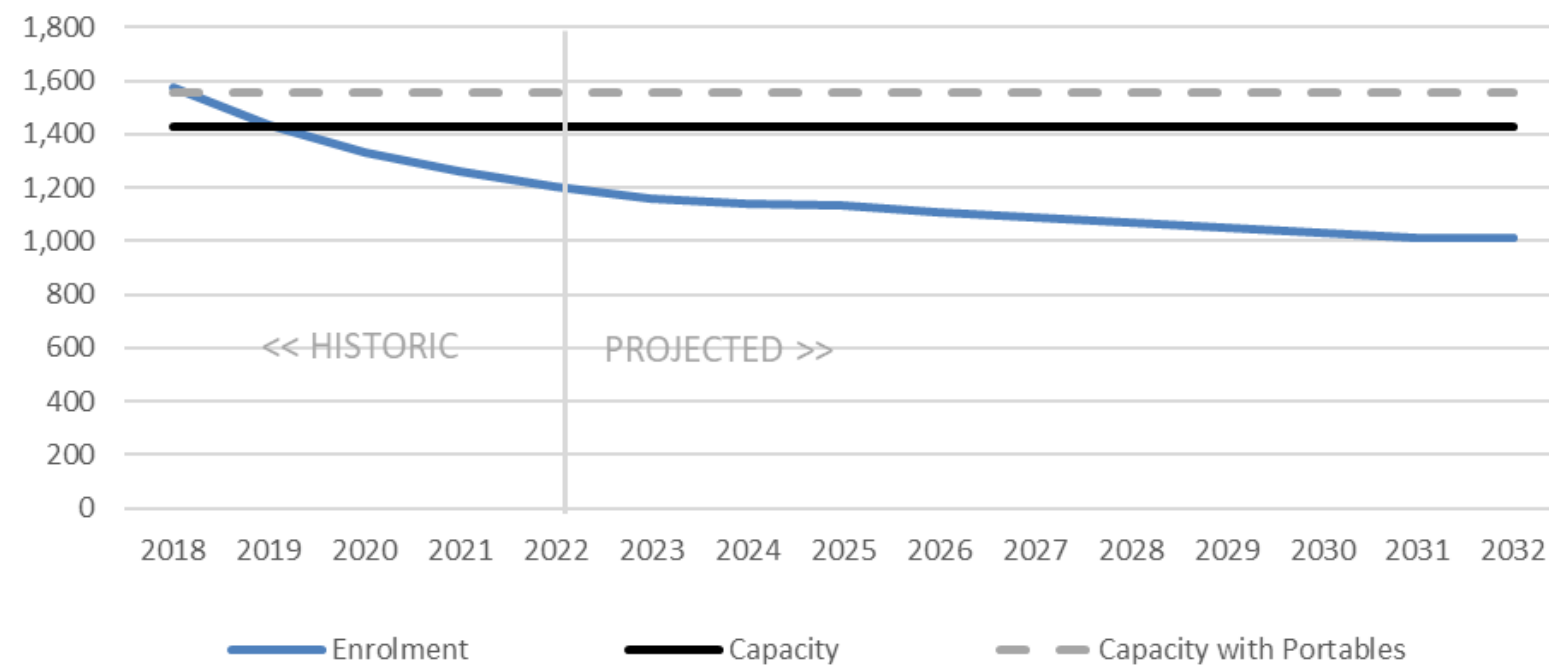




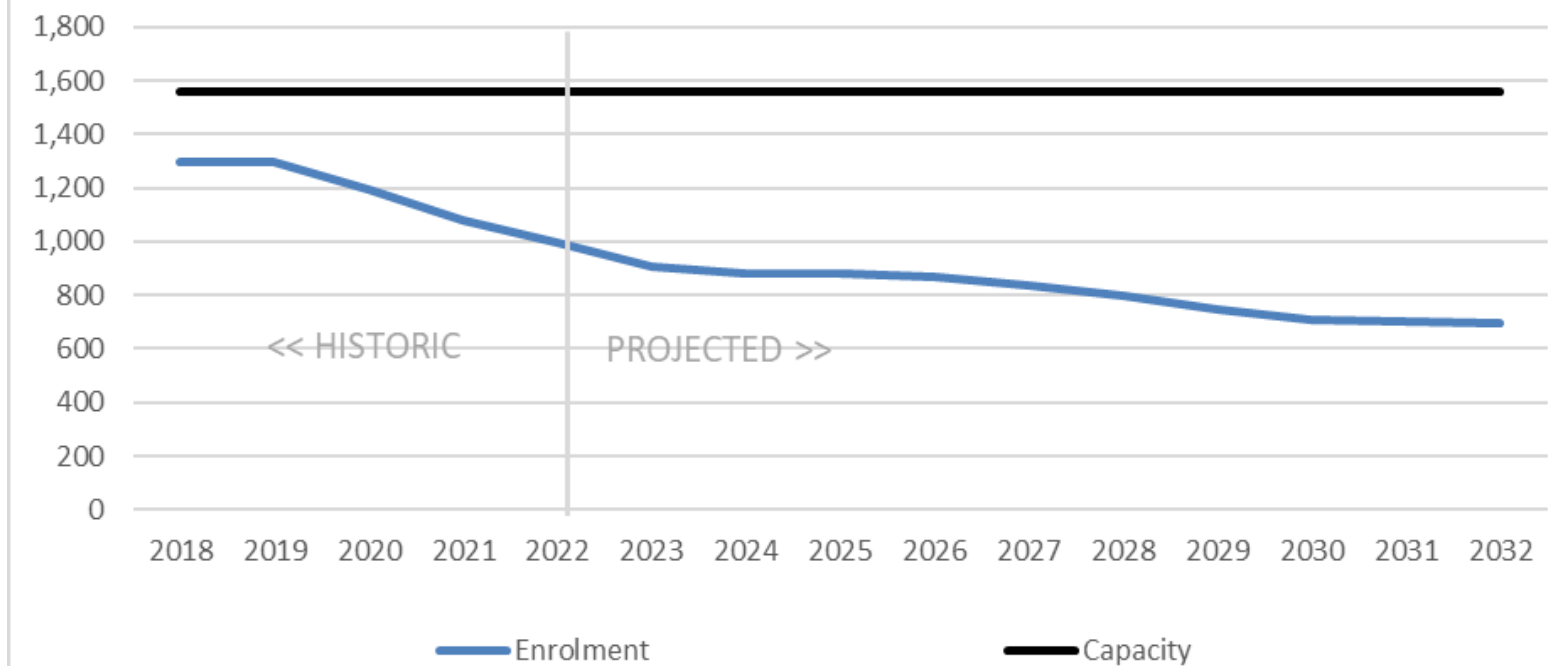


# CURRENT SITUATION – Enrolment Projections

### St. Elizabeth Enrolment / Capacity



### St. Joan of Arc Enrolment / Capacity

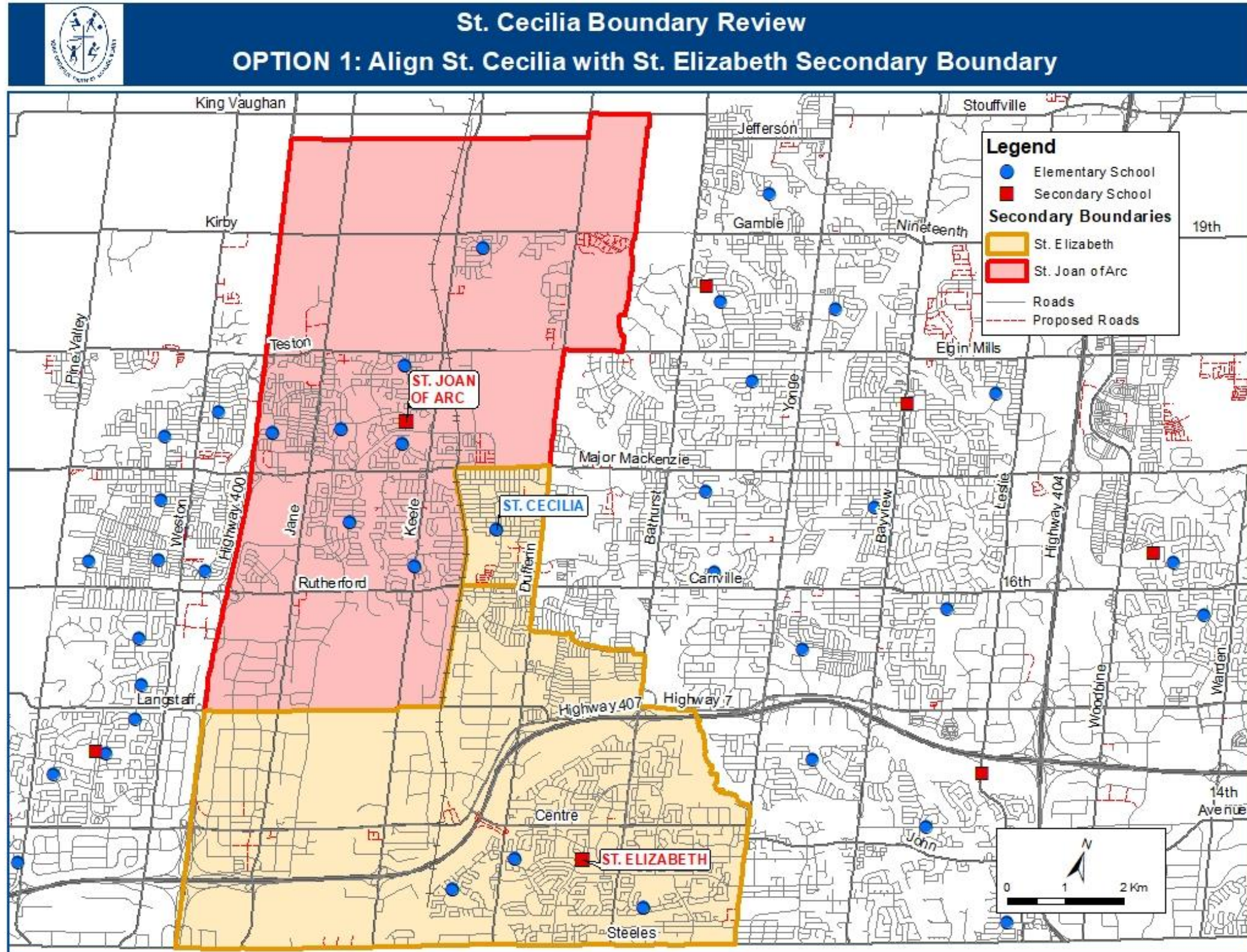




# OPTIONS



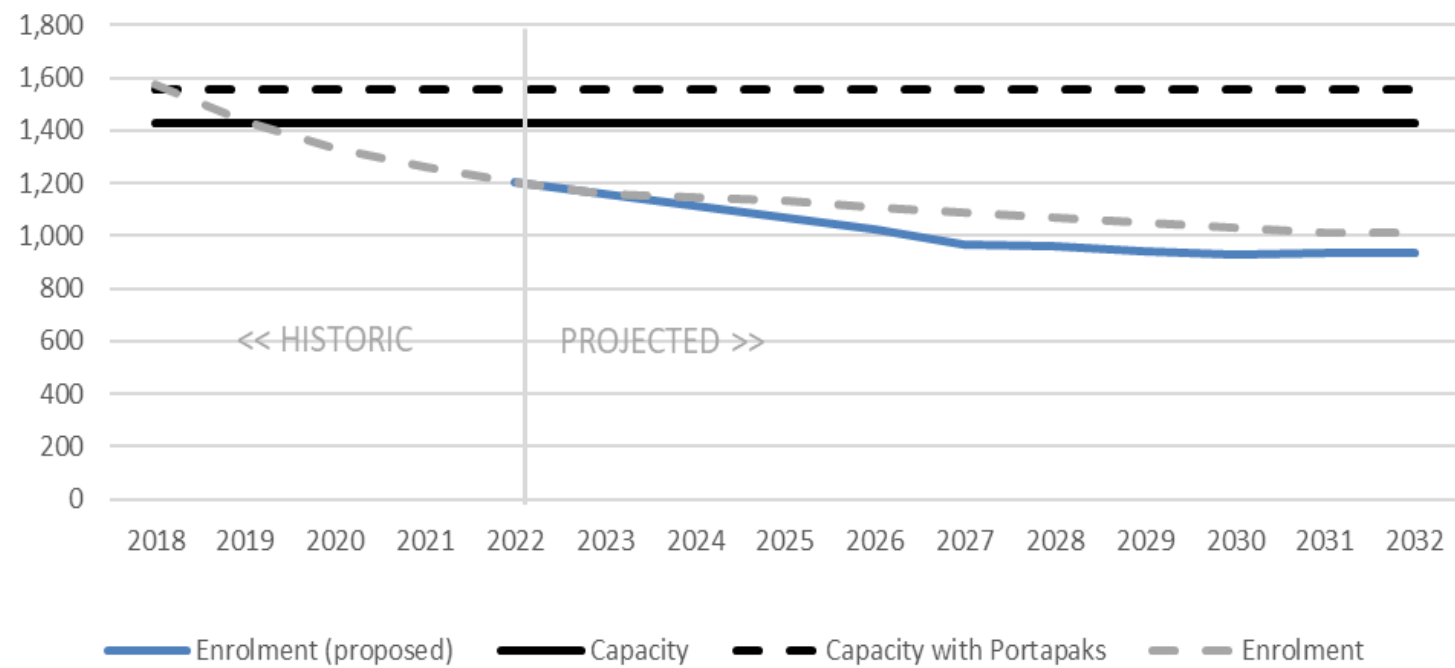
# Option 1



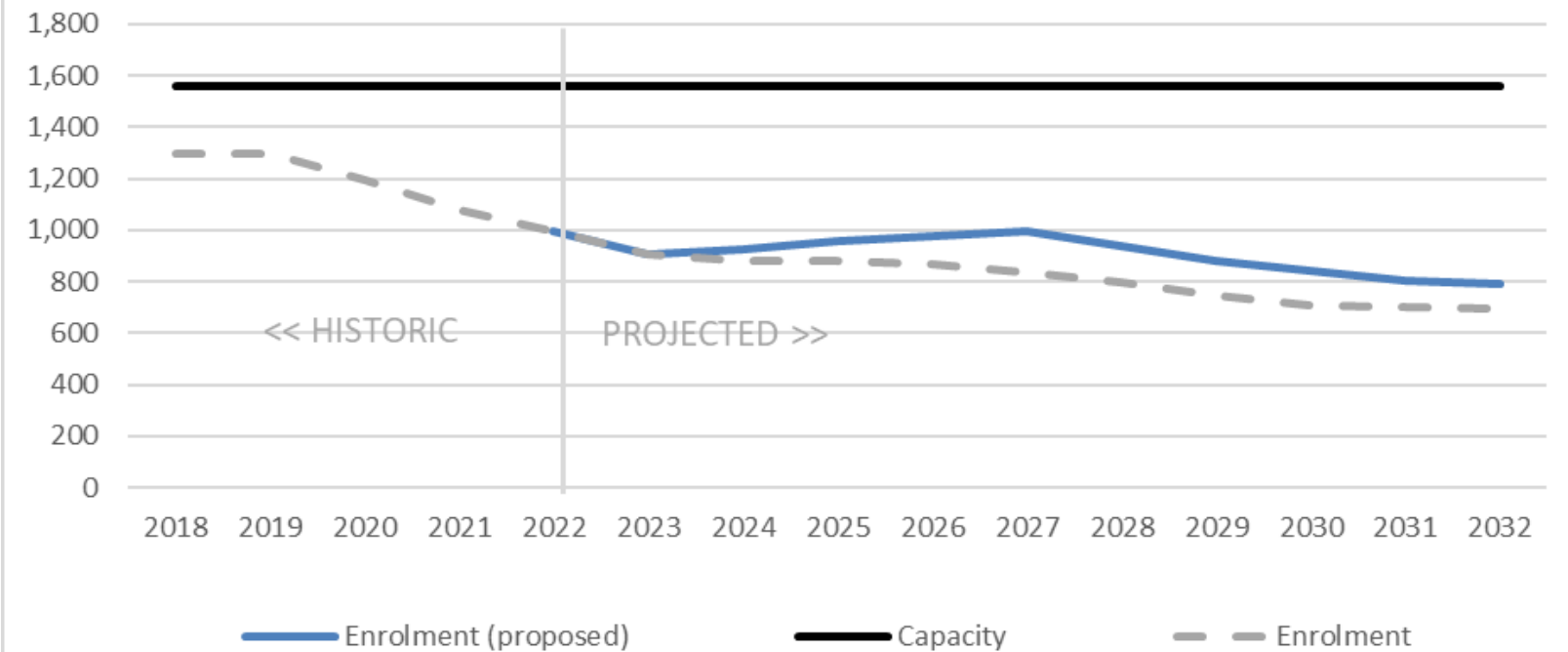


# OPTION 1 – Enrolment Projections

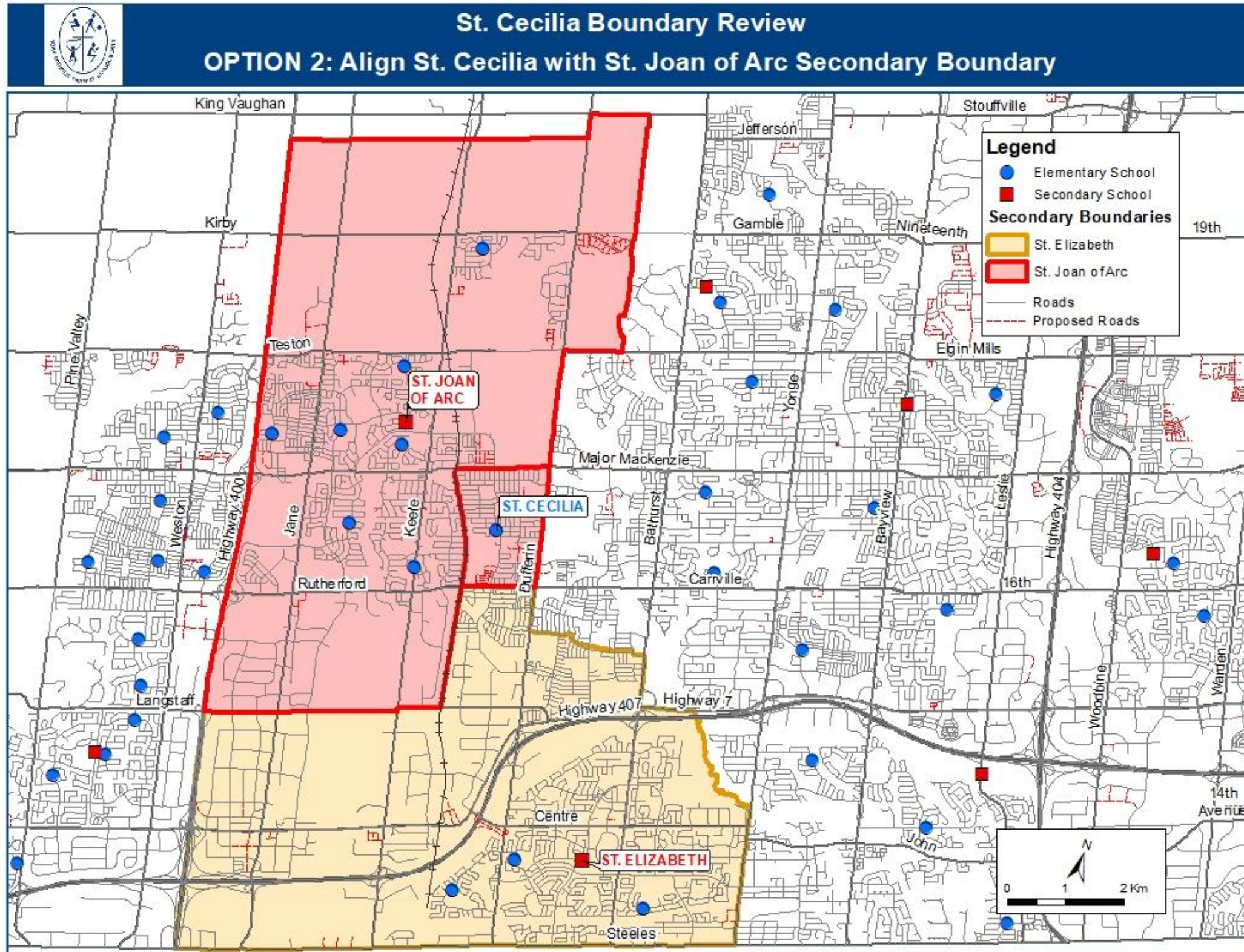
### St. Elizabeth Enrolment / Capacity



### St. Joan of Arc Enrolment / Capacity



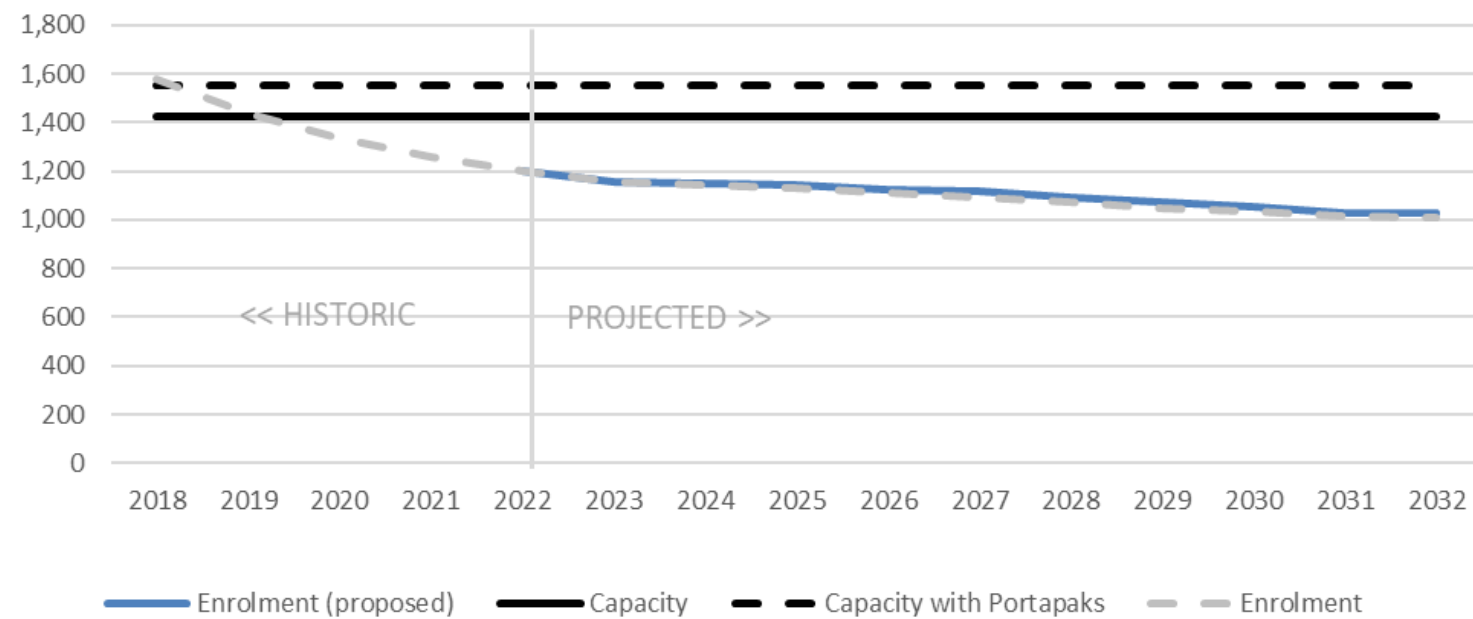
# Option 2



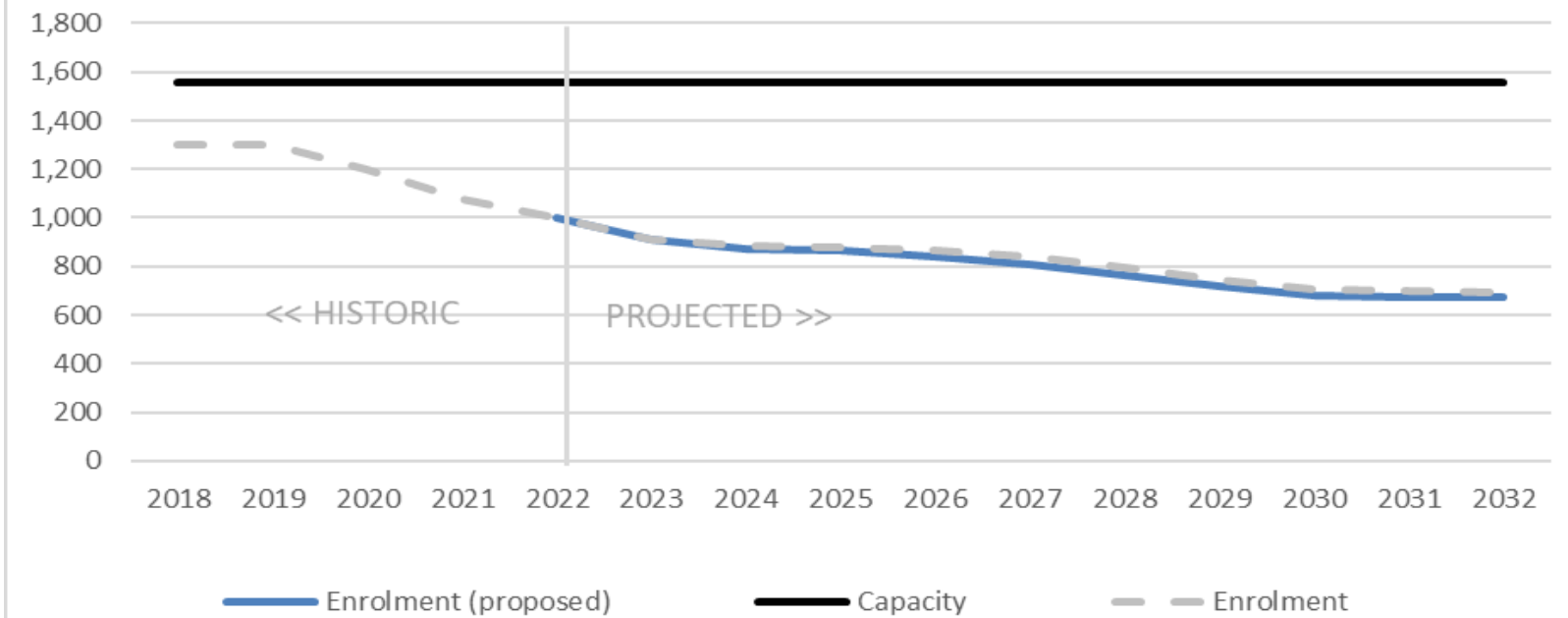


# OPTION 2 – Enrolment Projections

St. Elizabeth  
Enrolment / Capacity



St. Joan of Arc  
Enrolment / Capacity



## St. Elizabeth and St. Joan of Arc Enrolment by Program (Sept 2023)

School of Attendance	Program	Grade 9	Grade 10	Grade 11	Grade 12	Total
ST. ELIZABETH	Regular Track	178	216	191	250	835
	Regional Arts Program	64	86	77	75	302
	<b>Total</b>	<b>241</b>	<b>302</b>	<b>268</b>	<b>325</b>	<b>1,137</b>
ST. JOAN OF ARC	Regular Track	214	174	229	273	890
	Advanced Placement	49	44	11	0	104
	<b>Total</b>	<b>263</b>	<b>218</b>	<b>240</b>	<b>273</b>	<b>994</b>
<b>Total</b>		<b>504</b>	<b>520</b>	<b>508</b>	<b>598</b>	<b>2,130</b>

## Secondary Students from the St. Cecilia Attendance Area

School of Attendance	Program	Grade 9	Grade 10	Grade 11	Grade 12	Total
ST. ELIZABETH	Regular Track	24	35	34	18	111
	Regional Arts Program	10	4	7	4	25
	<b>Total</b>	<b>34</b>	<b>39</b>	<b>41</b>	<b>22</b>	<b>136</b>
ST. JOAN OF ARC	Regular Track	12	7	3	14	36
	Advance Placement	5	1	1	0	7
	<b>Total</b>	<b>17</b>	<b>8</b>	<b>4</b>	<b>14</b>	<b>43</b>
Other YCDSB Schools		<b>20</b>	<b>23</b>	<b>23</b>	<b>12</b>	<b>78</b>
<b>Total</b>		<b>71</b>	<b>70</b>	<b>68</b>	<b>48</b>	<b>257</b>

# St. Cecilia Secondary Boundary Review

## Key Statistics

<b>SCHOOL</b>	<b>St. Elizabeth</b>	<b>St. Joan of Arc</b>
<b>Year Built</b>	1989	1993
<b>Capacity</b>	1,428	1,557
<b>Portables</b>	6	4
<b>Programs</b>	Regional Arts Program	Advanced Placement
<b>SHSM</b>	Arts and Culture, Business	Business, Health and Wellness
<b>Current Enrolment (Sept 2023)</b>	<b>1,137</b>	<b>994</b>
<b>Projected Enrolment (2027-28)</b>	1,091	838
<b>Number of Feeder Schools</b>	4	7
<b>Bell Times</b>	8:15 am 2:22 pm	8:20 am 2:20 pm



# ST. CECILIA (BLOCK 18) SECONDARY BOUNDARY HISTORY

Residential construction in Block 18 commences. Area is aligned with St. Elizabeth CHS

2005

Board approved motion designating St. Cecilia as a dual feeder, permitting students to attend St. Elizabeth or St. Joan of Arc

2010

Board approved motion to review secondary boundary alignment of St. Cecilia for Fall of 2023

APRIL 2023

2009

St. Cecilia boundary study prior to school opening – No change to secondary boundary alignment

2019

Long Term Accommodation Plan identifies a review of dual/triple feeder areas

JUNE 2023

Board passes motion that rescinds the dual feeder designation for St. Cecilia as of Sept 1, 2024.